


KENNESAW STATE UNIVERSITY



2007-08 WOMEN'S BASKETBALL MEDIA GUIDE



Jennifer Baker
All-Atlantic Sun Conference

2007-08 Kennesaw State Lady Owls Schedule

Exhibition Schedule

Date	Opponent	Site	Time
6	Oglethorpe	Kennesaw, Ga.	5:00 p.m. ET

Regular Season Schedule

November

Date	Opponent	Site	Time
9	vs. Jacksonville State	Kennesaw, Ga.	7:00 p.m. ET
11	vs. Richmond	Kennesaw, Ga.	2:00 p.m. ET
17	vs. Presbyterian	Kennesaw, Ga.	2:00 p.m. ET
19	vs. Troy	Kennesaw, Ga.	7:00 p.m. ET

Texas Tech Basketball Travelers Classic

Lubbock, Texas

22	vs. Alcorn State	Lubbock, Texas	6:00 p.m. ET
23	at Texas Tech	Lubbock, Texas	8:00 p.m. ET
24	vs. Idaho State	Lubbock, Texas	6:00 p.m. ET

December

Date	Opponent	Site	Time
1	vs. Austin Peay	Kennesaw, Ga.	2:00 p.m. ET
12	at College of Charleston	Charleston, S.C.	4:30 p.m. ET
14	at Charleston Southern	Charleston, S.C.	7:00 p.m. ET

Georgia Tech Holiday Invitational

Atlanta, Ga.

29	vs. Harvard	Atlanta, Ga.	2:00 p.m. ET
30	TBD	Atlanta, Ga.	TBA

January

Date	Opponent	Site	Time
5	vs. Mercer *	Kennesaw, Ga.	3:00 p.m. ET
12	vs. North Florida *	Kennesaw, Ga.	3:00 p.m. ET
14	vs. Jacksonville *	Kennesaw, Ga.	7:00 p.m. ET
19	at Florida Gulf Coast *	Fort Myers, Fla.	5:00 p.m. ET
21	at Stetson *	DeLand, Fla.	4:30 p.m. ET
26	vs. Lipscomb *	Kennesaw, Ga.	3:00 p.m. ET
28	vs. Belmont *	Kennesaw, Ga.	7:00 p.m. ET

February

Date	Opponent	Site	Time
2	at East Tennessee *	Johnson City, Tenn.	1:30 p.m. ET
4	at USC Upstate *	Spartanburg, S.C.	7:00 p.m. ET
9	vs. Gardner-Webb *	Kennesaw, Ga.	3:00 p.m. ET
11	at Campbell *	Buies Creek, N.C.	7:00 p.m. ET
16	vs. Florida Gulf Coast *	Kennesaw, Ga.	3:00 p.m. ET
18	vs. Stetson *	Kennesaw, Ga.	4:30 p.m. ET
23	at Jacksonville *	Jacksonville, Fla.	1:00 p.m. ET
25	at North Florida *	Jacksonville, Fla.	7:00 p.m. ET

March

Date	Opponent	Site	Time
1	at Mercer *	Macon, Ga.	2:00 p.m. ET

Table of Contents



Second Team All-Conference selection Jennifer Baker



Fans give support at the KSU Convocation Center



Legendary Kennesaw State head coach Colby Tilley



Senior Jade Robinson.

2007-08 Schedule	1
Lady Owls Traditions	2
2007-08 Roster	3
Lady Owls Quick Facts	4
Season Preview	5

Coaching Staff

Head Coach Colby Tilley	7
Assistant Coaches	8
KSU Convocation Center	10
Lady Owls Locker Room	11

Player Profiles

Katie Martin	13
Jade Robinson	14
Nikki Gurley	15
Stephanie Searce	16
Ngoneh Gaye	17
Jennifer Baker	18
Ashley Johnson	19
Brittney Henderson	20
Lennisha Johnson	21
Greteya Kelly	21
DeAndrea Bullock	22
Gia Lockett	23
JoeDonna Molden	24
Montinique Nixon	24
Sports Medicine	25

25th Anniversary Section

All-Decade Team	27
All-Tilley Team	28
Top 10	29

2007-08 Opponents

2006-07 Season Review	31
-----------------------	----

History & Records	51
Single Season Records	52
Career Records	53
Alphabetical Roster	54
Numerical Roster	55
Yearly Team Records	56
Yearly Individual Records	58
Awards and Honors	60
1,000-Point Club	61
Yearly Results	62
All-Time versus Opponents	65
All-Time Players	69

Kennesaw State University

About Kennesaw State	75
About Atlanta	76
About KSU Athletics	77
About Championships	78
About Academics	79
Student-Athlete Support Services	80
About Student Life	81
About Facilities	82

The 2007-08 Kennesaw State Lady Owls Media and Information Guide

The Kennesaw State Lady Owls Media and Information Guide is a product of the Kennesaw State University Sports Information Department. The guide was written and designed by Mark Toma, Hal Towbin and Jason Hanes. Editorial assistance provided by Heather Wade, Jeremy Norman and Ryan Anderson. Photographic assistance was provided by Jim Bolt and Mark Toma. The cover was designed by Christopher Ward. Special thanks to the women's basketball coaching staff, Lauren Kalovsky and Brian LeHeup of the marketing department and the KSU University Relations Department.

Lady Owl Traditions

Academics

The Kennesaw State Lady Owls have always placed a strong emphasis on academics and last season was no different for Kennesaw State. While the Lady Owls were making their mark on the hardwood, they were also posting high marks in the classroom as five players were recognized with 2006-07 Atlantic Sun Conference All-Academic honors.

The league honored DAndrea Bullock, Nikki Gurley, Katie Martin, JoeDonna Molden and Stephanie Searce after the Lady Owl quintet posted a 3.0 grade point average or better last year.

Atlantic Sun Conference

The Lady Owls joined the Atlantic Sun Conference in 2005 and have quickly made an impact on the league in their first two seasons. In '05-'06, Kennesaw State won its conference opener in stunning fashion, knocking off pre-season favorite Lipscomb in overtime and enjoyed the all-conference performance of Shavonder Clarke.

After winning just four league games in their first year in the A-Sun, the Owls doubled their total last season by notching eight conference victories, including exciting wins at Mercer and versus Campbell and Gardner-Webb at home.

Championships

Kennesaw State women's basketball has always been successful from its inception in the early 1980's. From 1985 to 2005, the Lady Owls posted 20 consecutive winning seasons and played in a pair of NCAA Division II Elite Eight championships.

Under head coach Colby Tilley, the Lady Owls won a pair of South Atlantic Region championships in 1997 and 1999. The Lady Owls captured the 1997 region title with a win over Bowie State, 74-68 and two years later it was a victory over Francis Marion 76-72 that propelled the Lady Owls to the Elite Eight in Arkansas.

The Lady Owls also enjoyed conference championships, as they won the Peach Belt Conference regular season title in 1997 with a 17-1 mark, when they downed host Georgia College, 78-77, in Milledgeville. Coach Tilley

would also lead the Lady Owls to regular season championships in 2000 14-2 and again in 2002 when they held a 13-6 record.

Coaching Excellence

Colby Tilley is one of the most successful and honored coaches in women's college basketball. This season will mark the 31st year in which Tilley has coached women's college basketball. He has won over 675 games in his career and has also won more than 200 games at three different schools, playing at three different levels of intercollegiate competition. Tilley won 234 games while at Truett-McConnell Junior College, won 218 games at NAIA Auburn-Montgomery and 225 games at Kennesaw State. He has won 207 games as a NCAA Division II coach.

A recent inductee into the North Georgia Sports Hall of Fame, Tilley has won 20 or more games in a season 19 times. He has also put together five seasons in which he has won 30 or more games. In the 1996-97 season he led the Lady Owls to a 30-2 record. Prior to last season, the Lady Owls mentor had just one losing season in 29 years as a coach.

In addition to his Hall of Fame induction, numerous awards and honors have surrounded Tilley during his coaching career. He was named the National Junior College Athletic Association Coach of the Year in 1980. Tilley has been honored as the Atlanta Tip-Off Club NCAA Division II Georgia Coach of the Year in 1997 and 1999. Also in 1997, he was named the Peach Belt Conference Coach of the Year.

Exposure

With the Atlantic Sun Conference having a contract with Comcast for a Game of the Week, the Lady Owls quickly made a name for themselves in the league when they appeared twice on television in 2005-06.

With the inception of A-Sun.TV, the Lady Owls will have each of their conference games and all of their home games available on-line on a live and on-demand basis.

In addition to live broadcasts, the Lady Owls have a number of their home games broadcast locally on TV-24 on a tape-delayed basis. Last season the Lady Owls had four

games shown on TV-24.

KSU Convocation Center

In November of 2005, the Lady Owls moved from the James "Spec" Landrum Centre into the state-of-the-art KSU Convocation Center and the excitement has continued to grow with each game. The \$15 million facility opened on December 1, 2005. The Lady Owls posted a stunning last second, overtime win over Lipscomb in their first game in their new home. Kennesaw State also posted home wins against Mercer and Agnes Scott in 2005-06 and followed with victories over Lipscomb, North Florida, Longwood and Stetson last season inside the KSU CC.

The visually stunning arena is not only a fan favorite, but both of the Lady Owls regionally televised games in '05-'06 were broadcast from the KSU Convocation Center.

Top Victories

Throughout the years Kennesaw State has had its share of big wins. However, the two biggest wins in school history are the games that gave the Lady Owls their two trips to the Elite Eight.

In front of a standing-room only crowd in 1997, the Lady Owls advanced to the Elite Eight with a 74-68 win over Bowie State in the South Atlantic Region finals. The Lady Owls second region championship came two years later in Florence, South Carolina. Kennesaw State defeated host Francis Marion, 76-72, before a fiercely loud crowd.

In 1997, the Lady Owls were one of the best teams in the country. After winning the regular season title and entering the postseason with just one loss, the Lady Owls beat Georgia College, 78-77, to give the program its first and only Peach Belt Conference tournament title.

In recent history, the Lady Owls enjoyed a memorable victory when they played their first home game at the KSU Convocation Center on a night when the team also made its Atlantic Sun Conference debut. Shavonder Clarke tied the game on jumper at the buzzer to send the game into overtime and Ashley Johnson delivered a three-pointer with nine seconds left to give the Lady Owls a 69-68 win.



Alphabetical Roster

No	Name	Position	Height	Class	Hometown	Previous School	Academic Major
24	Jennifer Baker	Guard	5-9	Junior	Soperton, Ga.	Treutlen High School	Criminal Justice
30	DeAndrea Bullock	Guard	5-9	Soph	Columbia, Tenn.	Columbia Central High School	Exercise and Health Science
22	Ngoneh Gaye	Forward	5-10	Junior	Pawtucket, R.I.	Blair Academy	Human Services
15	Nikki Gurley	Guard	5-6	RS Junior	Blairsville, Ga.	Union County High School	Sports Marketing
44	Brittney Henderson	Forward	5-11	Junior	Atlanta, Ga.	Georgia Perimeter College	Psychology
25	Ashley Johnson	Guard	5-6	Junior	Riverdale, Ga.	North Clayton High School	Math Education
23	Lennisha Johnson	Guard	5-5	Junior	Memphis, Tenn.	Coffeyville CC	Communication
11	Greteya Kelley	Guard	5-9	RS Soph	Lawrenceville, Ga.	Appalachian State	Sports Management
20	Gia Lockett	Guard	5-8	Soph	Snellville, Ga.	South Gwinnett High School	Exercise and Health Science
32	Katie Martin	Guard	5-6	Senior	Marietta, Ga.	Lassiter High School	History Education
10	JoeDonna Molden	Guard	5-9	Soph	Edison, Ga.	Calhoun County High School	Physical Education
42	Montinique Nixon	Center	6-2	Soph	Virginia Beach, Va.	Green Run High School	Chemistry
12	Jade Robinson	Guard	5-8	Senior	Orangeburg, S.C.	Orangeburg-Wilkinson High School	Sports Management
40	Stephanie Searce	Center	6-1	RS Junior	Blue Ridge, Ga.	Fannin County High School	Communication

Coaching Staff

Colby Tilley - Head Coach
Teresa Brown - Assistant Coach
James Black - Assistant Coach
Yolisha Jackson - Assistant Coach
Karen Pfeiffer - Director of Sports Medicine
Yesy Ochoa - Athletic Trainer

Numerical Roster

No	Name	Position	Height	Class	Hometown	Previous School	Academic Major
10	JoeDonna Molden	Guard	5-9	Soph	Edison, Ga.	Calhoun County High School	Physical Education
11	Greteya Kelley	Guard	5-9	RS Soph	Lawrenceville, Ga.	Appalachian State	Sports Management
12	Jade Robinson	Guard	5-8	Senior	Orangeburg, S.C.	Orangeburg-Wilkinson High School	Sports Management
15	Nikki Gurley	Guard	5-6	RS Junior	Blairsville, Ga.	Union County High School	Sports Marketing
20	Gia Lockett	Guard	5-8	Soph	Snellville, Ga.	South Gwinnett High School	Exercise and Health Science
22	Ngoneh Gaye	Forward	5-10	Junior	Pawtucket, R.I.	Blair Academy	Human Services
23	Lennisha Johnson	Guard	5-5	Junior	Memphis, Tenn.	Coffeyville CC	Communication
24	Jennifer Baker	Guard	5-9	Junior	Soperton, Ga.	Treutlen High School	Criminal Justice
25	Ashley Johnson	Guard	5-6	Junior	Riverdale, Ga.	North Clayton High School	Math Education
30	DeAndrea Bullock	Guard	5-9	Soph	Columbia, Tenn.	Columbia Central High School	Exercise and Health Science
32	Katie Martin	Guard	5-6	Senior	Marietta, Ga.	Lassiter High School	History Education
40	Stephanie Searce	Center	6-1	RS Junior	Blue Ridge, Ga.	Fannin County High School	Communication
42	Montinique Nixon	Center	6-2	Soph	Virginia Beach, Va.	Green Run High School	Chemistry
44	Brittney Henderson	Forward	5-11	Junior	Atlanta, Ga.	Georgia Perimeter College	Psychology

Coaching Staff

Colby Tilley - Head Coach
Teresa Brown - Assistant Coach
James Black - Assistant Coach
Yolisha Jackson - Assistant Coach
Karen Pfeiffer - Director of Sports Medicine
Yesy Ochoa - Athletic Trainer

Lady Owls by Height

6'2"
Montinique Nixon

6'1"
Stephanie Searce

5'11"
Brittney Henderson

5'10"
Ngoneh Gaye

5'9"
JoeDonna Molden

Greteya Kelley
Jennifer Baker

DeAndrea Bullock

5'8"
Jade Robinson

Gia Lockett

5'6"
Nikki Gurley
Ashley Johnson

Katie Martin
5'5"
Lennisha Johnson

Lady Owls by Class

Senior (2)
Katie Martin
Jade Robinson

Junior (5)
Jennifer Baker
Ngoneh Gaye
Brittney Henderson

Ashley Johnson
Lennisha Johnson

Redshirt Junior (2)
Nikki Gurley
Stephanie Searce

Sophomore (4)
DeAndrea Bullock
Gia Lockett
JoeDonna Molden

Montinique Nixon

Redshirt Sophomore (1)
Greteya Kelley

Lady Owls by State

Georgia (9)
Jennifer Baker
Nikki Gurley
Brittney Henderson

Ashley Johnson
Greteya Kelley
Gia Lockett

Katie Martin
JoeDonna Molden
Stephanie Searce

Tennessee (2)
DeAndrea Bullock
Lennisha Johnson

South Carolina (1)
Jade Robinson

Virginia (1)
Montinique Nixon

Rhode Island (1)
Ngoneh Gaye


Pronunciation Guide

Greteya Kelley
Gruh-tay-uh Kelley

Ngoneh Gaye
Go-naye Gaye

Stephanie Searce
Stephanie Sir-see

Montinique Nixon
Mon-tin-eek Nixon



2007-08 Kennesaw State Women's Basketball Quick Facts



General Information

Location: Kennesaw, Ga.
Enrollment: 19,500
Founded: 1963
Nickname: Lady Owls
Colors: Black and Kennesaw Gold
Affiliation: NCAA Division I
Conference: Atlantic Sun
President: Dr. Dan Papp (Dartmouth '69)
AD: Dr. Dave Waples (West Liberty)
SWA: Brenda Stopher (Richmond)
Website: ksuowls.com

Media Relations Information

SID: Mark Toma
Office Phone: 770.499.3217
Cell Phone: 770.862.8556
Email: mtoma@kennesaw.edu
Fax: 770.423.6665
Asst. SID/WBBall Contact: Hal Towbin
Office Phone: 678.797.2192
Cell Phone: 901.493.0087
Email: htowbin@kennesaw.edu
Asst. SID: Jason Hanes
Office Phone: 678.797.2192
Cell Phone: 404.488.8398
Email: jhanes2@kennesaw.edu
Student Assistant: Jeremy Norman
Office Phone: 770.797.2192
Email: Jeremynorman11@yahoo.com

Women's Basketball Information

Facility: KSU Convocation Center
Capacity: 4,400
2006 Overall Record: 13-16, .448
2006 A-Sun Record: 8-10, .444 (5th)
Players Returning/Lost: 9/1
Starters Returning/Lost: 4/1
All-Time Record: 444-252, .638
Seniors: 2
Juniors: 7
Sophomores: 4
Freshmen: 1

Coaching Staff

Head Coach: Colby Tilley
Alma Mater: Appalachian State '72
KSU Record: 225-124, .645 (12 years)
A-Sun Record: 12-26, .316
Career Record: 677-244, .735 (30 years)
Office Phone: 770.423.6413
Email: ctiley@kennesaw.edu
Best Time to Reach Coach: Call SID
Assistant Coach: Teresa Brown
Office Phone: 770-420-4476
Email: tthrow141@kennesaw.edu
Assistant Coach: James Black
Office Phone: 678.797.2186
Email: jblack34@kennesaw.edu
Assistant Coach: Yolisha Jackson
Office Phone: 678.797.2190
Email: jjacks93@kennesaw.edu

Player Information

Starters Returning

No.	Name	Pos.	Ht.	Cl.	GP/GS	PPG	RPG	Other
12	Jade Robinson	G	5.8	Sr.	29/26	8.8	3.6	.775 FT%
20	Gia Lockett	G	5.8	So.	29/14	6.9	3.0	Team-high 46 Steals
24	Jennifer Baker	G	5.9	Jr.	27/25	11.7	4.9	3.1 APG
44	Stephanie Seacore	C	6.1	Jr.	29/24	10.6	6.6	25.0 Min. per game

Starters Lost

No.	Name	Pos.	Ht.	Cl.	GP/GS	PPG	RPG	Other
55	Rosetta Hollis	F	5.11	So.	24/17	13.5	6.4	.458 FG

Other Returnees

No.	Name	Pos.	Ht.	Cl.	GP/GS	PPG	RPG	Other
10	JoeDonna Molden	G	5.9	R-Fr.	1/1	0.0	0.0	Medical Redshirt
15	Nikki Gurley	G	5.6	Sr.	N/A	N/A	N/A	Medical Redshirt
22	Ngoneh Gaye	F	6.0	Jr.	9/9	9.4	10.3	30.1 Min. per game
25	Ashley Johnson	G	5.6	Jr.	20/19	5.6	3.6	3.8 APG
30	DeAndrea Bullock	G	5.10	So.	29/6	6.2	3.4	23.0 Min. per game
33	Katie Martin	G	5.6	Sr.	16/0	0.7	0.1	3.1 Min. per game
42	Montinique Nixon	C	6.2	So.	29/4	3.7	4.9	Team-high 29 blocks

Other Losses

No.	Name	Pos.	Ht.	Cl.	GP/GS	PPG	RPG	Other
N/A								

Newcomers

No.	Name	Pos.	Ht.	Cl.	Hometown	Previous School
44	Brittney Henderson	F	5.11	Jr.	Atlanta, Ga.	Georgia Perimeter
23	Lennisha Johnson	G	5.6	Jr.	Memphis, Tenn.	Coffeyville CC
11	Greteya Kelley	G	5.8	So.	Lawrenceville, Ga.	Appalachian State

Lady Owls by the Numbers

Category	Total	Return	Lost	Pct
Points	1895	1264	631	66.7
Points Per Game	65.3	41.2	24.1	63.1
Field Goals	655	422	233	64.4
Free-Throws	443	281	162	63.4
3-Pointers	142	139	3	97.8
Rebounds	1243	898	345	72.2
Assists	378	327	51	86.5
Steals	270	204	66	75.5
Blocked Shots	78	67	11	85.9
Turnovers	618	457	161	73.9

Individual Returning Leaders

Category	Player, Stats
Points	Jennifer Baker, 315
Points Per Game	Jennifer Baker, 11.7
Field Goals	Jennifer Baker, 108
Field Goal Percentage	Montinique Nixon, 43.9
Free-Throws	Jade Robinson, 62
3-Pointers	Jade Robinson, 45
Rebounds	Montinique Nixon, 143
Rebounds Per Game	Ngoneh Gaye, 10.3
Assists	Jennifer Baker, 84
Steals	Gia Lockett, 46
Blocked Shots	Montinique Nixon, 29
Turnovers	Jennifer Baker, 112

Now in its third year of play in Division I and the Atlantic Sun Conference the Kennesaw State women's basketball team looks to take the next step by winning the conference regular season title. The 2007-08 squad returns nine letter-winners from last year's squad that more than doubled its win total from the previous season, despite a bevy of season-ending injuries that hampered the Lady Owls down the stretch.

Four newcomers and redshirts and new assistant coach **Teresa Brown** will bring a higher level of excitement and skills to a team already loaded with the talent and enthusiasm needed to push KSU to the next level. While last season was a drastic improvement from the previous, head coach **Colby Tilley** is realistic about how far his team has come and the steps that this year's team will need to take to become one of the elite programs in the A-Sun.

"I expect us to be even better than last season," said a motivated Tilley. "While we are making a steady improvement and getting the players we want, we still have a lot of work to do to get where we want to be."

The Lady Owls will look to its upperclassmen to carry much of the load in 2007-08. With the return of All-Atlantic Conference Second Team honoree **Jennifer Baker**, as well as junior guards **Nikki Gurley** and **Jade Robinson**, KSU will have the leadership it has lacked in recent years as the Lady Owls look to show they can be a force to be reckoned with in the A-Sun this season.

Frontcourt

Last season Tilley and his staff thought they had finally found the mix of players needed to "bang with the bigs" in the A-Sun. However, the Lady Owls took a serious hit in the frontcourt over the off-season when the team learned it would be without two of the top rebounders and scorers from last season.

All-Atlantic Sun Freshman Team recipient and last year's leading scorer, Rosetta Hollis, chose not to return to the team just a few weeks before the start of school. Just when it looked like things couldn't get worse, senior **Stephanie Searce** once again went down in practice, tearing her ACL yet again and effectively ending her basketball career.

Therefore, KSU will rely heavily on the play of **Ngoneh Gaye**, who returns after playing just nine games in '06-'07 due to a knee injury. The 6-0 forward was having a marvelous sophomore campaign, as the Pawtucket, R.I. native was averaging 9.4 points and a team-high 10.3 rebounds a game prior to her injury. While her rehab has gone a bit slower than expected, Gaye should be ready to go by season's start.

Helping Gaye in the post are sophomores **Montinique Nixon** and **DeAndrea Bullock**. Nixon returns for her second year after scoring 3.4 points and grabbing 4.9 boards per contest last season. The coaching staff will once again look to her to take advantage of opponents by plugging up the middle and making teams think twice about coming in the lane because of her great shot blocking abilities.

Bullock saw action in all 29 games last season and averaged 6.2 points and 3.4 rebounds a game during her freshman campaign. She will play more inside this season after being used primarily as a shooting guard last year.

Coach Tilley believes he has struck gold, so to speak, with the addition of junior college transfer **Brittney Henderson**. Last season, the 5-11 forward helped Georgia Perimeter to the national tournament as she averaged 14.6 points and 9.3 rebounds while leading GPC to a 26-7 record and an undefeated mark in the GJCAA. Henderson played her freshman season at Beville State, where she was a first team all-region selection as well as being named the team's Most Valuable Player.

"Brittney is the kind of post player we like to have in our program," said Tilley. "She is very strong, can run the floor well, can score and defend and is very good at creating her own shot."

Backcourt

Once again, Kennesaw State appears to be a bit top-heavy in the backcourt positions in 2007-08. The Lady Owls will have a talented group of guards with tremendous athletic ability, experience and versatility.

Any discussion of the Lady Owls guard corps must begin with Baker. The 5-9 Soperton, Ga. native is coming of a sophomore campaign that saw her average 11.7 points and 3.1 assists last season en route to being named an All-Conference Second Team selection. Her ball-handling skills and ability to spot up from anywhere on the court with allow Baker to play both the point and shooting guard position.

Senior Robinson provides leadership both on and off the court for KSU and will be relied upon heavily to help carry the Lady Owls on the offensive and defensive side of the ball. A native of Orangeburg, S.C., Robinson has worked extremely hard in the off-season and will look to improve upon her 8.8 points per game average last season.

Redshirt junior Gurley is perhaps more excited for the start of the season than anyone else in a Lady Owls uniform. After being forced to miss the entire '06-'07 schedule with a torn ACL, the 5-6 Blairsville, Ga. star will look to return to the form that saw her finish fifth in the A-Sun with 1.89 three-point field goals a game in 2005-06. Gurley, who scored 7.6 points per contest as a sophomore, has the awareness to dish off the ball to any team. Her hustle is what was most missed last season, as she is unafraid to give up her small frame for any loose ball.



Unable to do so in past few years, the Lady Owls will be able to play the run-and-gun style of typical Tilley teams thanks to juniors **Ashley Johnson** and **Lennisha Johnson** as well as redshirt sophomore **Greteya Kelley**.

Ashley Johnson is back for her third year after posting 5.6 points and 3.8 assists a game last season. Being hampered by nagging injuries for much of the year, the Riverdale, Ga. native has something to prove this season as she will battle Kelley for the starting role.

A transfer from Coffeyville Community College in Kansas, Lennisha Johnson was second on the team in assists last season and shot 48 percent from the floor as she helped lead the Ravens to a 29-5 record and the KJCCC Eastern Conference Championship.

"Lennisha is a talented point guard who pushes the ball extremely well," said Tilley. "She will have an impact on our lineup immediately and her quickness will help our team to dictate the tempo on both ends of the floor."

Kelley may very well be the most talented of the bunch despite sitting out last year after transferring from Appalachian State. In 2005-06 she was named the Southern Conference Freshman of the Year and averaged 9.9 points in 28 games played, including a career-high 22 points in ASU's win over Wofford and a team-high 17 points in the Mountaineers' game at nationally-ranked Maryland.

Add to the mix, **Gia Lockett**, **Katie Martin** and **JoeDonna Molden** and it's easy to see why the Lady Owls will have one of the deepest backcourts in the conference if not the nation.


Schedule

The 2007-08 schedule will see the Lady Owls play some of the biggest and best of women's college basketball during the non-conference slate, in addition to the usual Atlantic Sun ledger. After an exhibition game against Oglethorpe, the Lady Owls open the regular season with four straight home contests, beginning with Jacksonville State on November 9. Match-ups against Richmond, Presbyterian and Troy will close out the homestand just before the Thanksgiving Holiday break.

For this year's break, the Lady Owls will travel to Lubbock, Texas to take part in the Travelers Classic hosted by Texas Tech on November 22-24. In addition to facing the Red Raiders, KSU will face-off with Alcorn State and Idaho State, before returning home for a December 1 showdown with Austin Peay. The Lady Owls will hit the road for a pair of contests in Charleston, S.C. to take on the College of Charleston on December 12 and Charleston Southern two days later.

KSU is pleased to take part in the annual Georgia Tech Holiday Invitational on December 29-30 and will square off against the likes of Harvard, Chicago State and the host Yellow Jackets. The new year begins with KSU opening with three straight home A-Sun contests against Mercer (January 5), North Florida (January 12) and conference pre-season favorite Jacksonville (January 14). Visits to Florida Gulf Coast and Stetson are next on the docket, followed by home games versus Lipscomb and Belmont to round out the month of January.

February starts with the Lady Owls on the road at East Tennessee State and A-Sun newcomer USC Upstate before returning home for a match-up with Gardner-Webb on February 9. After a quick trip to Campbell, KSU comes back to campus for the final two home games of the season against FGCU and Stetson. The Lady Owls will close out their third year in the A-Sun with trips to Jacksonville and North Florida, before ending the season on March 1 at Mercer.



We Didn't Invent The Chicken
Just The Chicken Sandwich®

TWO KENNESAW LOCATIONS
TOWN CENTER AT COBB • BARRETT PARKWAY



Coaching Staff

Head Coach

Colby Tilley

Appalachian State | 13th Season | 225-124, .645



The Lady Owls legendary head coach Colby Tilley is returning for his 13th season as the mentor of the Kennesaw State women's basketball program. In his 12 previous seasons as the Lady Owls' leader, Tilley has posted an impressive 225-124 record for a .645 winning percentage.

For three decades, Tilley has established himself as one of the most successful and well respected members of the women's basketball community. Tilley holds an impressive 677-244 record over the past 30 years as a collegiate head coach and has a sparkling winning percentage of .735.

Well aware of the challenges that were ahead of him, Tilley led the Lady Owls charge into Division I. The Black and Gold's first season saw Tilley's streak of 15 consecutive winning seasons come to an end.

Last season, Tilley and the Lady Owls competed in the Atlantic Sun Conference for a second season and his squad saw a dramatic improvement from its inaugural year. Tilley guided the Lady Owls to a 13-win season, an improvement of eight games, eight wins in the A-Sun and a fifth place finish in the league.

In 2004-05, Tilley captured his 200th win as leader of the Lady Owls when his team downed Armstrong Atlantic 76-71 on February 2, 2005, en route to a 17-13 record.

During his stellar career at Kennesaw State, Tilley has guided Kennesaw State to three of their top four winning seasons. He has led the Lady Owls to three twenty-win seasons and had a 30-win campaign in 1996-97 which was the Black and Gold's first NCAA Elite Eight appearance. Tilley again marched into the Elite Eight in 1998-99 when his 28-4 team advanced to Pine Bluff, Arkansas.

Tilley is the winningest coach in the history of Kennesaw State. He surpassed the late Ron Walker who coached Kennesaw State from 1986-92 after the Lady Owls downed Armstrong Atlantic 78-54 for his 125th win on December 9, 2000. By adding another 20-win season to his resume, Tilley will tie Walker with four 20-plus win seasons.

Tilley has coached a slew of talented players since arriving on campus. He has coached seven all-Americans in his career, including NCAA Division II Kodak All-Americans in Rima Brazenas and Joanna Cuprys. Cuprys, who played one season for Tilley and the Lady Owls, also represented her native Poland in the 2000 Summer Olympic Games in Sydney, Australia.

In his first year as head coach of the Lady Owls, Tilley coached Sarah McAllister to a First Team All-Peach Belt Conference selection. Since then he has had nine players selected to all-conference teams, including eight First Team All-Peach Belt Conference players.

Since joining the Atlantic Sun Conference, Tilley has coached two all-conference players including last year's First Team All-A-Sun guard Jennifer Baker. In 2006, he helped Shavonder Clarke to a Second Team selection. Also last season Tilley helped mentor Rosetta Hollis to an A-Sun All-Freshman Team selection.

In total, Tilley's program has produced more than three professional players, 20 players who have attained national, regional or conference accolades. He has also helped to produce 28 player of the week award winners.

Before arriving on the Kennesaw State campus, Tilley spent nine years as the head coach at Auburn University at Montgomery (Ala.), where he started the women's basketball program in 1986.

While putting together an overall mark of 218-74 (.747) at Auburn-Montgomery, his teams captured five Southern States Conference titles, five NAIA District 27 crowns and made seven appearances at the NAIA National Championship tournament.

In the 1993-94 season Tilley led the Lady Senators to their best finish and a Final Four showing. His last year pacing the Lady Senators was in 1994-95 during which his team went 34-3 overall while advancing to the Elite Eight.

Prior to taking the job at AUM, Tilley ran the women's basketball team at Truett-McConnell (Junior) College in Cleveland, Georgia from 1976 to 1984.

During his time at TMJC he steered the team to a 236-46 overall record (.837) in nine seasons. Tilley had one of the best back-to-back seasons in JUCO history when he led the Lady Danes to a 36-win season in 1979-80 and a 31-win campaign during the 1980-81 season.

Overall he won five state championships, four Region 17 titles, and a national crown in 1980. Over his 24 campaigns on the bench, Tilley has garnered several coaching honors, including being named the 1999 and 1997 NCAA Division II Coach-of-the-Year in Georgia by the Atlanta Tip-off Club.


He has also been given the Georgia Basketball Lifetime Achievement Award by the same organization for having at least 400 career wins. The 1997 PBAC Coach of the Year, Tilley has also been selected as the District Coach of the Year four times and Regional Coach of the Year twice while at AUM; and Region Coach of the Year on six more occasions at Truett-McConnell.


In the Danettes' national championship season, he was selected as the 1980 NJCAA National Coach of the Year. Tilley is also a member of the Women's Basketball Coaches Association.

Tilley began his coaching career in 1972 at Chatham (N.C.) Central High School, where he was an assistant football coach, head track coach and boys' basketball coach for the freshman squad. He later moved up to the collegiate ranks at TMC in 1976.

A native of Raleigh, NC., Tilley received his bachelor's degree from Appalachian State University in 1972. He went on to earn a master's degree from Georgia Southern University in 1974 and AUM in 1988. He also received his Ed.S (education specialist) degree at Auburn-Montgomery in 1992.

Tilley has two children, Jason (34) and Sarah (31) and makes his home in Kennesaw, Ga.





Colby Tilley Collegiate Coaching Record

Season	School	Affiliation	W	L	PCT.
2006-07	Kennesaw State	NCAA D-I	13	16	.448
2005-06	Kennesaw State	NCAA D-I	5	22	.185
2004-05	Kennesaw State	NCAA D-II	18	12	.600
2003-04	Kennesaw State	NCAA D-II	19	10	.655
2002-03	Kennesaw State	NCAA D-II	16	13	.552
2001-02	Kennesaw State	NCAA D-II	17	10	.630
2000-01	Kennesaw State	NCAA D-II	19	8	.704
1999-00	Kennesaw State	NCAA D-II	25	5	.833
1998-99	Kennesaw State	NCAA D-II	28	4	.875
1997-98	Kennesaw State	NCAA D-II	18	10	.642
1996-97	Kennesaw State	NCAA D-II	30	2	.938
1995-96	Kennesaw State	NCAA D-II	17	12	.586
1994-95	Auburn-Montgomery	NAIA	34	3	.919
1993-94	Auburn-Montgomery	NAIA	34	4	.895
1992-93	Auburn-Montgomery	NAIA	27	6	.818
1991-92	Auburn-Montgomery	NAIA	25	8	.758
1990-91	Auburn-Montgomery	NAIA	24	9	.727
1989-90	Auburn-Montgomery	NAIA	13	15	.464
1988-89	Auburn-Montgomery	NAIA	20	11	.645
1987-88	Auburn-Montgomery	NAIA	21	7	.750
1986-87	Auburn-Montgomery	NAIA	20	11	.645
1985-86	Did Not Coach				
1984-85	Truett-McConnell	NJCAA	28	6	.824
1983-84	Truett-McConnell	NJCAA	23	4	.852
1982-83	Truett-McConnell	NJCAA	23	4	.852
1981-82	Truett-McConnell	NJCAA	24	6	.800
1980-81	Truett-McConnell	NJCAA	31	6	.838
1979-80	Truett-McConnell	NJCAA	36	2	.947
1978-79	Truett-McConnell	NJCAA	27	4	.871
1977-78	Truett-McConnell	NJCAA	25	6	.806
1976-77	Truett-McConnell	NJCAA	17	8	.680
Totals	3 Schools		677	244	.735
Totals	Kennesaw State (12)	NCAA	225	124	.645
Totals	Aub.-Montgomery (9)	NAIA	218	74	.747
Totals	Truett-McConnell (9)	NJCAA	234	46	.836

Colby Tilley Quick Facts

Birth August 20, 1949

Family Children; Jason (34) and Sarah (31)

Education Bachelor's degree from Appalachian State University in 1972; Master's degree from Georgia Southern University in 1974, Master's degree from Auburn University at Montgomery in 1988; Ed.S (education specialist) degree from Auburn University at Montgomery in 1992.

Head Coaching Experience Kennesaw State (1995-present); Auburn University at Montgomery (1986-1995); Truett-McConnell Junior College (1976-1984).

Head Coaching Record Overall (30 seasons) 677-244, .735; Kennesaw State (12 seasons) 225-124, .645; Truett-McConnell (9 seasons) 236-46, .837; Auburn-Montgomery (9 seasons) 218-74, .747.

Coaching Awards

1999 Atlanta Tip-Off Club NCAA Division II Coach of the Year

1997 Atlanta Tip-Off Club NCAA Division II Coach of the Year

1997 Peach Belt Conference Coach of the Year

1995 NAIA South Region Coach of the Year

1994 NAIA South Region Coach of the Year

1995 NAIA District Coach of the Year

1994 NAIA District Coach of the Year

1993 NAIA District Coach of the Year

1992 NAIA District Coach of the Year

1985 NJCAA South Region Coach of the Year

1984 NJCAA Region Coach of the Year

1983 NJCAA Region Coach of the Year

1982 NJCAA Region Coach of the Year

1981 NJCAA Region Coach of the Year

1980 NJCAA Region Coach of the Year

1980 NJCAA National Coach of the Year

Honors

Georgia Basketball Lifetime Achievement Award

Member of North Georgia Sports Hall of Fame Class of 2005

Hobbies

Jogging, working out, reading and spending time relaxing in the North Carolina mountains

Assistant Coach

Teresa Brown

Florida | 1st Season



Teresa Brown will be entering her first season as assistant coach for the Lady Owls after spending the past three seasons at Georgia State University serving as an assistant coach and recruiting coordinator.

A native of Albany, Ga., Brown comes to the Owls after three successful years as an assistant under head coach Lea Henry at Georgia State where she helped the Panthers make the transition from the Atlantic Sun Conference to the Colonial Athletic Association.

Brown will be involved with recruiting, scouting and player coaching with the Owls. She will also help with summer camp coordination and fundraising as well as monitoring the academic progress of student athletes.

While at GSU, Brown was in charge of scouting and scheduling opponents and is known for her excellent recruiting abilities. In her last season at Georgia State she helped coach a CAA All-Conference selection and a CAA All-Rookie selection as well as a CAA All-Academic Honorable Mention.

Prior to her time at GSU, Brown spent two years as an assistant coach at Western Carolina University in Cullowhee, N.C. where she helped lead the Catamounts to a 30-26 record in two seasons including a 17-11 finish in her final season.

She began her collegiate coaching career at Georgia State where she served as an assistant with the women's basketball program during the 2006 season.

She began her coaching career at the prep level, serving as head coach of both Athens Academy and her alma mater Deerfield-Windsor High School in Albany, Ga. She captured a regional championship at each school and was named the 1997 GISA Coach of the Year while at Deerfield-Windsor.

As a player, Brown was a member of the University of Florida women's team. She was a four-year letter winner and selected to the All-SEC Academic Team four times.

She graduated with a bachelor's degree in Health Science Education from Florida in 1993 and currently makes her home in Mableton, Ga.

Assistant Coach

James Black

Tusculum | 2nd Season



James Black will be entering his second season as assistant coach for the Lady Owls after spending the last seven seasons at Augustana College serving as both a head coach and an assistant.

A native of Oak Ridge, Tenn., Black comes to the Lady Owls program after spending the last five seasons as head coach of Augustana, a Division III school in Rock Island, Illinois. Prior to his head coaching duties he was the Vikings assistant for two seasons.

Black assists in all aspects for the Lady Owls program, including on-court coaching and academic support. In addition, he also helps with film exchange and the development of guards. Also, Black focuses on recruiting in the south and in the Midwest as well as assisting in the summer camps program.

While the head coach at Augustana, Black managed all aspects of the program and is a disciplinarian both on and off the court; he led the Vikings to their best finish since 1993 and had at least one Academic All-American Nominee in four of the five years.

Prior to his time at Augustana, Black spent two years as an assistant coach at Morehead State University. He began his coaching career at Walters State Community College in Morristown, Tennessee, where he spent ten years as an assistant.

In addition to his coaching skills, Black has shown to be an innovator in fund-raising and satellite programs around women's basketball. While at Augustana he developed ball girl programs, community service programs and initiated the first all-girls basketball camp.

As a player, Black began his career playing at Roane State Community College in Harriman, Tennessee. After transferring to Lee College, his career was cut short due to a knee injury.

Black graduated with a bachelor's degree in Business Administration from Tusculum in 1987 and then received his masters' in Education two years later.

He is a member of the Black Coaches Association and the Women's Basketball Coaching Association. Coach Black is married and makes his home in Dallas, Ga.

Assistant Coach

Yolisha Jackson

Jacksonville | 3rd Season



Yolisha Jackson is back for her third year on the KSU staff and her first year as a full-time assistant coach. Jackson came to the Lady Owls after a successful career as a player at Jacksonville University.

Among her duties this season, Jackson will be assisting in working with post players and adding on the floor coaching input and analysis. In addition, she will be in charge of film exchange and academic progress.

As a four-year star for Jacksonville, Jackson-Daniels ended her stellar playing career as the second player in JU history to score over 1,000 points in her career. She also left the Dolphins as the single-season record holder for points per game, points scored and career free-throws made.

She was also named an All-Atlantic Sun Academic All-Conference selection as well as being a former conference Player of the Week and two-time team Most Valuable

Player. She had her career limited by a pair of knee injuries suffered in her junior year and the later half of her senior season.

Jackson works diligently with the Big Boys and Big Girls Club of Clarksville, Tennessee, where she serves on the Board of Directors. She also works with youth camps around the southeast and has spent time working at numerous collegiate and professional camps.

Jackson received her undergraduate degree from Jacksonville in Physical education, and a Masters degree in Public Administration from Kennesaw State in 2006.

A native of Clarksville, Tennessee, Jackson is recently married to former Jacksonville basketball player, James Daniels and the couple makes their home in Decatur.

The Kennesaw State Convocation Center



First Game at KSU Convocation Center Lipscomb Bisons vs Kennesaw State Lady Owls December 1, 2005

Teams	1	2	OT	Totals	Record	FG	3FG	FT
Lipscomb	27	31	10	68	(0-5, 0-1)	44.6	14.3	53.3
Lady Owls	31	27	11	69	(1-2, 1-0)	35.5	18.5	83.3

Lipscomb Players	FG	3P	FT	RB	PF	TP	AS	TO	BL
Miriam McAllister	4-9	0-1	2-5	11	2	10	2	8	0
Katie Beth Pate	5-10	0-0	7-13	12	3	17	0	1	2
Caleigh Gossman	4-8	0-0	3-4	6	4	11	2	7	0
Dana Carrigan	5-10	1-6	0-2	3	1	11	5	7	0
Carli Osborn	0-3	0-0	0-0	2	0	0	1	3	0
Keirstin Head	0-1	0-1	0-0	1	0	0	0	5	1
Katie Foster	0-3	0-3	2-4	0	0	0	4	3	0
Jillian Partin	3-7	1-2	0-0	3	2	9	1	3	0
Penny Jones	1-1	0-0	0-0	3	1	2	0	4	0
Katie Rollins	1-2	0-1	0-0	0	3	2	0	1	0
Rachel Viehmann	2-2	0-0	2-2	1	1	6	0	0	0
Team				8				1	
Total	25-56	2-14	16-30	50	17	68	15	43	3

KSU Players	FG	3P	FT	RB	PF	TP	AS	TO	BL
Shavonder Clarke	15-28	3-9	4-5	12	5	37	2	2	0
Jennifer Baker	4-10	0-2	0-1	2	3	8	2	2	0
Danielle Bates	4-15	0-4	4-4	2	5	12	4	4	0
D. Mieszkowska	2-4	1-2	0-0	4	3	5	2	6	0
Nikki Gurley	1-10	0-7	0-0	2	3	2	0	2	0
Jade Robinson	0-2	0-2	2-2	0	3	2	1	4	0
Ngoneh Gaye	0-4	0-0	0-0	7	2	0	0	5	1
Ashley Johnson	1-3	1-1	0-0	4	1	3	1	4	0
Team				7					
Total	27-76	5-27	10-12	40	25	68	12	30	1

Attendance: 237

KSU Convocation Center Firsts

Game

Kennesaw State 69, Lipscomb 68 (12/1/05)

Basket

Miriam McAllister, Lipscomb, 19:55 1st Half

First Kennesaw State Basket

Dominika Mieszkowska 18:26 1st Half

First Rebound

Katie Beth Pate, Lipscomb 19:07 1st Half

First Kennesaw State Rebound

Danielle Bates, 18:03 1st Half

First Steal

Danielle Bates, 16:51 1st Half

First Assist

Dana Carrigan, Lipscomb, 19:55 1st Half

First Kennesaw State Assist

Shavonder Clarke, 16:14 1st Half

First Three-Pointer

Shavonder Clarke, 7:30 1st Half

First Free-Throw

Jade Robinson, 12:53 1st Half

First Foul

Jennifer Baker, 19:33 1st Half

First Turnover

Dominika Mieszkowska, 19:45 1st Half

First Blocked Shot

Katie Beth Pate, Lipscomb, 18:35 1st Half

First Kennesaw State Blocked Shot

Ngoneh Gaye, 10:49 1st Half

KSU Convocation Center Individual Highs

Points

37, Shavonder Clark vs. Lipscomb (12/1/05)

Field Goals Made

15, Shavonder Clark vs. Lipscomb (12/1/05)

Field Goal Attempts

28, Shavonder Clark vs. Lipscomb (12/1/05)

FG Pct

.818 (9-11), Alysha Clark Belmont vs. KSU (2/3/07)

FG Pct by KSU

.750 (6-8), Rosetta Hollis vs. Lipscomb (1/7/07)

3-Pt FG Made

6, Letitia Dickson Campbell vs. KSU (1/1/07)

3-Pt FG Made by KSU

4, Nikki Gurley vs. Mercer (2/6/06)

4, Jennifer Baker vs. North Florida (1/20/07)

3-Pt Attempts

10, Jade Robinson vs. North Florida (1/20/07)

3-Pt FG Pct

.750 (3-4), Danielle Bates vs. Mercer (2/26/06)

Free Throws Made

12, Alysha Clark Belmont vs. KSU (2/3/07)

Free Throws Made by KSU

11, Jade Robinson vs. Gardner-Webb (2/10/07)

Free Throw Attempts

15, Alysha Clark Belmont vs. KSU (2/3/07)

Free Throw Attempts by KSU

11, Jade Robinson vs. Gardner-Webb (2/10/07)

Free Throw Pct

1.000 (11-11), Jade Robinson vs. Gardner-Webb (2/10/07)

Rebounds

20, Alysha Clark Belmont vs. KSU (2/3/07)

Rebounds by KSU

17, Shavonder Clark vs. ETSU (1/27/07)

Assists

14, Brooke Wilhoit ETSU vs. KSU (1/16/06)

Assists by KSU

6, Danielle Bates vs. Stetson (2/23/06)

Steals

7, Danielle Bates vs. Lipscomb (12/1/05)

Blocked Shots

4, Montinique Nixon vs. Stetson (3/4/07)

4, Ngoneh Gaye vs. Gardner-Webb (1/1/06)

KSU Convocation Center Team Highs

Points

88, vs. ETSU (1/27/07)

Field Goals Made

31, KSUvs. ETSU (1/27/07)

Field Goal Attempts

76, vs. Lipscomb (12/1/05)

Field Goal Pct

.468 (29-62), Jacksonville State (2/17/07)

Field Goal Pct

.467 (21-45), vs. Lipscomb (2/1/07)

3-Pt. FG Made

9, Campbell vs. KSU (1/13/06)

3-Pt. FG Made by KSU

8, KSU vs. North Florida (2/9/06)

8, KSU vs. Mercer (2/26/06)

3-Pt. FG Attempts

29, Belmont vs. KSU (2/3/07)

3-Pt. FG Attempts by KSU

28, vs. Gardner-Webb (1/19/06)

3-Pt. FG Pct

.421 (8-19), vs. Mercer (2/26/06)

Free Throws Made

27, vs. Mercer (2/26/06)

Free Throw Attempts

39, vs. Jacksonville State (11/10/06)

Free Throw Pct

.941 (16-17), Georgia Tech vs. KSU (12/06/06)

Free Throw Pct by KSU

.931 (27-29) vs. Mercer (2/26/07)

Rebounds

56, Belmont vs. KSU (2/3/07)

Rebounds by KSU

53, vs. Agnes Scott (2/7/06)

Assists

21, vs. North Florida (1/20/07)

Steals

22, vs. Lipscomb (12/1/05)

Blocked Shots

9, vs. Agnes Scott (2/7/07)

2007-08 Kennesaw State Women's Basketball Locker Room





Player Profiles

Senior

32 | Katie Martin

5.6 | Guard | Marietta, Ga. | Lassiter HS

**2006-07 Season**

Was named to the Atlantic Sun All-Academic Team for the second straight year...appeared in a career-high 16 games for the Lady Owls...played 49 minutes for the season...played a season-high seven minutes on three occasions at Belmont (2/3/07), versus Campbell (2/8/07) and at North Florida (2/15/07)...also had a career-high two steals at North Florida.

2005-06 Season

Saw action in nine of KSU's games during her sophomore season...was perfect from the field (1-for-1) and from the free throw line as she netted a career-high five points at Florida Atlantic (2/1/06)...doubled her career-high with 11 minutes played and posted a season-high two rebounds in the Lady Owls' win over Agnes Scott (2/7/06)...dished out an assist in KSU's home win over Mercer (2/26/06)...was a 2005-06 Atlantic Sun Conference All-Academic Team selection.

2004-05 Season

Katie played in seven games last season for the Owls, averaging 0.7 points and 0.6 rebounds per game...averaged 2.9 minutes per contest...appeared in back-to-back games on 12/1/04 against West Georgia and 12/4/04 against Alabama Huntsville, play-


ing a season-high five minutes in both games...was a member of the 2004-05 Peach Belt Presidential Honor Roll and the KSU President's List.

Prep Career

Katie is a local product that came to KSU after a stellar career at Lassiter High School in Marietta, Ga. ...holds four all-time records for the Lady Trojans: most three-pointers in a career (86), most three-pointers in a single game (6), best career free-throw percentage (73.6), and most defensive charges taken (38)...averaged 10.3 points and 3.0 assists per game over her three-year career...garnered a place on the Atlanta Tip-Off Club Metro Team of the Month in December 2003...increased her scoring average in each of her three seasons by at least 2.0 points per games...scored 281 points and averaged 11.7 points per contest her senior year...finished her high school career with 213 assists.

Personal

Was born Katherine Jane Martin on September 5, 1985 in Marietta, Ga. ...she is the daughter of Gerald and Jane Martin...she has a younger brother, Matt (20)...Katie is the Lady Owls' Student Activities Advisory Committee representative and was elected as the Atlantic Sun Conference SAAC Vice President at the conference convention in 2007...is majoring in History Education.

**Career Stats**

Year	PPG	GM	PTS	FG	FG%	FT	FT%	3PT	3P%	REB	RPG	STL	AST	BL
2006-07	0.7	16	11	3-14	21.4	2-2	1.000	3-13	23.1	2	0.1	3	2	0
2005-06	1.3	9	12	5-11	45.5	1-1	100.0	1-3	33.3	3	0.3	1	1	1
2004-05	0.7	7	5	2-7	28.6	1-4	25.0	0-1	00.0	4	0.6	0	0	0
CAREER	0.9	32	28	10-32	31.3	4-7	57.1	4-17	23.5	9	0.3	4	3	1

Senior

12 | Jade Robinson

5.8 | Guard | Orangeburg, SC | Orangeburg/Wilkinson



2006-07 Season

Played in all 29 of the Lady Owls' games and started in 26...was second on the team with 78 assists and 43 steals on the season...shot a lights-out .775 (62 of 80) at the free-throw line to lead the team (over 10 attempts)...posted career highs in points, rebounds, assists, and steals with 15 points at Winthrop (11/25/06), 10 rebounds versus Morgan State (11/18/06), eight assists at Clemson (12/10/06), and had four steals on two occasions, at Savannah State (12/30/06) and versus Mercer (3/2/07).

2005-06 Season

Saw action in 24 of the Lady Owls' games and started six of those contests...averaged 1.0 point and 1.3 rebounds per game...averaged 9.3 minutes per game during her sophomore season...notched a career-high six points and played a career-best 31 minutes against Florida Atlantic (1/14/06)...twice secured a personal-best five rebounds, once against Florida Atlantic (1/14/06) and again in the Lady Owls' win over Agnes-Scott (2/7/06)...had back-to-back games where she set her career-high in steals with three against South Dakota State (1/10/06) and FAU (1/16/06)...was 10-of-19 from the free throw line during her sophomore season.

2004-05 Season

Averaged 0.8 points and 0.5 rebounds a game as a freshman...played in 17 games, averaging 4.6 minutes per contest...hit two three-pointers in ten attempts...played 11 minutes

in back-to-back games against GCS&U (1/12/05) and USC Upstate (1/15/05).

Prep Career

Jade came to Kennesaw State after a successful career at Orangeburg-Wilkinson High School...was a four-year starter for the Lady Bruins and averaged 10.2 point per game while adding 5.6 rebounds, 3.1 steals and 3.9 assists for head coach Lyman Foster...she was an All-Region selection in both 2002-03 and 2003-04...selected as the Time and Democrat Player of the Week for the week of March 1, 2004...was a recipient of Orangeburg-Wilkinson's 2003-04 Coaches Award given for leadership and knowledge of the game...had two of her best games on the season in the state playoffs in 2003-04...scored a game-high 15 points and added nine rebounds to lead her team to a 45-31 win over Mauldin High School in the South Carolina State Semifinals...in that game, she also blocked four shots while dishing out four assists and hitting on four three-pointers...hit a trio of three-pointers in the state semifinals as she scored a team-high 16 points and grabbed seven rebounds in a loss to Dorman.

Personal

Was born Jade Jihan Robinson on September 12, 1986 in Orangeburg, S.C. ...she is the daughter of James and Priscilla Robinson...she has two brothers, Jamaal (30) and Joel (24)...is a Sports Management major.



Career Stats

Year	PPG	GM	PTS	FG	FG%	FT	FT%	3PT	3P%	REB	RPG	STL	AST	BL
2006-07	8.8	29	255	74-235	31.5	62-80	77.5	45-142	31.7	105	3.6	43	78	8
2005-06	1.0	24	24	7-50	14.0	10-19	52.6	0-13	00.0	30	1.3	14	12	3
2004-05	0.8	17	14	5-20	25.0	2-4	50.0	2-10	20.0	9	0.5	4	6	2
CAREER	4.2	70	293	86-305	28.2	74-103	71.8	47-165	28.5	144	2.1	61	96	13

Redshirt Junior

15 | Nikki Gurley

5.6 | Guard | Blairsville, Ga. | Union County HS



2006-07 Season

Was named to the Atlantic Sun All-Academic Team but missed the entire season with a medical redshirt (Knee).

2005-06 Season

Appeared in all 27 KSU's games and started in five of them...averaged 7.6 points and 1.6 rebounds per game...led the Lady Owls with 51 three-pointers made...finished fifth in the A-Sun with 1.89 three-pointers made per game...her .750 free-throw average was tied for second-best on the team in '05-'06...posted a career-high 25 points, including seven three-point baskets, in the Lady Owls' loss at Jacksonville State (12/5/05)...had nine double-digit scoring games, including the last three of the season...hit six three-pointers and scored 24 points in KSU's season opener at Furman (11/18/05)...led the Lady Owls with 17 points against Maine (11/25/05)...posted a career-best three steals against Mercer (1/26/06)...her 16 points, including four three-pointers, were key in the Lady Owls win at Lipscomb (2/18/06)...tied a career-high with five rebounds in KSU's win over Mercer at the KSU Convocation Center (2/26/06).

2004-05 Season

Averaged 5.8 points and 1.8 rebounds last year...played in 26 games, starting one, and averaged 14.9 minutes per game...shot 31.8 (28-for-88) from behind the three-point line

and 69.8 (30-for-43) from the free throw line...had six double-digit scoring games, including scoring a then career-high 18 points against Alabama-Huntsville (12/4/04)...netted 14 points and knocked down three three-pointers against Southern Polytechnic in her first collegiate game (11/16/04)...went 5-for-9 from three-point range in scoring 17 points against UNC Pembroke (2/19/05).

Prep Career

Nikki came to Kennesaw State after a phenomenal career at Union County High School where she was team captain in her final two years...was a three-time First Team All-Region selection...averaged 14.2 points and 4.2 rebounds per game and scored over 1,500 points (1,509) in her four years at Union County...after averaging 20 points per contest in her senior season, she was selected to the GACA North/South All-Star team...set a school record and career-high for points with a 41-point performance against Andrews High School...finished her senior season as the team leader in points, points per game, steals, and free-throw percentage...had 108 steals as a senior and finished her career with a total of 284...received her team's Best Offensive Player Award for three consecutive seasons (2001-04).

Personal

Nikki was born Nikki Lee Gurley on April 7, 1986 in Blairsville, Ga. ...she is the daughter of Mike and Lisa Gurley...is a Sports Marketing major.



Career Stats

Year	PPG	GM	PTS	FG	FG%	FT	FT%	3PT	3P%	REB	RPG	STL	AST	BL
2006-07														
2005-06	7.6	27	205	68-225	30.2	18-24	75.0	51-177	28.8	44	1.6	20	16	0
2004-05	5.8	26	152	47-130	36.2	30-43	69.8	28-88	31.8	48	1.8	11	21	0
CAREER	6.7	53	357	115-355	32.4	48-67	71.6	79-265	29.8	92	1.7	31	37	0

Redshirted Season With Knee Injury

Redshirt Junior

40 | Stephanie Searce

6.1 | Center | Blue Ridge, Ga. | Fannin County HS



2006-07 Season

Appeared in all 29 Lady Owls games, starting in 24...was named to the Atlantic Sun All-Academic Team...led the team free-throws attempted and made going 94 for 123 (.764) on the season...led the team with 192 total rebounds (81 Offensive, 111 Defensive)...had a double-double on three occasions at Georgia Tech (12/06/06), at North Florida (2/15/07) and at Jacksonville (2/17/07)...was the team's leading scorer on seven occasions, posting a season high 20 points at Georgia Tech and at Belmont (2/3/07)...Pulled down a team-high in rebounds 12 games with her season-high coming in the form of a 15 rebound performance at North Florida.

2005-06 Season

Redshirted (Knee).

2004-05 Season

Averaged 9.0 points and 6.0 rebounds per game during her freshman season, playing in all 30 games and starting 25...shot a solid 43.4% (98-for-226) from the field and 68.9% (73-for-106) from the free throw line...her 78 offensive rebounds was second most on the team, trailing only Shavonder Clarke's 105...recorded 12 double-digits scoring games, including registering three in a row (2/19/05-2/16/05)...had the first of her three double-doubles in her first collegiate game against Southern Poly when she scored 18 points and ripped down 13 rebounds (11/16/04)...netted a season-high 24 points, thanks in large part

to going 12-for-13 from the charity stripe, versus West Georgia (12/13/04)...grabbed a season-high 15 rebounds against Francis Marion on (1/29/05)...went 8-for-14 from the field and scored 18 points against USC Upstate on (1/15/05).

Prep Career

Stephanie came to KSU after a sensational three-year career at Fannin County High School in Blue Ridge, Ga. ...she ended her career No. 3 on the school's all-time scoring list with 1,375 points, just 25 shy from the all-time record...was also second on the career rebounding list with 799...averaged 17.3 points and 8.9 rebounds per game and shot 75 percent from the free-throw line during her senior season...was a Second Team All-State selection in 2003-04 and was a First Team selection after her sophomore season in 2001-02...suffered an ACL injury which forced her to miss her entire junior season...when she returned to the Lady Rebels, she guided Fannin County to a state runner-up finish in 2003-04...graduated with honors and was ranked 26th in her graduating class...was a member of her high school Honor Roll for each of her four years and was a member of the National Honor Society for three years.

Personal

Was born Stephanie Maree Searce on March 20, 1986 in Cleveland, Tenn. ...she is the daughter of Mike and Yvette Searce...is a Communications major.



Career Stats

Year	PPG	GM	PTS	FG	FG%	FT	FT%	3PT	3P%	REB	RPG	STL	AST	BL
2006-07	10.6	29	308	107-247	43.3	94-123	76.4	0-5	00.0	192	6.6	29	28	4
2005-06														
2004-05	9.0	30	270	98-226	43.4	73-106	68.9	1-9	11.1	181	6.0	18	21	10
CAREER	9.8	59	578	205-473	43.3	167-229	72.9	1-14	7.1	373	6.3	47	49	14

Redshirted Season With Knee Injury

Junior

22 | Ngoneh Gaye

5.10 | Forward | Pawtucket, RI | Blair Academy



2006-07 Season

Saw action in nine of the Lady Owls' games, starting in all nine games before her season was unfortunately cut short with a knee injury...achieved the number two position on the Lady Owls single game high rebounding list with 19 boards at Mercer (12/02/06)...averaged 9.4 points per game after posting a new career high of 15 points at Clemson (12/10/06)...finished with a team leading 10.3 rebounds per contest...was on course to have nearly 300 rebounds prior to her injury...had four double-doubles in which she averaged 14 points and 13.8 rebounds...began the season with a double-double against Jacksonville State (11/10/06) in which she scored 14 points and grabbed 12 rebounds...registered her second double-double of the season when she scored 13 points and grabbed 13 rebounds against Stetson (11/30/06) in the conference opener...notched a double-double against Clemson (12/10/06) when she scored 15 points and grabbed 11 rebounds...averaged more than a blocked shot a game with 10 swipes in nine games for a 1.1 average.

2005-06 Season

Saw action in all 27 of the Lady Owls' games, while garnering eight starts...averaged 6.0 points per game and finished second on the team with 5.4 rebounds per contest...led the Lady Owls with 20 blocks and a .421 field-goal percentage...finished 10th in the A-Sun with 2.48 offensive rebounds per game...posted a career-high 13 points against East Tennessee State (1/16/06)...had six double-figure scoring games, including an 11-point outing at East Tennessee State (1/2/06) and four times scoring 10 points...grabbed a

career-best 10 rebounds in KSU's loss at West Virginia (12/21/05)...started five straight games from 12/21/05 to 1/10/06.

2004-05 Season

Redshirted.

Prep Career

Ngoneh came to KSU after playing her prep ball at Blair Academy in Pawtucket, R.I. ...she was a First Team All-State selection while averaging 15.2 points and 10.3 rebounds per game...led her school to the Rhode Island State Championship Game before losing to Paddy Academy...was a First Team All-State selection at Shea High School her junior year...is the all-time scoring leader and rebounder at Shea HS where she scored over 2,000 points and gathered over 2,000 rebounds in just three years...averaged 25 points and 21 rebounds per contest at Shea...was a member of the 2000-01 Rhode Island State Championship team...in the final game, she scored 36 points and grabbed 19 rebounds while being named the tournament's Most Valuable Player...was a six-time NBC/Providence Journal Player of the Week selection.

Personal

Was born Ngoneh Ashley Gaye on August 3, 1985 in Pawtucket, Rhode Island...she is the daughter of Adama Mbye...she has an older brother, Babout Latte (25)...is a Human Studies major.



Career Stats

Year	PPG	GM	PTS	FG	FG%	FT	FT%	3PT	3P%	REB	RPG	STL	AST	BL
2006-07	9.4	9	85	30-73	41.1	25-35	71.4	0-0	00.0	93	10.3	6	7	10
2005-06	6.0	27	161	61-145	42.1	39-63	61.9	0-0	00.0	145	5.4	22	21	20
CAREER	6.8	36	246	91-218	41.7	64-98	65.3	0-0	00.0	238	6.6	28	28	30

Junior

24 | Jennifer Baker

5.9 | Guard | Soperton, Ga. | Treutlen HS



2006-07 Season

Was a Second Team All-Atlantic Sun Selection, becoming only the second player from KSU to receive such an honor (Shavonder Clarke, 2005-06)...played in 27 of the 29 Lady Owls' games and started 25 of them...her 11.7 points per game average was second on the team...played a team-high 830 minutes...gathered 132 rebounds, which was good for third on the team...Posted a team-leading 84 assists...posted her career-high with 23 points at home against Gardner Webb (2/10/07)...was the Owls' leading scorer in eight games...leading rebounder for the team in three games achieving a season high of 10 whilst posting a double-double at home against Gardner Webb (2/10/07)...ended the season 10th in scoring, ninth in assists and eighth in assist-to-turnover ratio in the Atlantic Sun.

2005-06 Season

Played in all 27 of the Lady Owls' games and started in 22 of them...her 7.0 points per game average led all KSU freshmen last year...played an average of 24.5 minutes per game...gathered 107 total rebounds and posted 41 assists, both of which were third on the team...ended the season 13th in the A-Sun with 2.22 offensive rebounds per game...posted her career-high with 21 points in the season opener at Furman



(11/18/05)...secured her first career double-double with 14 points and 13 rebounds at Belmont (2/16/06)...her 19 points were instrumental in the Lady Owls' 87-79 win at Lipscomb (2/18/06)...dished out a season-high five assists in KSU's home loss to Belmont (12/3/05)...added 10 points and five rebounds versus Florida Atlantic (2/1/06)... was a 2005-06 Atlantic Sun Conference All-Academic Team selection.

Prep Career

Jennifer joined the Owls prepping at Treutlen High School in Soperton, Ga. ...was a Class A First Team All-State selection, averaging 23 points, five rebounds and five assists per game...was named to the Atlanta Journal Constitution's All-State Second Team...made the First Team All-Conference last season and was the top rebounder and dished out the most assists in the Region...was a four-year letterwinner with the Vikings...scored over 1,900 points and averaged over 20 points per game in her four-year career...was a three-time All-Heart of Georgia selection by the Dublin Courier Herald.

Personal

Was born Jennifer Marie Baker on July 9, 1987 in Dublin, Ga. ...is the daughter of Jane Baker...has two siblings, Frederick (32) and Jessica (22)...is a Criminal Justice major.



Career Stats

Year	PPG	GM	PTS	FG	FG%	FT	FT%	3PT	3P%	REB	RPG	STL	AST	BL
2006-07	5.6	20	112	32-137	23.4	42-64	65.6	6-43	14.0	72	3.6	29	76	2
2005-06	5.1	27	137	50-135	37.0	22-39	56.4	15-48	31.3	59	2.2	41	48	2
CAREER	5.3	47	249	82-272	30.1	64-103	62.1	21-91	23.1	131	2.8	70	124	4

Junior

25 | Ashley Johnson

5.6 | Guard | Riverdale, Ga. | North Clayton HS



2006-07 Season

Played in 20 games starting in 19...led the team in average minutes per game with 33.8...scored a career-high 17 point at Winthrop (11/25/06)...also finished in double figures at IPFW (11/17/06) and at Stetson (11/30/06)...led the team in assist-to-turnover ratio with 1.15...dished out a career-best eight assists versus East Tennessee State (1/27/07)...matched her career-high of five steals at Campbell (1/13/07).

2005-06 Season

Played in all 27 of the Lady Owls' games and started in the last 21...averaged 5.1 points and 2.2 rebounds...scored a career-best 14 points and added three assists in the Lady Owls' win over Lipscomb (2/18/06)...posted 12 points and grabbed a career-high five rebounds at Florida Atlantic (2/1/06)...added 11 points versus North Florida (2/9/06)...dished out a career-best five assists at Mercer (1/26/06)...posted a season-best

five steals at North Florida (1/7/06)... was an A-Sun All-Academic Team selection.

Prep Career

Ashley came to Kennesaw State after playing North Clayton HS in College Park, Ga. ...was selected as a 2005 Honorable Mention Class AAAA All-State member by the Georgia Sports Writers Association and was a 2005 Atlanta Tip-Off Club selection...was a two-time team MVP and a four-year letterwinner...made the All-Area First Team and was named an All-American candidate as a senior...led her team in assists and charges taken.

Personal

Was born Ashley Shenae Johnson on July 16, 1987 in College Park, Ga. ...she is the daughter of Galen and Eyvonne Johnson...she has two younger siblings, Khyla (17) and Darius (14)...is a Math Education major.



Career Stats

Year	PPG	GM	PTS	FG	FG%	FT	FT%	3PT	3P%	REB	RPG	STL	AST	BL
2006-07	5.6	20	112	32-137	23.4	42-64	65.6	6-43	14.0	72	3.6	29	76	2
2005-06	5.1	27	137	50-135	37.0	22-39	56.4	15-48	31.3	59	2.2	41	48	2
CAREER	5.3	47	249	82-272	30.1	64-103	62.1	21-91	23.1	131	2.8	70	124	4

Junior

44 | Britteny Henderson

5.11 | Forward | Atlanta, Ga. | Georgia Perimeter

**Prior to KSU (Georgia Perimeter College)**

Henderson comes to Kennesaw State after playing last season for the Georgia Perimeter College Jaguars...helped lead GPC to the National Junior College Athletic Association Championship quarterfinals last season...led the Jaguars in field goals made (164) and free throw percentage (70.5) while finishing second in scoring (14.7 ppg), rebounds per game (9.33) and field goal percentage (54.1)...scored a career-high 36 points against Walters State Community College (11/24/06)...was voted as her team's best all around player...played one season at Beville State College where second on the team in scoring and rebounding...was named team MVP and was a first team All-region selection in her lone season at Beville State.

Prep Career

Played her high school basketball at Lovejoy...Played on the varsity team for all four years of her high school career.

Personal

Was born Britteny Henderson on June 16, 1987 in Atlanta, Ga. ...is the daughter of Talley Keith Henderson and Madeline Blair...has an older brother, Brandon (21)...enjoys music and poetry when not playing basketball...is a Psychology major.

Junior

23 | Lennisha Johnson

5.5 | Guard | Memphis, Tenn. | Coffeyville CC

**Prior to KSU (Coffeyville CC)**

Johnson joins the Owls after playing last season at Coffeyville Community College in Coffeyville, Ks. ...she was a member of the Red Ravens Kansas Jayhawk Community College Conference championship team...played in 27 games and recorded a .487 shooting percentage...finished second on the team with 85 assists.

...played all four years in high school where she averaged over 20 points per game...was selected as an AAU All-American while in high school.

Personal

Was born Lennisha Latonra Johnson on August 1, 1987 in Memphis, Tenn. ...is the daughter of Leonard and Yvonne Johnson...has two younger brothers, Leonard Jr. (16) and Lemarcus (6)...is a Communications major.

Prep Career

Played her high school basketball at George Washington Carver in Memphis, Tenn.

Redshirt Sophomore

11 | Greteya Kelley

5.9 | Guard | Lawrenceville, Ga. | Appalachian State

**2006-07 Season**

Redshirted.

Prior to KSU (Appalachian State)

Greteya came to Kennesaw State after transferring from Appalachian State...as a freshman she averaged 9.9 points in 28 games played...posted a career-high 22 points in ASU's win over Wofford (2/14/06)...scored a team-high 17 points in the Mountaineers December 1 game at Maryland.

school season and career records with 136 steals her senior season and 336 over her career...two-time 5A state champion...team made it to the state championship game three times...member of the the Atlanta Tip-Off Club 2004-05 Team of the Year...team also earned Gwinnett County Tip-Off Club 2004-05 Team of the Year...was a GACA North All-Star and McDonald's All-American nominee...earned second team all-state honors.

Personal

Was born Greteya Nicollette Kelley on February 27, 1987 in Wiesbaden, Germany ...is the daughter of Alfred and Greta Kelley... has one brother, Fredrian... is a Sports Management major.

Prep Career

Earned all-county and all-state honors at Collins Hill High School in Suwanee, Ga. ...set

Sophomore

30 | DeAndrea Bullock

5.9 | Guard | Columbia, Tenn. | Columbia Central HS



2006-07 Season

Was named to the Atlantic Sun All-Academic Team...played in all 29 Lady Owls games starting in six contests...averaged 6.2 points per game, 3.4 rebounds per game and dished out 32 assists in her first season with the Lady Owls...scored in double figures six times, including a career-high 16 points versus Morgan State (11/18/06)...also finished with 10 rebounds for a double-double against Morgan State...posted 13 points in the Owls' win over Savannah State (12/30/06)...dished out a career-best four assists versus Campbell (2/8/07).


School in Columbia, Tenn....was a McDonald's All-American nominee her senior season...was an All-District and All-Region selection for her sophomore, junior and senior seasons...was a four-year starter and three-year captain...ended her career with 1,399 points...as a senior, she led Central in scoring at 13.0 points per game while averaging eight rebounds, three assists and four steals per game.

Personal

Was born DeAndrea Dna Bullock on April 28, 1988 in Columbia, Tenn. ...is the daughter of Andra Bullock and Yvette Lockridge...has an older brother, Kinani Sharp (27)...is an Exercise and Health Science major.

Prep Career

Came to the Kennesaw State program after completing a strong career at Central High



Career Stats

Year	PPG	GM	PTS	FG	FG%	FT	FT%	3PT	3P%	REB	RPG	STL	AST	BL
2006-07	6.2	29	179	52-178	29.2	57-94	60.6	18-78	23.1	98	3.4	16	32	5
CAREER	6.2	29	179	52-178	29.2	57-94	60.6	18-78	23.1	98	3.4	16	32	5



Sophomore

20 | Gia Lockett

5.8 | Guard | Snellville, Ga. | South Gwinnett HS



2006-07 Season

Appeared in all 29 games for the Lady Owls, starting in 14 games...led the Lady Owls with 46 steals on the season...averaged 6.9 points and 3.0 rebounds per game...dished out 40 assists as a freshman...scored a career-high 18 points at Savannah State (12/30/06)...had a career-high five assists versus Gardner-Webb (2/10/07)...had a career-best four steals at North Florida (2/15/07) matching that total versus Mercer (3/2/07).




...twice selected to the Georgia All-State Team...leaves the school as the third all-time scoring leader with 1,386 points and tops in steals...as a senior, scored 14 points in 8-AAAAA State Championship game where SGHS fell 65-55 to Collins Hill...four-time All-Gwinnett County selection...selected as a 4SHOT Hoops Preseason Elite selection...led South Gwinnett to the state title as a junior.

Personal

Was born Gia Lyn Lockett on March 29, 1988 in Atlanta, Ga. ...is the daughter of Greg and Shireen Lockett...has three siblings, Nicole (36), Dante (31) and Greg (20)...is an Exercise and Health Science major.

Prep Career

Gia came to KSU after a stellar career for South Gwinnett High School in Snellville, Ga.



Career Stats

Year	PPG	GM	PTS	FG	FG%	FT	FT%	3PT	3P%	REB	RPG	STL	AST	BL
2006-07	6.9	29	201	76-207	36.7	26-43	60.5	23-72	31.9	88	3.0	46	40	6
CAREER	6.9	29	201	76-207	36.7	26-43	60.5	23.72	31.9	88	3.0	46	40	6



Sophomore

10 | JoeDonna Molden

5.9 | Guard | Edison, Ga. | Calhoun HS



2006-07 Season

Medical Redshirt (Shoulder) after appearing in only one game, at Winthrop (11/25/06) playing six minutes and dishing out an assist...was named to the Atlantic Sun All-Academic Team.

Prep Career

JoeDonna made her way to Kennesaw State after a successful career for head coach Mike Williams and Calhoun County High School in Edison, Ga. ...averaged 18 points and seven assists per game as a senior...scored her 1,000th point in her final home game ver-

sus Taylor County...became first player out of her school to sign to play for a Division I school...led CCHS to a second place finish in region 2-A...excelled in the classroom as she was Valedictorian of her graduating class and president of the FFA, the Beta Club and the Calhoun County Youth Advisory Council.

Personal

Was born JoeDonna Molden on September 14, 1987 in Cuthbert, Ga. ...is the daughter of JoeAnn and Donald Molden...has two sisters, JoeResa (24) and Jessica (16)...is a Physical Education major.

Sophomore

42 | Montinique Nixon

6.2 | Center | Virginia Beach, Va. | Green Run HS



2006-07 Season

Played in all 29 games for the Lady Owls, starting on four occasions...led the team with 29 blocks on the season...was the team's leading rebounder in five games...averaged 3.9 points, 1.0 block, and 4.9 rebounds per game...her 89 defensive rebounds was good for second on the team...pulled down a career-high 13 boards versus Jacksonville (1/18/07) and matched that total versus Campbell (2/8/07)...blocked a career-best three shots versus Lipscomb (1/7/07)...scored a career-high 11 points versus North Florida (1/20/07).



Prep Career

Came to Kennesaw State after a successful career at Green Run High School in South

Hampton Roads, Va. ...was named team Most Valuable Player and won the Coaches Award in her senior year...was awarded the Best Defensive Player Award in her junior season...averaged eight points and 10.1 rebounds a game last year...finished her junior season with 101 blocks.

Personal

Was born Montinique Renee Nixon on December 9, 1987 in Portsmouth, Va. ...is the daughter of Linda and Monty Nixon...has three siblings, Wayne Welcome (24), Kira Welcome (22) and Monty Nixon (17)...is a Chemistry major.



Career Stats

Year	PPG	GM	PTS	FG	FG%	FT	FT%	3PT	3P%	REB	RPG	STL	AST	BL
2006-07	3.7	29	106	47-107	43.9	12-34	35.3	0-0	00.0	143	4.9	21	7	29
CAREER	3.7	29	106	47-107	43.9	12-34	35.3	0-0	00.0	143	4.9	21	7	29

Director of Sports Medicine

Karen Pfeifer

Maryland | 6th Season



Karen Pfeifer came to Kennesaw State in August of 2002 after serving as the head athletic trainer for Life University. While overseeing the entire KSU Sports Medicine program, she is also the Men's Basketball and competitive cheerleading athletic trainer. She worked with both teams when they won their National Championships in 2004 and 2005, respectively.

While at Life University, she worked with the women's basketball team that made it to the elite eight of the NAIA National Tournament and numerous cross country and track and field National Champions. Bringing years of athletic training experience to the Owls Athletic Department, Pfeifer was also the assistant athletic trainer at Robert Morris University in Pittsburgh, Pennsylvania, a member of the NCAA Division I Northeast Conference.

Between her stints as a college athletic trainer, she worked as an outreach athletic trainer for St. Vincent's Sports Medicine and as research assistant for the Orthopaedics Indianapolis Spine surgeons in Indianapolis, Indiana. As the research assistant, she conducted FDA sponsored studies and assisted the Ortholndy surgeons with the writing of their medical research papers.

Pfeifer holds a Master's degree in Sports Medicine from the University of Pittsburgh. She received her Bachelor's degree in Physical Education / Athletic Training from the State University of New York at Cortland, as well as a Bachelor's degree in the Kinesiological Sciences from the University of Maryland. The first team that she ever worked with as a student athletic trainer at SUNY Cortland was the NCAA Division III Field Hockey National Championship team. Her passion for sports medicine and working with elite athletes was born during that season.

In addition to her work with the KSU athletes, she is the current sports medicine coordinator for the Georgia Games Championships. As the GA Games medical coordinator, she has worked with medical professionals from across the state and has covered events including boxing, roller hockey, track & field, tae kwon do and basketball over the past seven years. She has also served as the medical director for the "Run for Life" 5k/10k races for the past six years.

Karen believes in the professional development of herself and others. She has organized and served as a speaker at the continuing education symposium sponsored jointly by the Georgia Athletic Trainers Association and the Georgia State Games Commission on a number of occasions. She also served as an examiner for the National Athletic Trainers Association Board of Certification from 2000-2006. As a member of the KSU professional community, she serves on the Exercise Science Advisory Committee and acts as the mentor for the Graduate Assistant Athletic Trainers from Georgia State University.

Pfeifer received the National Athletic Training Association's William F.X. Linksey Scholarship Award, the New York State Athletic Trainers' Association Buffalo Bills Football Club Scholarship and was a Sears Directors' Cup Postgraduate Scholarship Finalist. She has also received appreciation awards from the KSU Fighting Owls Club and Life University for her service to her student-athletes.

Karen, a Pittsburgh native and avid Steeler fan, and her husband, Eric, have a six-year old daughter, Kyra, and a three-year old son, Bryan. They reside in Kennesaw, Georgia.

Women's Basketball Trainer

Yesenia Ochoa

Florida State | 1st Season



Yesy Ochoa is a newcomer to the KSU Sports Medicine staff this year, after serving as a graduate assistant athletic trainer for the University of South Florida.

Her main responsibilities at KSU will be the coverage of the women's basketball and tennis teams, as well as general sports medicine coverage in the Convocation Center athletic training room.

Ochoa holds a Master's degree in Exercise Science from the University of South Florida and received her Bachelor's degree in Sports Medicine/Athletic Training from

Florida State University. While pursuing her sports medicine education, Yesy worked as a Licensed Practical Nurse in a variety of settings. Her nursing skills bring a new element to the KSU Sports Medicine staff. Prior to attending graduate school, she worked as a Certified Athletic Trainer for Maclay High School in Tallahassee, FL.

Yesy is a native of Miami, FL and she currently resides in Kennesaw, Georgia.

Women's Basketball Strength Coach

Joe Pitts

Tennessee | 2nd Season



Joe Pitts was appointed as the first Head Strength and Conditioning Coach for KSU in November of 2006. He has the responsibility of developing specific programs for each team and each athlete to address their strength and conditioning needs. He works closely with the coaches to reach their ultimate performance goals.

Prior to his position at Kennesaw State, Pitts coached at a private boarding school in Virginia and the University of Tennessee. After completing his graduate education, Joe worked as a teacher, head strength & conditioning coach and assistant football coach at a private school in Tallahassee, FL.

Pitts is a graduate of the University of Tennessee, where he received a Bachelor's degree in Exercise Science in 1998, and a Master's in Human Performance and Sports

Studies in 2000. He is a Certified Strength and Conditioning Specialist and a long time member of the National Strength and Conditioning Association.

While attending the University of Tennessee, he served as a student athletic trainer for the Women's Athletic Department and returned to UT for a summer strength & conditioning internship with the UT summer football program. His sports medicine and strength & conditioning backgrounds are a perfect fit for the KSU student-athletes. Pitts maintains an extremely safe environment and focuses on safe and effective conditioning programs.

Joe, a Kennesaw native, currently resides in Kennesaw, Georgia after years of living away from the Atlanta area.

Wherever you look.



No matter how you search for local business information, Yellow Book makes it easy. With Yellow Book, delivered free to your home every year and online at yellowbook.com, you'll find businesses located around the corner and across town.



**Yellow
Book**

1-800-YB-YELLOW
yellowbook.com



Lady Owls
Basketball:
25 Years of
Excellence

Kennesaw State Lady Owls 25th Anniversary Celebration
1982-2007

All 1980's Team Guards

Sharon Baldwin, 1985-87
Tracey Marchmann, 1990-92
Gina Waldrip, 1986-90

Forwards

Kelly Alsup, 1985-89
April Barton, 1985-89

Post

Mindi Beaver, 1987-91
Beth Horne, 1982-84

1980's

Kennesaw State's athletic department was founded in 1982 with women's basketball as one of the primary sports. The Lady Owls took to the hardwood for the first time in 1982. Beth Horne led the way on the court for the Owls in the early years, blocking 55 shots in the team's first season. While the Lady Owls won just nine games in each of the first three seasons, success was just around the corner.

The 1985-86 campaign marked the first of 20 consecutive seasons that the Lady Owls would finish with a winning record. Sharon Baldwin earned NAIA District Freshman of the Year honors in 1986 along with fellow all-freshman teammate Kelly Alsup. Alsup would reach great heights with the Lady Owls, scoring 1,840 points in her career while becoming the school's first NAIA Honorable Mention All-American in 1989.

Under Coach Ron Walker, the Owls won their first and only NAIA District 25 Championship in 1987-88, finishing with a 24-8 record overall and a 10-2 mark in the district. The Lady Owls also ventured outside of the United States for the first time when they traveled to The Bahamas in 1988. Kennesaw State defeated Southwest Baptist, Phillips and Southern Maine to win the Bahamas Shootout.



Kennesaw State Lady Owls 25th Anniversary Celebration
1982-2007

All 1990's Team Guards

Rima Brazenas, 1998-00
Shannon Bradley, 1990-94
Tara Solomon, 1992-94
Sherry Swindell, 1989-92

Forwards

Joanna Cuprys, 1996-97
Sarah McAllister, 1993-97
Janet Chadwick, 1994-98

Post

Justyna Stanioch, 1996-99
Dion Thornton, 1997-99

1990's

In the 1990's the Lady Owls enjoyed unprecedented success, with two appearances in the NCAA Division II Elite Eight in the latter portion of the decade.

While success began early in the 90's for the Lady Owls, tragedy also marked the decade as longtime head coach Ron Walker died. While leaving the KSU family much to early, Walker defined the success Lady Owls program.

Kennesaw State made an appearance in the NAIA Division I National Tournament in 1992 and again in 1993 under new coach Susan Montgomery.

In 1994, the Lady Owls moved to Division II, and in the 1995-96 campaign, with new head coach Colby Tilley at the helm the Lady Owls came within one game of their first Peach Belt Conference championship. One year later, with one of the most potent lineups in Lady Owls history, KSU would win its only Peach Belt Conference title thanks in part to PBC Player of the Year and Kodak All-American forward Joanna Cuprys. The Lady Owls ventured into the NCAA Division II Tournament for the first time in program history, stunning Bowie State to reach the national semifinals. 1996 PBC Player-of-the-Year Sarah McAllister finished her career with the Owls in 1997 with a still, school-record 1,985 points.

In 1999, the Owls made their second appearance in the NCAA Division II Tournament, reaching the Elite Eight for a second time. KSU finished the year 28-4, led by First Team All-PBC members Dion Thornton and Justyna Stanioch. The Lady Owls won at least 20 games in four seasons during the 1990's.



Kennesaw State Lady Owls 25th Anniversary Celebration
1982-2007

All 2000's Team Guards

Amie Kane, 1999-2001
Lauren Gaines, 2000-04

Forwards

Malgorzata Morka, 2001-05
Shavonder Clarke, 2004-06

Post

Denisha Ferguson, 2001-04

2000's

The new millennium began with the Lady Owls continuing their remarkable streak of winning seasons. The Black and Gold reached the NCAA Division II South Atlantic Regionals in 2000. In 2001, powered by Peach Belt Conference Co-Player of the Year Amie Kane, the Lady Owls had another solid season with a 19-8 record.

A 17-win season followed in 2001-02 and the following season the Black and Gold piled up 16-wins including a victory over Lander in the first round of the Peach Belt Conference Tournament in Columbus, Ga.

In 2004, Denisha Ferguson led the Lady Owls to a 19-10 record, earning PBC Player of the Year honors and All-American status from the Women's Association of Basketball Coaches. The 6-foot-1-inch Ferguson averaged 20.3 points, the third-highest single-season total in school history.

After a 18-12 season in 2005, the Lady Owls made the jump to NCAA Division I status and membership in the Atlantic Sun Conference. After earning Division II Honorable Mention All-American status in 2005, Shavonder Clarke became the first Lady Owl to earn post-season recognition as a member of Division I when she was named Second Team All-Atlantic Sun. Clarke scored over 1,000 points in just two seasons with KSU.



All-Tilley Team

Kennesaw State head coach Colby Tilley has been the leader of the Lady Owls for the past 12 seasons - the longest tenure in the history of the program - and during that time he has coached some of Kennesaw State's finest basketball players. In honor of the 25th Anniversary of Kennesaw State Women's Basketball, the Lady Owls legendary coach was asked to name an all-time team of the players he has coached.

KSU: Coach Tilley, was it hard to come up with your all-time team?

Tilley: It was harder than you could imagine. In the 12 years I have had coached at KSU, I have not only been around excellent basketball players, but quality young women. To try to pick players for one team was difficult because everyone I have every coached here has special talents and holds a special place in my heart.

KSU: Any easy decisions at all?

Tilley: Well, Joanna (Cuprys) was a no-brainer. If you've never seen her play you are missing out. Six-foot-four-inches and could dribble past you, shoot over you and pass and rebound. She was amazing.

Guard, Joanna Cuprys

"Simply one of the best...can make a shot anywhere on the floor...loves the pressure and wanted to take the last shot."

Guard, Rima Brazenas

"Can break any defense down with her penetration...saw the floor as good as any point guard I have ever coached."

Guard, Amie Kane

"Could score off the dribble and was one of the best at taking it to the basket...an outstanding rebounding guard."

Post, Justyna Stanioch

"Had a nose for the ball...an outstanding shooting post player...could hit from the elbow with regularity...outstanding defender."

Post, Denisha Ferguson

"A complete player...had a nice touch around the basket...always worked hard when she was on the floor...made those around her better."

Post, Dion Thornton

"Ability to score any time she touched the ball inside...extremely strong rebounder...can turn the game around in a matter of seconds...had a knack for making the big play."

6th Player, Monika Dajksler

"Extremely hard worker...very intelligent...the most complete player in terms of rebounding, steals, assists and shooting."

The 25 Years of the Lady Owls

During the past 25 years, women's basketball has grown in popularity more than any other collegiate sport in the country. Over the past two and one half decades, Kennesaw State women's basketball has been a reflection of the growth of women's basketball. Beginning as an NAIA team in its infancy, the Lady Owls moved up the collegiate ranks to NCAA Division II and now, in its third decade of competition, Kennesaw State is an NCAA Division I member and part of the Atlantic Sun Conference.

Over the course of 25 years, Kennesaw State basketball has seen highs and lows and triumphs and tragedies. There have been two Elite Eight appearances, countless region and conference titles and a slew of wins. There have been nail-biting finishes, overtime thrillers and some of the finest players in the country all wearing the black and gold of Kennesaw State.

Legendary head coach Colby Tilley, the Lady Owls' winningest head coach, has helped guide Kennesaw State to more than 200 wins in his 12 years at the helm and guided Kennesaw State from Division II to Division I. There is also the memory of Kennesaw State's first dynamic leader and true winner, Ron Walker, who will forever be remembered.

The old bandbox that was the Spec Landrum Centre had its share of memories, hosting the South Atlantic Regionals where the Lady Owls defeated Bowie State in front of the largest crowd in school history. There was Joanna Cuprys, the Lady Owls gunner who was the programs first NCAA All-American and Kelly Alsup, the Lady Owls first-ever All-American.

Who could forget the two classic games in 2003 in which two of the longest games in the history of Kennesaw State women's basketball took place, the four-overtime thriller against Columbus State and the triple-overtime classic against GC&SU?

Today, the Lady Owls play in a new arena and the Black and Gold made memories quickly with a one-point, last-second win over Lipscomb in their first game in the KSU Convocation Center. All-Atlantic Sun Conference players Shavonder Clarke and Jennifer Baker have helped to add to the lore of KSU women's basketball.

Top 10 Impact Events

1. The Lady Owls move from NCAA Division II to Division I and join the Atlantic Sun conference in 2005.
2. The influence of international student-athletes (Joanna Cuprys, Justyna Stanioch, Amie Kane, Rima Brazenas, Monika Dajksler) and their contribution to the success of the program.
3. The hiring of Colby Tilley as head coach in 1995.
4. The hiring of Ron Walker as head coach in 1985.
5. Moving from the NAIA to the NCAA Division II for the 1994-95 season.
6. The move from the Spec Landrum Centre to the KSU Convocation Center in 2005.
7. Kelly Alsup coming to the program in 1988.
8. Lady Owls first victory, a 93-44 win over Toccoa Falls.
9. Denisha Ferguson transferring from Kansas State to the Lady Owls.
10. First post-season victory over Florida Memorial, 94-47.

Top New Rivalries

1. Mercer - The Lady Owls will meet their closest conference rivals twice a year.
2. North Florida - The Lady Ospreys and Lady Owls have met for over a decade since their Peach Belt days.
3. Lipscomb - A pair of upset wins by KSU have made the meeting between the Lady Owls and Lady Bisons very intense.
4. Jacksonville - With the addition of former Dolphin Yolisha Jackson to the coaching staff this matchup has more meaning.
5. Georgia Tech - Back-to-back meetings have sparked an interest in these metro rivals.

Top Old Rivalries

1. Columbus State - Each meeting with the Lady Cougars was intense and bitter.
2. Berry College - Old, old rivalry that was one of the best in the NAIA.

Top Games

1. Kennesaw State vs Bowie State (1997) - Joanna Cuprys hits for 36 points to lead the Lady Owls to their first-ever Elite Eight appearance with a 74-68 win in front of a sold-out Spec Landrum Centre.
2. Kennesaw State at Francis Marion (1999) - Dion Thornton (24 points) and Justyna Stanioch (20 Points) lead the Lady Owls to a furious second-half comeback and a berth in the Elite Eight for the second time with a 76-72 win.
3. Lipscomb at Kennesaw State (2005) - The Lady Owls win their first-ever game at the KSU Convocation Center with a 69-68 win over A-Sun preseason favorite Lipscomb as freshman Ashley Johnson hits a three-pointer as time expires.
5. Kennesaw State at Berry College (1988) - Having never defeated the Lady Vikings, KSU travels to Rome, Ga., and stuns the No. 1-ranked team in the country, 60-50.
4. GC&SU vs Kennesaw State (2003) - The classic triple-overtime game saw the Lady Owls hold off the Lady Bobcats, 84-81.
5. Columbus St. vs Kennesaw State (2003) - Four-overtime gem saw the KSU lose 95-88 in the longest game in KSU history.
6. Kennesaw State vs Lander (1999) - After a pair of large losses during the regular season, the Lady Owls hand Lander a 69-39 loss in the Peach Belt Conference Tournament.
7. Kennesaw State at GC&SU (1997) - The one-loss Lady Owls win their only PBC tournament championships with a 78-77 win over the Lady Bobcats.



ROLY POLY

*Purveyor of Fine Sandwiches
Soups & Salads*

3895 Cherokee St NW # 622
Off Jiles Rd.

678-581-0707



Roly Poly, it's all about the sandwich.
Here's our current menu of 50 unique, healthy sandwiches.



Students and Faculty
receive 10% off!



@ ROLYPOLY.COM



2007-08

Opponent.

11|9|07

Jacksonville St Gamecocks

General Information

Location: Jacksonville, Ala.

Founded: 1883

Enrollment: 8,328

Conference: Ohio Valley

Colors: Red and White

Facility: Pete Mathews Coliseum

Capacity: 5,500

President: William A. Meehan

Athletic Director: Jim Fuller

Women's Basketball Information

Head Coach: Becky Geyer

Alma Mater: Northern State

Coach's Record: 7-21

Assistant Coaches: Brad Durchslag, Jamie Kellerman,

Gerlonda Hardin

2006 Record: 7-21 (4-15)

Series Information

Series Record: Jacksonville State leads 6-4

Last Meeting: 11/10/06 (JSU - 81-76 (OT))

Sports Information

WBB Contact: Josh Underwood

Email: underwood@jsu.edu

Office Phone: 256.782.6915

SID Fax: 256.782.6968

11|17|07

Presbyterian Blue Hose

General Information

Location: Clinton, S.C.

Founded: 1878

Enrollment: 1,200

Conference: Big South

Colors: Blue and White

Facility: Furman Pinson Arena

Capacity: 2,000

President: John V. Griffith

Athletic Director: Dr. William B. "Bee" Carlton

Women's Basketball Information

Head Coach: Jessica Vanco

Alma Mater: St. Bonaventure

Coach's Record: 34-50

Assistant Coaches: Mike Smith, Holly Brooks

2006 Record: 6-22 (1-15)

Series Information

Series Record: Kennesaw State leads 4-0

Last Meeting: 11/22/02 (KSU - 61-59)

Sports Information

WBB Contact: Brian Hand

Email: bahand@presby.edu

Office Phone: 864.833.8538

SID Fax: 864.833.8323

11|22|07

Alcorn State Braves

General Information

Location: Alcorn, Miss.

Founded: 1871

Enrollment: 3,583

Conference: Southwestern Athletic

Colors: Purple and Gold

Facility: Davey L. Whitney Complex

Capacity: 7,000

President: Dr. Malvin Williams

Athletic Director: Wiley F. Jones

Women's Basketball Information

Head Coach: Shirley Walker

Alma Mater: Alcorn State

Coach's Record: 480-319

Assistant Coach: Elvis Robinson

2006 Record: 15-13, 11-7

Series Information

Series Record: First meeting

Last Meeting: First meeting

Sports Information

WBB Contact: LaToya Shields

Email: latoya_alcornsid@yahoo.com

Office Phone: 601.877.6466

SID Fax: 601.877.3821

11|11|07

Richmond Spiders

General Information

Location: Richmond, Va.

Founded: 1830

Enrollment: 2,950

Conference: Atlantic 10

Colors: Red and Blue

Facility: Robins Center

Capacity: 9,071

President: Dr. Edward L. Ayers

Athletic Director: Jim Miller

Women's Basketball Information

Head Coach: Michael Shafer

Alma Mater: William & Mary

Coach's Record: 23-34

Assistant Coaches: Chris Carroll, Ginny Doyle, Candice

Jackson

2006 Record: 13-17 (7-7)

Series Information

Series Record: First Meeting

Last Meeting: First Meeting

Sports Information

WBB Contact: TBA

Email: TBA

Office Phone: 804.287.6312

SID Fax: 804.289.8820

11|19|07

Troy Trojans

General Information

Location: Troy, Ala.

Founded: 1887

Enrollment: 27,111

Conference: Sun Belt

Colors: Cardinal, Silver and Black

Facility: Trojan Arena

Capacity: 4,000

Chancellor: Dr. Jack Hawkins, Jr.

Athletic Director: Steve Dennis

Women's Basketball Information

Head Coach: Michael Murphy

Alma Mater: Cardinal Stritch

Coach's Record: 134-105

Assistant Coaches: Craig Kennedy, Kidada Holtzclaw

2006 Record: 12-17 (5-13)

Series Information

Series Record: First meeting

Last Meeting: First meeting

Sports Information

WBB Contact: Travis Jarome

Email: tjjarome@troy.edu

Office Phone: 334.670.5654

SID Fax: 334.670.5665

11|23|07

Texas Tech Red Raiders

General Information

Location: Lubbock, Texas

Founded: 1923

Enrollment: 29,000

Conference: Big 12

Colors: Scarlet and Black

Facility: United Spirit Arena

Capacity: 15,050

President: Dr. John Whitmore

Athletic Director: Gerald Myers

Women's Basketball Information

Head Coach: Kristy Curry

Alma Mater: Northeast Louisiana

Coach's Record: 15-16

Assistant Coaches: Bill Brock, Kelly Curry, Shereka

Wright

2006 Record: 15-16

Series Information

Series Record: First Meeting

Last Meeting: First Meeting

Sports Information

WBB Contact: Tammi Hoffman

Email: tammi.hoffman@ttu.edu

Office Phone: 806.742.2770

SID Fax: 806.742.1970

11|24|07

Idaho State Bengals

General Information

Location: Pocatello, Idaho

Founded: 1901

Enrollment: 13,929

Conference: Big Sky

Colors: Orange and Black

Facility: Reed Gym

Capacity: 3,040

President: Dr. Arthur Vailas

Athletic Director: Paul Bubb

Women's Basketball Information

Head Coach: Jon Newlee

Alma Mater: San Diego State

Coach's Record: 56-58

Ass'ts: Gavin Petersen, Christa Brossman, Jordan Green

2006 Record: 17-14

Series Information

Series Record: First Meeting

Last Meeting: First Meeting

Sports Information

WBB Contact: Frank Mercogliano

Email: mercfran@isu.edu

Office Phone: 208.282.2621

SID Fax: 208.282

12|12|07

Charleston Cougars

General Information

Location: Charleston, S.C.

Founded:

Enrollment: 11,617

Conference: Southern

Colors: Maroon and White

Facility: John Kresse Arena

Capacity: 3,500

President: P. George Benson

Athletic Director: Jerry Baker

Women's Basketball Information

Head Coach: Nancy Wilson

Alma Mater: Coker

Coach's Record: 467-285

Assistant Coaches: Temple Elmore, Val Linley

2006 Record: 10-20 (5-13)

Series Information

Series Record: First meeting

Last Meeting: First meeting

Sports Information

WBB Contact: Tony Cluff

Email: clufft@cofc.edu

Office Phone: 843.953.5465

SID Fax: 843.953.6534

12|29|07

Harvard Crimson

General Information

Location: Cambridge, Mass.

Founded: 1636

Enrollment: 6,613

Conference: Ivy League

Colors: Crimson, Black and White

Facility: Lavietes Pavilion

Capacity: 2,195

President: Drew G. Faust

Athletic Director: Robert L. Scalise

Women's Basketball Information

Head Coach: Kathy Delaney-Smith

Alma Mater: Bridgewater State

Coach's Record: 382-276

Assistant Coaches: Stacey Noel, Bri Fecteau

2006 Record: 15-13

Series Information

Series Record: First Meeting

Last Meeting: First Meeting

Sports Information

WBB Contact: Heather Palmer

Email: palmer2@fas.harvard.edu

Office Phone: 617.495.2206

SID Fax: 617.495.2130

12|1|07

Austin Peay Governors

General Information

Location: Clarksville, TN

Founded: 1927

Enrollment: 7,000

Conference: Ohio Valley

Colors: Red and White

Facility: Winfield Dunn Center/Dave Aaron Arena

Capacity: 7,600

President: Dr. Sherry L. Hoppe

Athletic Director: Dave Loos

Women's Basketball Information

Head Coach: Carrie Daniels

Alma Mater: Austin Peay State

Coach's Record: 10-20

Assistant Coaches: Marcus Payne, Camryn Whitaker,

2006 Record: 10-20 (9-11)

Series Information

Series Record: 1-0

Last Meeting: 12/19/06 (KSU - 56-49)

Sports Information

WBB: Cody Bush

Email: bushc@apsu.edu

Office Phone: 931.221.7561

SID Fax: 931.221.7562

12|14|07

Charleston So. Buccaneers

General Information

Location: Charleston, S.C.

Founded:

Enrollment: 2,875

Conference: Big South

Colors: Blue and Gold

Facility: CSU Field House

Capacity: 790

President: Dr. Jairy C Hunter

Athletic Director: Hank Small

Women's Basketball Information

Head Coach: Julie Goodenough

Alma Mater: Texas-Arlington

Coach's Record: 221-135

Assistant Coaches: Kendra Anderson, Beth Jillson

2006 Record: 10-20

Series Information

Series Record: 0-1

Last Meeting: 12/16/06 (CSU - 66-56)

Sports Information

WBB Contact: Blake Freeland

Email: bfreeland@csuniv.edu

Office Phone: 843.863.7687

SID Fax: 843.863.7676

12|30|07 *

Georgia Tech Yellow Jackets

General Information

Location: Atlanta, Ga.

Founded: 1885

Enrollment: 16,000

Conference: Atlantic Coast

Colors: Old Gold and White

Facility: Alexander Memorial Coliseum

Capacity: 9,191

President: Dr. G. Wayne Clough

Athletic Director: Dan Radakovich

Women's Basketball Information

Head Coach: MaChelle Joseph

Alma Mater: Purdue

Coach's Record: 62-56

Ass't Coaches: Sytia Messer, Mark Simons, Teri Moren

2006 Record: 21-12

Series Information

Series Record: 0-2

Last Meeting: 12/6/2006 (GT - 81-43)

Sports Information

WBB Contact: Cheryl Watts

Email: cwatts@athletics.gatech.edu

Office Phone: 404.894.5445

SID Fax: 404.894.1208

12|30|07 * Chicago State Cougars

General Information

Location: Chicago, Ill.
 Founded: 1867
 Enrollment: 7,200
 Conference: Independent
 Colors: Evergreen and White
 Facility: Jacoby Dickens Center
 Capacity: 2,500
 President: Dr. Elnora Daniel
 Athletic Director: Wayne Baskerville

Women's Basketball Information

Head Coach:
 Alma Mater:
 Coach's Record:
 Assistant Coaches:
 2006 Record:

Series Information

Series Record: First Meeting
 Last Meeting: First Meeting

Sports Information

WBB Contact: Ruben Perez
 Email: rperez21@csu.edu
 Office Phone: 773.995.2217
 SID Fax: 773.995.3656

1|12|08 2|25|08 North Florida Ospreys

General Information

Location: Jacksonville, Fla.
 Founded: 1965
 Enrollment: 15,420
 Conference: Atlantic Sun
 Colors: Navy Blue and Gray
 Facility: UNF Arena
 Capacity: 5,800
 President: John Delaney
 Athletic Director: Dr. Richard Gropper

Women's Basketball Information

Head Coach: Mary Tappmeyer
 Alma Mater: New York - Cortland
 Coaches Record: 320-282
 Assistant Coaches: Nancy Miller
 2006 Record: 8-21 (7-11)

Series Information

Series Record: Kennesaw State leads 12-9
 Last Meeting: 2/15/07 (KSU - 58-56)

Sports Information

WBB Contact: Shawn LaFata
 Email: slafata@unf.edu
 Office Phone: 904.620.4027
 SID Fax: 904.620.2821

1|19|08 2|16|08 Fla. Gulf Coast Eagles

General Information

Location: Fort Myers, Fla.
 Founded: 1995
 Enrollment: 6,000
 Conference: Atlantic Sun
 Colors: Blue and White
 Facility: Alico Arena
 Capacity: 4,500
 President: Dick Pegnetter
 Athletic Director: Carl McAloose

Women's Basketball Information

Head Coach: Dave Balza
 Alma Mater: Michigan
 Coach's Record: 114-39
 Assistant Coaches: Chris Highfield, Marc Polite
 2006 Record: 27-6

Series Information

Series Record: First Meeting
 Last Meeting: First Meeting

Sports Information

WBB Contact: Michael Hill
 Email: mhilli@fgcu.edu
 Office Phone: 239.590.7064
 SID Fax: 239.590.7014

1|5|08 3|1|08 Mercer Bears

General Information

Location: Macon, Ga.
 Founded: 1833
 Enrollment: 7,050
 Conference: Atlantic Sun
 Colors: Orange and Black
 Facility: University Center
 Capacity: 3,200
 President: William D. Underwood
 Athletic Director: Bobby Pope

Women's Basketball Information

Head Coach: Janell Jones
 Alma Mater: Oklahoma Christian
 Coach's Record: First Season
 Assistant Coaches: Ken Cooper, Deanna Duerson, Todd Eilert

2006 Record: 5-25 (4-14)

Series Information

Series Record: Series tied 2-2
 Last Meeting: 3/2/07 (Mercer - 55-50)

Sports Information

WBB Contact: Dan Recupero
 Email: recupero_da@mercer.edu
 Office Phone: 478.301.5219
 SID Fax: 478.301.5350

1|14|08 2|23|08 Jacksonville Dolphins

General Information

Location: Jacksonville, Fla.
 Founded: 1934
 Enrollment: 2,972
 Conference: Atlantic Sun
 Colors: Green and Gold
 Facility: Swisher Gymnasium
 Capacity: 1,500
 President: Dr. Kerry Romesburg
 Athletic Director: Alan Verlander

Women's Basketball Information

Head Coach: Jill Dunn
 Alma Mater: Georgia Southern
 Coaches Record: 60-81
 Assistant Coaches: Dee Pennix, Andrea Williams
 2006 Record: 21-9 (14-4)

Series Information

Series Record: Kennesaw State leads 3-1
 Last Meeting: 2/17/07 (JU - 74-57)

Sports Information

WBB Contact: Josh Ellis
 Email: jellia1@ju.edu
 Office Phone: 904.256.7402
 SID Fax: 904.256.7179

1|21|08 2|18|08 Stetson Hatters

General Information

Location: DeLand, Fla.
 Founded: 1883
 Enrollment: 2,300
 Conference: Atlantic Sun
 Colors: Green and White
 Facility: Edmunds Center
 Capacity: 5,000
 President: Dr. H. Douglas Lee
 Athletic Director: Jeff Altier

Women's Basketball Information

Head Coach: Dee Romine
 Alma Mater: Indiana State University
 Coaches Record: 297-322
 Assistant Coaches: Debbie Gadd, Tracy Schmidt
 2006 Record: 5-25 (5-13)

Series Information

Series Record: Stetson leads 2-1
 Last Meeting: 3/4/07 (KSU - 72-61)

Sports Information

WBB Contact: Jesse Cazakoff
 Email: jcazakof@stetson.edu
 Office Phone: 386.822.8131
 SID Fax: 386.822.8130

1 | 26 | 08 Lipscomb Bisons

General Information

Location: Nashville, Tenn.
Founded: 1891
Enrollment: 2,548
Conference: Atlantic Sun
Colors: Purple and Gold
Facility: Allen Arena
Capacity: 5,028
President: Dr. I. Randolph Lowery III
Athletic Director: Dr. Steve Potts
Women's Basketball Information
Head Coach: Frank Bennett
Alma Mater: Lipscomb
Coaches Record: 547-323
Assistant Coaches: Billy Snell
2006 Record: 8-21 (6-12)

Series Information

Series Record: Kennesaw State leads 3-1
Last Meeting: 2/1/07 (Lipscomb - 68-57)

Sports Information

WBB Contact: Mark McGee
Email: mark.mcgee@lipscomb.edu
Office Phone: 615.279.5862
SID Fax: 615.269.1806

1 | 28 | 08 Belmont Bruins

General Information

Location: Nashville, Tenn.
Founded: 1951
Enrollment: 4,500
Conference: Atlantic Sun
Colors: Navy, Red, and White
Facility: Curb Event Center
Capacity: 5,000
President: Dr. Robert Fisher
Athletic Director: Mike Strickland
Women's Basketball Information
Head Coach: Tony Cross
Alma Mater: Belmont
Coaches Record: 503-211
Assistant Coaches: Donna S. Brown, Beth Stewart-Starks, Yvette Sparks
2006 Record: 25-7 (16-2)

Series Information

Series Record: Belmont leads 4-0
Last Meeting: 2/3/07 (Belmont - 86-75)

Sports Information

WBB Contact: Kenisha Rhone
Email: rhonek@belmont.edu
Office Phone: 615.460.5990
SID Fax: 615.460.5584

2 | 2 | 08 ETSU Buccaneers

General Information

Location: Johnson City, Tenn.
Founded: 1911
Enrollment: 12,100
Conference: Atlantic Sun
Colors: Navy Blue and Old Gold
Facility: Memorial Center
Capacity: 13,000
President: Dr. Paul E. Stanton, Jr.
Athletic Director: Dave Mullins
Women's Basketball Information
Head Coach: Karen Kemp
Alma Mater: Berry
Coach's Record: 172-192
Assistant Coaches: DeShawne Blocker, Matt Smith
2006 Record: 20-12 (14-4)

Series Information

Series Record: East Tennessee State leads 4-0
Last Meeting: 2/23/07 (ETSU - 78-60)

Sports Information

WBB Contact: Kevin Brown
Email: brownk@etsu.edu
Office Phone: 423.439.5612
SID Fax: 423.439.6138

2 | 4 | 08 USC Upstate Spartans

General Information

Location: Spartanburg, S.C.
Founded: 1967
Enrollment: 4,600
Conference: Peach Belt
Colors: Green and White
Facility: G.B. Hodge Center
Capacity: 1,525
President: Dr. John C. Stockwell
Athletic Director:
Women's Basketball Information
Head Coach: Eddie Payne
Alma Mater: Wake Forest
Coach's Record: 350-287
Assistant Coaches: Steve Smith, Mackie Walker
2006 Record: 17-11 (9-7)

Series Information

Series Record: Kennesaw State leads 4-3
Last Meeting: 04-05, KSU w. 90-76

Sports Information

WBB Contact: Joe Guistina
Email: jguistina@uscupstate.edu
Office Phone: 864.503.5152
SID Fax: 864.503.5127

2 | 9 | 08 Gardner-Webb Bulldogs

General Information

Location: Boiling Springs, N.C.
Founded: 1905
Enrollment: 3,900
Conference: Atlantic Sun
Colors: Red and Black
Facility: Paul Porter Arena
Capacity: 5,000
President: Dr. Frank Bonner
Athletic Director: Chuck Burch
Women's Basketball Information
Head Coach: Rick Reeves
Alma Mater: Indiana State
Coach's Record: 304-289
Assistant Coaches: Kim Clark, Krystal Reeves, Crissy Guzman
2006 Record: 14-17 (10-8)

Series Information

Series Record: Gardner-Webb leads 3-1
Last Meeting: 2/10/07 (KSU - 67-49)

Sports Information

WBB Contact: Brent Hager
Email: bhager@gardner-webb.edu
Office Phone: 704.406.3981
SID Fax: 704.406.3523

2 | 11 | 08 Campbell Camels

General Information


Location: Buies Creek, N.C.
Founded: 1887
Enrollment: 9,300
Conference: Atlantic Sun
Colors: Orange and Black
Facility: Carter Gym
Capacity: 947
President: Dr. Jerry M. Wallace
Athletic Director: Stan Williamson
Women's Basketball Information
Head Coach: Wanda Watkins
Alma Mater: Campbell
Coach's Record: 409-309
Assistant Coach: Mary Weiss, Janice Washington, Megan Hall
2006 Record: 8-21 (6-12)

Series Information

Series Record: 2-2
Last Meeting: 2/8/07 (KSU - 64-58)

Sports Information

WBB Contact: Jason Williams
Email: jwilliams@campbell.edu
Office Phone: 910.893.1369
SID Fax: 910.893.1330



Building Winners For Life.

Integrity. The foundation
for student-athletes
building successful lives.





2006-07

In Review

The Owls started their season with a single home game against Jacksonville State. The Gamecocks hit a three-pointer at the buzzer to send the game into overtime and held off KSU in a thrilling 81-76 opening game.

The Lady Owls then headed to Asheville, North Carolina to take on IPFW and Morgan State in the First Classic. The Owls suffered a 77-74 defeat against IPFW, but recorded their first win of the season against Morgan State defeating the Bears 59-55.

KSU continued their road schedule with five away games. Despite losses to Stetson, Georgia Tech, and Clemson, the road trip saw highlights with a 71-45 win over Winthrop and a 74-70 win over Mercer.

The Lady Owls returned to the friendly confines of the Convocation Center for a single home game against Charleston Southern. Stephanie Searce scored 16 points, but KSU was unable to overcome 23 turnovers and were defeated 66-56.

The Owls hit the road once again this time for a game against Austin Peay in Clarksville, Tennessee and then coming back to Georgia for the 2006 Mercer Blade Holiday Classic. The Lady Owls jumped out to a 14-point half-time lead and hung on down the stretch and beat Austin Peay, 56-49 for their third road win of the season. In the first game of the 2006 Mercer Blade Holiday Classic, the Lady Owls fell to UNC Asheville 83-76, despite having five player score in double figures. The Lady Owls jumped out to an early lead in game two against Savannah State and never looked back as they beat the Tigers 74-66. Rosetta Hollis lead all scorers with a career-high 22 points and 18 rebounds. The freshman finished 8-of-14 and secured 10 defensive boards on the way to her third double-double of the season. Gia Lockett also topped her career-high with 18 points.

After a successful road trip, the Lady Owls returned to their nest to take on the visiting Belmont Bruins and the Lipscomb Bison, and looked to improve their conference record of 1-1. The Bruins used a 28-7 run in the final 11 minutes for a 62-49 come from behind win. The second game of the home stand saw five KSU players score in double figures. Jennifer Baker led the Lady Owls with 17 points off the bench. Searce added 15 points, Jade Robinson chipped in 14 points, Montinique Nixon had 10 points off the bench while Hollis added 13. A tooth-and-nail battle for 27 minutes that saw five lead changes and four ties in the second half eventually led to a defeat of Lipscomb, 82-71 for the Owls first win at home.

After earning their first home game, the Lady Owls headed to North Carolina hoping to carry their momentum with them. The first stop was in Boiling Springs where they were downed by Gardner-Webb 52-44 after shooting a season low 20.6 percent. The next stop was in Bules Creek where the Camels of Campbell were waiting. The Lady Owls were looking to turn things around and led from opening possession and never trailed. Hollis scored () points. Baker nailed four three-pointers and registered a double-double with a 17 point, 10 assist effort. Robinson also chipped in wit a trio of three-pointers and 13 points.

After picking up a conference win on the road, the Lady Owls returned to the KSU Convocation Center for three conference games. The contest lived up to its pre-game hype as the Owls fought back from a nine-point deficit in the second and saw five ties and six lead changes. The Dolphins proved to be too much and the Owls were defeated 71-

67. The next game was a back and forth affair with North Florida. The teams played through five ties and 10 lead changes in the final 10 minutes of the game and overtime before KSU made 4-of-7 shots in overtime to defeat the Ospreys 73-68. Hollis, posted her third straight double-digit performance and tied her career-high 22 points. Next, the Lady Owls played host to the Buccaneers of East Tennessee State University. The Lady Owls battled hard and mounted a tremendous second half rally that just fell short and the Lady Buccaneers downed the Owls 95-88.

After a disappointing home stand, the Lady Owls headed to Nashville, Tennessee to play Lipscomb and Belmont. In their first game in Nashville, KSU held a one point lead heading into halftime, but a 13-0 run by Lipscomb doomed the Owls and they fell 68-57. Against

Belmont, the Lady Owls gave the Bruins a run for their money but the Lady Owls fell to the first place team, 86-75.

Back at the KSU Convocation Center for two games, the Owls hoped to turn their luck around. In a game against Campbell, the Owls put together a 10-point rally with 15 minutes left to claim a 64-58 victory. Searce led the Lady Owls with 15 points, Hollis registered 11 points off the bench and Nixon tied a career-high 13 rebounds. Against Gardner-Webb, the Lady Owls controlled the game from the outset and defeated the Bulldogs 67-49. Baker scored a career-high 23 points and grabbed 10 rebounds for her fourth double-double of the season. Robinson scored 13 points and was a perfect 11-for-11 from the free-throw line.

KSU got back into action in Jacksonville, Florida against North Florida and Jacksonville University. Against the Ospreys, Lockett hit a jumper with three seconds left to cap a monster second-half comeback to top the Ospreys 58-56, for their third straight win and moved to .500 in the conference. Searce and Hollis combined for 26 points and 16 rebounds. The next match-up in Jacksonville would be with the Dolphins of Jacksonville University. Despite 17 points and 11 rebounds from Searce, the Lady Owls ended their win streak to the Dolphins, 74-57. The Owls continued their road schedule heading to Johnson City, Tennessee. KSU hung with the fast-paced ETSU Lady Bucs but ran out of gas down the stretch and were defeated 78-60.

The Lady Owls ended the season with three home games. The first visiting team was Longwood. KSU trailed early in the first half as they were plagued with turnovers. However, the team turned things around in the second half and downed the Lancers 80-63. Hollis scored a game-high 20 points in the final 20 minutes of play, while Baker added 14 and Robinson rounded out the double-figure scoring with 10. The Lady Owls had a .500 conference record within their grasp when Mercer rolled into town. KSU let a 13-point lead slip away as the Bears won, 55-50. The season ended on a high note as the Lady Owls won a 72-61 battle against Stetson. Hollis scored a team-high 17 points, Searce and Lockett added 14 each, while Baker chipped in with 12 points, seven assists and six rebounds.

Baker became the second player in Lady Owls history to earn A-Sun All-Conference honors as the Soperton, Ga. native was named a Second Team selection in 2006-07. She finished her sophomore season after averaging 11.7 points per game while leading the squad with 830 minutes played. Baker led the Lady Owls scoring attack in eight games and ended the season 10th in scoring, ninth in assists and eighth in assist-to-turnover ratio in the A-Sun.

Meanwhile, Hollis led the offense with 13.5 points and 6.4 rebounds per contest en route to being named to the conference's All-Freshman Team. The Fort Benning, Ga. product finished her rookie season in the top 10 in the league in both scoring (4th) and rebounding (9th).

"I couldn't have been more pleased or proud of both Jennifer and Rosetta for their play last season," said head coach Colby Tilley. "They are two hard-working, talented young women and well deserving of the honors they received."

The Owls also received great play from a host of other players including Ngoneh Gaye, Jade Robinson and Stephanie Searce. Gaye was having a remarkable season as she led the league with 10.3 rebounds per game prior to going down with a season-ending knee injury.

Robinson, meanwhile, played at numerous positions during the season including point guard, wing and post and finished the year with an 8.8 points per game mark while also being second on the squad with 78 assists.

Searce was more than impressive as she came back from a knee-injury which cut short her second season with the Lady Owls. The Blue Ridge, Ga. native was a force inside for Kennesaw State, finishing the year as the Lady Owls leading rebounder and third leading scorer at 10.6 points a game.



2006-07 Lady Owls Statistics

RECORD:	OVERALL	HOME	AWAY	NEUTRAL
All Games	(13-16)	(6-6)	(4-8)	(3-2)
Conference	(8-10)	(5-4)	(3-6)	(0-0)
Non-Conference	(5-6)	(1-2)	(1-2)	(3-2)

Date	Opponents	Score	Win/Loss	Record	Attendance	High Points	High Rebounds	TEAM STATISTICS	Kenesaw State	Opponents
11-10-06	JACKSONVILLE STATE	76-81 OT	Loss	0-1	265	(20) Baker	(12) Gaye	SCORING	1895	1936
11-17-06	vs IPFW	74-77	Loss	0-2	245	(18) Hollis	(11) Team	Points per game	65.3	66.8
11-18-06	vs Morgan State	59-55	Win	1-2	207	(16) Bullock; Hollis	(12) Hollis	Scoring margin	-1.4	-
11-25-06	vs Winthrop	71-45	Win	2-2	451	(20) Baker	(13) Gaye	FIELD GOALS-ATT	655-1781	677-1727
11-30-06	* at Stetson	49-57 OT	Loss	2-3	212	(13) Gaye	(13) Gaye	Field goal pct.	.368	.392
11-02-06	* at Mercer	74-70	Win	3-3	433	(15) Hollis	(19) Gaye	3 POINT FG-ATT	142-489	133-436
12-06-06	at Georgia Tech	43-81	Loss	3-4	482	(20) Searce	(11) Searce	3-point FG pct.	.290	.305
12-10-06	at Clemson	62-71	Loss	3-5	1012	(16) Baker	(11) Gaye	3-pt FG made per game	4.9	4.6
12-16-06	CHARLESTON SOUTHERN	56-66	Loss	3-6	387	(16) Searce	(9) Team	FREE THROWS-ATT	443-657	449-662
12-19-06	at Austin Peay	56-49	Win	4-6	325	(16) Searce	(9) Searce	Free throw pct.	.674	.678
12-29-06	vs UNC Asheville	76-83	Loss	4-7	242	(18) Hollis; Searce	(9) Hollis	REBOUNDS	1243	1158
12-30-06	vs Savannah State	74-66	Win	5-7	273	(22) Hollis	(18) Hollis	Rebounds per game	42.9	39.9
1-4-07	* BELMONT	49-62	Loss	5-8	612	(15) Hollis	(7) Searce; Hollis	Rebounding margin	+2.9	-
1-6-07	* LIPSCOMB	82-71	Win	6-8	254	(17) Baker	(10) Nixon	ASSISTS	378	397
1-11-07	* at Gardner-Webb	44-52	Loss	6-9	122	(14) Baker	(9) Baker	Assists per game	13.0	13.7
1-13-06	* at Campbell	82-68	Win	7-9	474	(19) Hollis	(7) Searce	TURNOVERS	618	601
1-18-07	* JACKSONVILLE	67-71	Loss	7-10	442	(18) Robinson	(13) Nixon	Turnovers per game	21.3	20.7
1-20-07	* NORTH FLORIDA	73-68 OT	Win	8-10	205	(22) Hollis	(10) Baker	Turnover margin	-0.6	-
1-27-07	* ETSU	88-95	Loss	8-11	904	(19) Baker	(6) Team	Assist/turnover ratio	0.6	0.7
2-3-07	* at Belmont	75-86	Loss	8-12	470	(20) Searce	(10) Team	STEALS	270	277
2-8-07	* CAMPBELL	64-58	Win	9-12	265	(15) Searce	(13) Nixon	Steals per game	9.3	9.6
2-10-07	* GARDNER-WEBB	67-49	Win	10-12	181	(23) Baker	(10) Baker	BLOCKS	78	85
2-1-07	* at Lipscomb	57-68	Loss	10-13	789	(15) Baker	(16) Baker	Blocks per game	2.7	2.9
2-15-07	* at North Florida	58-56	Win	11-13	286	(14) Searce	(15) Searce	WINNING STREAK	1	-
2-17-07	* at Jacksonville	57-74	Loss	11-14	245	(17) Searce	(11) Searce	Home win streak	1	-
2-23-07	* at ETSU	60-78	Loss	11-15	1096	(17) Hollis	(13) Hollis	ATTENDANCE	4101	7030
2-27-07	LONGWOOD	80-63	Win	12-15	104	(20) Hollis	(9) Nixon; Hollis	Home games-Avg/Game	12-342	12-468
3-2-07	* MERCER	50-55	Loss	12-16	122	(13) Lockett	(8) Searce	Neutral site-Avg/Game	-	5-284
3-4-07	* STETSON	72-61	Win	13-16	360	(17) Hollis	(7) Lockett;			
							Searce; Robinson			

* indicates conference game

2006-07 Overall Statistics

No	Player	GP-GS	Min	Avg	FG-FGA	Pct	3FG-FGA	Pct	FT-FTA	Pct	Off	Def	Tot	Avg	PF	FO	A	TO	Blk	Stl	Pts	Avg
55	HOLLIS, Rosetta	24-17	632	26.3	126-275	.458	3-8	.375	68-97	.701	69	84	153	6.4	68	0	23	57	7	37	323	13.5
24	BAKER, Jennifer	27-24	830	30.7	108-308	.351	44-128	.344	55-85	.647	62	70	132	4.9	77	3	84	112	7	40	315	11.7
40	SEARCE, Stephanie	29-23	726	25.0	107-247	.433	0-5	.000	94-123	.764	81	111	192	6.6	102	5	28	104	4	29	308	10.6
12	GAYE, Ngoneh	9-9	271	30.1	30-73	.411	0-0	.000	25-35	.714	33	60	93	10.3	22	0	7	23	10	6	85	9.4
22	ROBINSON, Jade	29-25	838	28.9	74-235	.315	45-142	.317	62-80	.775	20	85	105	3.6	88	4	78	94	8	43	255	8.8
20	LOCKETT, Gia	29-13	687	23.7	76-207	.367	23-72	.319	26-43	.605	33	55	88	3.0	37	0	40	53	6	46	201	6.9
30	BULLOCK, DeAndrea	29-5	666	23.0	52-178	.292	18-78	.231	57-94	.606	48	50	98	3.4	41	0	32	43	5	16	179	6.2
25	JOHNSON, Ashley	20-19	676	33.8	32-137	.234	6-43	.140	42-64	.656	15	57	72	3.6	57	1	76	66	2	29	112	5.6
42	NIXON, Montinique	29-4	495	17.1	47-107	.439	0-0	.000	12-34	.353	54	89	143	4.9	80	7	7	44	29	21	106	3.7
32	MARTIN, Katie	16-0	49	3.1	3-14	.214	3-13	.231	2-2	1.000	2	0	2	0.1	3	0	2	3	0	3	11	0.7
10	MOLDEN, JoeDonna	1-1	6	6.0	0-0	.000	0-0	.000	0-0	.000	0	0	0	0.0	0	0	1	1	0	0	0	0.0
TEAM											86	79	165	5.7	0			18				
Total		29	5876		655-1781	.368	142-489	.290	443-657	.674	503	740	1243	42.9	575	20	378	618	78	270	1895	65.3
Opponents		29	5875		677-1727	.392	133-436	.305	449-662	.678	432	726	1158	39.9	575	-	397	601	85	277	1936	66.8

2006-07 Atlantic Sun Conference Statistics

No	Player	GP-GS	Min	Avg	FG-FGA	Pct	3FG-FGA	Pct	FT-FTA	Pct	Off	Def	Tot	Avg	PF	FO	A	TO	Blk	Stl	Pts	Avg
55	HOLLIS, Rosetta	17-10	436	25.6	82-185	.443	2-4	.500	45-67	.672	38	51	89	5.2	50	0	15	39	5	23	211	12.4
24	BAKER, Jennifer	17-15	548	32.2	69-204	.338	26-81	.321	34-55	.618	41	57	98	5.8	52	2	58	74	3	30	198	11.6
40	SEARCE, Stephanie	18-16	453	25.2	65-153	.425	0-2	.000	65-85	.765	52	71	123	6.8	63	3	17	61	4	16	195	10.8
12	ROBINSON, Jade	18-17	551	30.6	44-158	.278	22-95	.232	48-60	.800	12	48	60	3.3	57	3	47	60	5	27	158	8.8
20	LOCKETT, Gia	18-10	465	25.8	56-148	.378	14-47	.298	16-27	.593	27	34	61	3.4	25	0	25	35	4	33	142	7.9
30	BULLOCK, DeAndrea	18-3	386	21.4	27-104	.260	9-40	.225	31-51	.608	29	28	57	3.2	27	0	23	26	4	12	94	5.2
25	JOHNSON, Ashley	10-9	338	33.8	14-70	.200	1-19	.053	22-30	.733	9	31	40	4.0	29	1	38	30	0	19	51	5.1
42	NIXON, Montinique	18-3	363	20.2	37-78	.474	0-0	.000	12-30	.400	42	67	109	6.1	61	7	5	32	23	17	86	4.8
22	GAYE, Ngoneh	2-2	72	36.0	8-18	.444	0-0	.000	11-12	.917	14	18	32	16.0	7	0	2	3	1	4	27	13.5
32	MARTIN, Katie	13-0	38	2.9	2-10	.200	2-10	.200	0-0	.000	1	0	1	0.1	3	0	2	1	0	3	6	0.5
10	MOLDEN, JoeDonna	0-0	0	0.0	0-0	.000	0-0	.000	0-0	.000	0	0	0	0.0	0	0	0	0	0	0	0	0.0
Conference-Only		18	3650		404-1128	.358	76-298	.255	284-417	.681	319	446	765	42.5	374	16	232	370	49	184	1168	64.9
Conference-Only		18	3650		415-1038	.400	83-268	.310	286-451	.634	274	464	738	41.0	362	8	258	396	58	168	1199	66.6

2006-07 Kennesaw State Box Scores

Game 1 - Jacksonville State vs Kennesaw State

November 10, 2006 at Kennesaw, Ga. (Convocation Center)

VISITORS: Jacksonville State 1-0

No Player Name	FG	3FG	FT	O-D-T	PF	TP	A	TO	BK	S	MIN
44 Ashley Clay	1-4	0-0	0-2	2-6-8	3	2	0	2	0	0	13
05 Ashley Boykin	1-3	1-3	0-0	0-3-3	3	3	0	0	0	0	16
13 Cobie Carlisle	6-11	3-5	2-2	3-7-10	4	17	4	3	1	1	27
22 LaTonya McKinney	6-16	1-5	2-2	0-1-1	5	15	5	4	0	2	43
23 Courtney Slaughter	5-10	1-2	4-4	3-5-8	1	15	2	2	0	1	39
10 Eren McMichael	0-2	0-1	0-0	0-1-1	0	0	1	1	0	0	8
14 Erica West	5-9	0-0	1-2	2-5-7	3	11	3	0	0	0	23
15 Jolie Efezokhai	5-13	0-2	4-4	2-4-6	3	14	0	0	1	0	27
21 Jamie-Lee Jeffs	0-1	0-0	0-0	0-0-0	3	0	0	1	0	1	15
32 Kelsey Johnkin	0-1	0-1	4-6	0-0-1	4	2	3	0	1	1	3
33 Amber Whit	0-0	0-0	0-0	0-0-0	0	0	0	0	0	0	1
TEAM				2-2-4							

Totals	29-70	6-19	17-22	14-34-48	26	81	17	19	2	6	225
TOTAL FG%	1st Half: 15-31 48.4%	2nd Half: 10-33 30.3%			OT: 4-6 66.7%			Game: 41.4%			
3-PT FG%	1st Half: 2-8 25.0%	2nd Half: 3-10 30.0%			OT: 1-1 100%			Game: 31.6%			
F Throw %	1st Half: 5-8 62.5%	2nd Half: 8-8 100%			OT: 4-6 66.7%			Game: 77.3%			

HOME TEAM: Kennesaw State 0-1

No Player Name	FG	3FG	FT	O-D-T	PF	TP	A	TO	BK	S	MIN
22 Gaye, Ngonah	5-14	0-0	4-4	4-8-12	3	14	0	3	2	0	33
30 Bullock, DeAndrea	2-10	1-6	2-6	4-2-6	2	7	1	1	0	1	38
55 Hollis, Rosetta	6-12	0-1	2-3	3-4-7	3	14	1	2	0	1	23
24 Baker, Jennifer	6-11	2-4	6-9	4-2-6	3	20	6	3	1	2	40
25 Johnson, Ashley	0-7	0-3	8-9	2-4-6	3	8	7	2	0	4	41
12 Robinson, Jade	0-1	0-0	0-0	1-0-1	0	0	0	1	0	0	5
20 Lockett, Gia	0-4	0-2	0-2	0-1-1	2	0	1	0	0	0	12
40 Searce, Stephanie	3-4	0-0	3-4	0-4-4	4	9	0	4	0	0	17
42 Nixon, Montinique	2-5	0-0	0-2	0-4-4	2	4	1	0	0	0	16
TEAM				2-2							

Totals	24-68	3-16	25-39	18-31-49	22	76	17	16	3	8	225
TOTAL FG%	1st Half: 13-27 48.1%	2nd Half: 8-31 25.8%			OT: 2-3 66.7%			Game: 35.3%			
3-PT FG%	1st Half: 3-6 50.0%	2nd Half: 0-7 0.0%			OT: 0-3 0.0%			Game: 18.8%			
F Throw %	1st Half: 10-18 55.6%	2nd Half: 13-18 72.2%			OT: 2-3 66.7%			Game: 64.1%			

Teams	1	2	OT	Total
Jacksonville State	37	31	13	81
Kennesaw State	39	29	8	76

Officials: Doug Size, Meadow Overstreet, Jay Reyes Technical fouls: Jacksonville State-None. Kennesaw State-None
Attendance: 265.

Game 3 - Kennesaw State vs Morgan State

November 18, 2006 at Asheville, N.C. (Justice Center)

VISITORS: Kennesaw State 1-2

No Player Name	FG	3FG	FT	O-D-T	PF	TP	A	TO	BK	S	MIN
22 Gaye, Ngonah	2-7	0-0	2-4	2-6-8	3	6	1	5	1	0	24
25 Johnson, Ashley	1-6	0-1	4-12	0-2-2	3	6	1	7	0	0	28
55 Hollis, Rosetta	5-12	0-0	6-9	5-7-12	0	16	0	1	0	2	36
12 Robinson, Jade	0-3	0-1	2-2	3-7-10	1	2	0	1	1	2	24
24 Baker, Jennifer	1-9	1-6	4-8	4-0-4	3	7	1	6	0	2	29
20 Lockett, Gia	0-4	0-0	0-0	1-2-3	0	0	1	2	0	0	15
30 Bullock, DeAndrea	5-9	3-7	3-6	2-8-10	1	16	1	3	0	0	24
40 Searce, Stephanie	1-10	0-1	4-5	7-2-9	3	6	0	4	0	0	16
42 Nixon, Montinique	0-0	0-0	0-0	0-0-0	2	0	0	0	0	0	4
TEAM				5-2-7							

Totals	15-60	4-16	25-46	2-36-65	16	59	5	29	2	6	200
TOTAL FG%	1st Half: 11-31 35.5%	2nd Half: 4-29 13.8%			Game: 25.0%						
3-PT FG%	1st Half: 4-12 33.3%	2nd Half: 0-4 0.0%			Game: 25.0%						
F Throw %	1st Half: 14-22 63.6%	2nd Half: 11-24 45.8%			Game: 54.3%						

HOME TEAM: Morgan State 1-2

No Player Name	FG	3FG	FT	O-D-T	PF	TP	A	TO	BK	S	MIN
13 Banks, Ciara	0-2	0-0	1-2	2-7-9	0	1	0	3	0	0	25
15 Price, Shalane	1-6	1-3	0-0	0-1-1	3	3	1	1	0	0	18
45 Jones, Latricia	3-6	0-0	0-0	2-2-4	3	6	0	1	0	0	18
01 Adams, Corin	6-12	1-4	4-4	0-6-6	3	17	5	6	0	6	33
12 Johnson, Whitney	2-11	0-7	1-1	1-1-2	3	5	3	0	1	1	33
11 Gaskins, Sarissa	2-7	2-4	0-0	1-0-1	0	6	0	2	0	2	20
21 Reed, Aaries	0-1	0-0	0-0	0-0-0	3	0	1	0	0	0	7
22 Johnson, Monet	3-8	2-5	0-0	0-0-0	2	8	0	1	0	0	9
23 Britton, Dominisha	0-6	0-5	0-0	1-0-1	5	0	0	1	0	1	9
32 Williams, Brand	0-0	0-0	0-0	0-0-0	1	0	0	0	0	0	2
33 Jones, Phylcia	1-2	0-0	2-2	1-2-3	2	4	0	1	2	0	17
52 Griffin, Britney	2-5	0-0	1-2	1-1-2	5	5	0	1	0	0	9
TEAM				1-7-8							

Totals	20-66	6-28	9-11	10-27-37	30	55	12	20	2	10	200
TOTAL FG%	1st Half: 8-32 25.0%	2nd Half: 12-34 35.3%			Game: 30.3%						
3-PT FG%	1st Half: 1-11 9.1%	2nd Half: 5-17 29.4%			Game: 21.4%						
F Throw %	1st Half: 6-8 75.0%	2nd Half: 3-3 100%			Game: 81.8%						

Teams	1	2	Total
Kennesaw State	40	19	59
Morgan State	23	32	55

Officials: Timothy Bryant, Billy Smith, Dawn Marsh Technical fouls: Kennesaw State-None. Morgan State-None. Attendance: 207

Game 2 - IPFW vs Kennesaw State

November 17, 2006 at Asheville, N.C. (Justice Center)

VISITORS: IPFW 2-0

No Player Name	FG	3FG	FT	O-D-T	PF	TP	A	TO	BK	S	MIN
13 Malfait, Lieselot	0-0	0-0	0-1	0-4-4	5	0	0	3	0	0	12
23 Moore, Nanyamika	2-6	0-2	0-1	0-2-2	1	4	2	2	0	1	15
33 Edwards, Samantha	3-10	0-0	8-10	0-4-4	0	14	2	2	2	4	39
03 Johnson, Ashley	3-8	0-0	8-8	1-2-3	0	14	7	1	0	3	33
11 Lew, John G	4-16	1-5	0-0	1-3-4	0	9	2	1	0	4	26
02 Thieke, Hannah	1-1	1-1	0-0	0-1-1	1	3	0	0	0	0	10
12 Roberts, Natalie	0-1	0-0	0-0	1-0-1	2	0	0	4	0	0	11
14 Reed, Courtney	0-1	0-0	4-4	0-1-1	0	4	0	0	0	0	7
15 Williams, Starla	1-1	0-0	1-1	0-0-0	0	3	0	0	0	0	9
22 O'Connell, Hilary	1-4	1-2	2-2	1-0-1	0	5	0	1	0	3	11
31 Moen, Tina	4-5	1-1	2-3	1-0-1	2	11	1	3	0	2	16
50 Hohne, Juliane	3-4	0-0	4-4	3-2-5	5	10	0	3	0	1	11
TEAM				4-4-2							

Totals	22-57	4-11	29-34	12-19-31	16	77	14	22	2	18	200
TOTAL FG%	1st Half: 13-32 40.6%	2nd Half: 9-25 36.0%			Game: 38.6%						
3-PT FG%	1st Half: 2-5 40.0%	2nd Half: 2-6 33.3%			Game: 36.4%						
F Throw %	1st Half: 14-16 87.5%	2nd Half: 15-18 83.3%			Game: 85.3%						

HOME TEAM: Kennesaw State 0-2

No Player Name	FG	3FG	FT	O-D-T	PF	TP	A	TO	BK	S	MIN
25 Johnson, Ashley	4-9	1-2	1-2	0-3-3	2	10	5	5	0	1	32
30 Bullock, DeAndrea	2-4	1-1	0-0	0-1-1	1	5	1	1	0	0	22
55 Hollis, Rosetta	8-15	1-3	1-1	5-0-5	3	18	3	4	1	2	32
22 Gaye, Ngonah	2-5	0-0	3-6	2-3-5	2	7	3	1	1	0	20
24 Baker, Jennifer	3-6	0-1	2-3	2-3-5	4	8	3	7	0	0	24
12 Robinson, Jade	4-4	3-3	0-0	0-3-3	4	11	3	4	0	1	19
20 Lockett, Gia	2-6	1-3	2-2	0-3-3	1	7	0	2	1	1	21
40 Searce, Stephanie	3-9	0-1	0-0	3-3-6	5	6	1	3	0	2	24
42 Nixon, Montinique	1-2	0-0	0-0	0-0-0	2	2	0	1	0	0	6
TEAM				4-7-11							

Totals	29-60	7-14	9-14	16-26-42	24	74	19	29	3	7	200
TOTAL FG%	1st Half: 12-31 38.7%	2nd Half: 17-29 58.6%			Game: 48.3%						
3-PT FG%	1st Half: 0-0 0.0%	2nd Half: 7-14 50.0%			Game: 50.0%						
F Throw %	1st Half: 6-9 66.7%	2nd Half: 3-5 60.0%			Game: 64.3%						

Teams	1	2	Total
IPFW	42	35	77
Kennesaw State	30	44	74

Officials: Kristi Vera, Tim Bryan, Dawn Marsh Technical fouls: IPFW-None. Kennesaw State-SEARCE, Stephanie. Attendance: 245

Game 4 - KSU vs WINTHROP

November 26, 2006 at Rock Hill, SC (Winthrop Coliseum)

VISITORS: Kennesaw State 2-2

No	Player Name	FG	3FG	FT	O-D-T	PF	TP	A	TO	BK	S	MIN
22	Gaye, Ngonah	3-7	0-0	2-2	5-8-13	2	8	1	3	1	0	30
55	Hollis, Rosetta	2-5	0-0	0-0	2-2-4	4	4	0	1	0	4	15
10	Molden, JoeDonna	0-0	0-0	0-0	0-0-0	0	0	1	1	0	0	6
24	Baker, Jennifer	6-11	3-6	5-5	2-1-3	0	20	5	3	0	2	35
25	Johnson, Ashley	6-10	2-5	3-4	1-2-3	2	17	2	1	0	0	33
12	Robinson, Jade	5-11	5-8	0-0	1-4-5	2	15	3	1	0	0	32
20	Lockett, Gia	0-4	0-2	0-0	0-2-2	0	0	0	0	0	0	9
30	Bullock, DeAndrea	0-2	0-2	0-1	0-1-1	0	0	1	1	0	2	28
32	Martin, Katie	1-2	1-2	0-0	0-0-0	0	3	0	0	0	0	2
40	Searce, Stephanie	1-1	0-0	0-0	0-1-1	4	2	0	3	0	0	4
42	Nixon, Montinique	1-3	0-0	0-0	0-0-0	0	2	1	0	0	1	6
TEAM		3-3-4										

2006-07 Kennesaw State Box Scores

Game 5 - Kennesaw State vs Stetson November 30, 2006 at DeLand, Fla. (Edmunds Center)

VISITORS: Kennesaw State 2-3, 0-1

No Player Name	FG	3FG	FT	O-D-T	PF	TP	A	TO	BK	S	MIN
12 Robinson, Jade	1-9	1-6	4-6	1-2-3	2	7	1	4	0	2	35
22 Gaye, Ngoneh	5-8	0-0	3-3	6-7-13	4	13	0	1	0	0	36
24 Baker, Jennifer	1-10	0-4	0-0	3-3-6	4	2	2	5	0	0	36
25 Johnson, Ashley	4-10	1-6	1-3	1-6-7	3	10	4	6	0	0	44
55 Hollis, Rosetta	4-16	0-1	2-2	4-7-11	4	10	1	1	0	1	44
20 Lockett, Gia	0-2	0-0	0-0	0-0-0	0	0	0	0	0	0	3
30 Bullock, DeAndrea	2-8	2-5	0-2	1-4-5	0	6	0	1	0	0	17
40 Seacore, Stephanie	0-5	0-2	1-2	2-1-3	2	1	1	0	0	0	7
42 Nixon, Montinique	0-0	0-0	0-0	1-0-1	0	0	0	1	0	0	3
TEAM				6-1-7							
Totals	17-68	4-24	11-18	25-31-56	19	49	9	19	0	3	225
TOTAL FG%	1st Half: 7-34 20.6%	2nd Half: 9-27 33.3%	OT: 1-7 14.3%	Game: 25.0%							
3-PT FG%	1st Half: 2-12 16.7%	2nd Half: 2-10 20.0%	OT: 0-2 0.0%	Game: 16.7%							
F Throw %	1st Half: 7-8 87.5%	2nd Half: 4-8 50.0%	OT: 0-2 0.0%	Game: 61.1%							

HOME TEAM: Stetson 0-5, 1-0

No Player Name	FG	3FG	FT	O-D-T	PF	TP	A	TO	BK	S	MIN
03 Manning, Kim	2-12	0-0	3-4	0-5-5	2	7	11	2	0	3	37
12 Smith, Shamesha	9-18	2-4	1-3	0-6-6	3	21	0	1	0	2	42
13 MacLin, Janene	4-8	0-0	4-6	2-5-7	4	12	0	2	0	1	38
21 Olson, Kellie	2-6	1-4	2-2	1-4-5	3	7	2	1	0	1	38
50 Roldan, Vlendy	0-6	0-0	0-0	0-1-1	2	0	0	1	0	0	8
00 Barkley, Ayesha	3-8	0-0	0-2	2-5-7	3	6	0	1	2	1	31
23 Jackson, Ashli	0-0	0-0	0-0	0-0-0	0	0	0	0	0	0	2
24 Nesbit, Jamie	0-2	0-1	0-0	0-1-1	1	0	0	2	0	1	10
25 Kenny, Prue	1-3	0-0	2-2	1-3-4	1	4	1	1	1	0	7
33 Swinson, Shayna	0-0	0-0	0-0	1-0-1	1	0	0	0	0	2	12
TEAM				10-10							
Totals	21-63	3-9	12-19	17-30-47	20	57	14	11	3	11	225
TOTAL FG%	1st Half: 10-31 32.3%	2nd Half: 9-28 32.1%	OT: 2-4 50.0%	Game: 33.3%							
3-PT FG%	1st Half: 1-3 33.3%	2nd Half: 1-4 25.0%	OT: 1-2 50.0%	Game: 33.3%							
F Throw %	1st Half: 1-5 20.0%	2nd Half: 6-8 75.0%	OT: 5-6 83.3%	Game: 63.2%							

Teams	1	2	OT	Total
KSU	23	24	2	49
STET	22	25	10	57

Officials: Ken Drayton, Ronald Ledington, Dave Bowie. Technical fouls: KSU-None. STET-None. Attendance: 482

Game 6 - Kennesaw State vs Mercer December 2, 2006 at Macon, Ga. (University Center)

VISITORS: Kennesaw State 3-3, 1-1

No Player Name	FG	3FG	FT	O-D-T	PF	TP	A	TO	BK	S	MIN
22 Gaye, Ngoneh	3-10	0-0	8-9	8-1-19	3	14	2	2	1	4	36
40 Seacore, Stephanie	1-4	0-0	1-2	3-2-5	4	3	2	1	0	0	19
12 Robinson, Jade	4-6	2-3	2-4	0-3-3	3	12	4	6	1	1	36
24 Baker, Jennifer	3-7	1-2	0-0	1-2-3	4	7	0	1	0	0	23
25 Johnson, Ashley	0-3	0-1	3-4	0-2-2	5	3	3	3	0	1	21
20 Lockett, Gia	4-6	1-1	3-4	1-3-4	2	12	0	0	1	2	23
30 Bullock, DeAndrea	2-4	1-1	3-4	3-0-3	1	8	1	1	0	0	18
42 Nixon, Montinique	0-0	0-0	0-0	0-1-1	1	0	0	1	0	0	3
55 Hollis, Rosetta	4-14	0-0	7-8	2-4-6	4	15	2	5	0	3	21
TEAM				3-1-4							
Totals	21-54	5-8	27-35	21-29-50	27	74	14	21	3	11	200
TOTAL FG%	1st Half: 13-31 41.9%	2nd Half: 8-23 34.8%	Game: 38.9%								
3-PT FG%	1st Half: 5-6 83.3%	2nd Half: 0-2 0.0%	Game: 62.5%								
F Throw %	1st Half: 12-15 80.0%	2nd Half: 15-20 75.0%	Game: 77.1%								

HOME TEAM: Mercer 1-6, 0-2

No Player Name	FG	3FG	FT	O-D-T	PF	TP	A	TO	BK	S	MIN
10 Lewis, TaShera	7-10	0-0	8-12	5-1-6	5	22	1	2	2	3	28
25 Leonard, Nicole	4-15	0-0	4-4	2-4-6	3	12	3	2	1	1	37
20 Skeldon, Sally	2-4	2-4	0-0	0-1-1	1	6	2	2	0	2	23
21 Lewis, Megan	0-3	0-1	0-0	1-1-2	0	0	2	2	0	1	15
23 Keller, Erin	4-10	3-5	5-9	1-2-3	5	16	2	3	0	3	28
05 Lillard, LeShonda	0-1	0-0	2-2	0-0-0	0	2	0	1	0	0	2
12 Bedingfield, Cherees	1-1	0-0	0-2	0-0-0	2	2	0	0	0	0	3
15 Delarosa, Megan	1-6	0-4	4-4	1-1-2	1	6	1	0	0	0	20
22 Owens, Rhonda	0-4	0-1	2-2	0-1-1	4	2	4	3	0	0	32
24 Riersson, Alex	0-0	0-0	0-0	0-0-0	0	0	0	0	0	0	1
33 Seabron, Chelsea	0-2	0-0	2-2	1-1-2	1	2	0	0	0	0	7
52 Flucker, Zsazquez	0-0	0-0	0-0	0-1-1	5	0	0	1	0	1	4
TEAM				4-2-6							
Totals	19-56	5-15	27-37	15-15-30	27	70	15	16	3	11	200
TOTAL FG%	1st Half: 10-27 37.0%	2nd Half: 9-29 31.0%	Game: 33.9%								
3-PT FG%	1st Half: 2-6 33.3%	2nd Half: 3-9 33.3%	Game: 33.3%								
F Throw %	1st Half: 9-13 69.2%	2nd Half: 18-24 75.0%	Game: 73.0%								

Teams	1	2	Total
Kennesaw State	43	31	74
Mercer	31	39	70

Officials: Doug Cloud, Jay Reyes, Darrell Mitchell. Technical fouls: Kennesaw State-GAYE, Ngoneh. Mercer-None. Attendance: 433

Game 7 - Kennesaw State vs Georgia Tech December 6, 2006 at Atlanta, Ga. (Alexander Memorial Coliseum)

VISITORS: Kennesaw State 3-4

No Player Name	FG	3FG	FT	O-D-T	PF	TP	A	TO	BK	S	MIN
12 Robinson, Jade	2-5	2-3	1-2	0-0-0	3	7	1	8	0	1	29
22 Gaye, Ngoneh	1-4	0-0	0-3	3-6-6	2	2	0	3	2	0	36
40 Seacore, Stephanie	4-12	0-0	12-13	3-8-11	4	20	2	3	0	2	37
24 Baker, Jennifer	4-14	1-7	0-0	1-0-1	4	9	1	1	1	1	33
25 Johnson, Ashley	1-5	1-2	1-2	0-4-4	2	4	4	2	0	0	31
20 Lockett, Gia	0-3	0-2	0-0	0-0-0	0	0	1	5	0	1	11
23 Martin, Katie	0-0	0-0	0-0	0-0-0	0	0	0	0	0	0	3
30 Bullock, DeAndrea	0-3	0-2	1-2	0-0-0	1	1	0	1	0	0	12
42 Nixon, Montinique	0-0	0-0	0-0	0-2-2	1	0	0	1	2	0	8
TEAM				4-3-7							
Totals	12-46	4-16	15-22	11-20-31	17	43	9	26	5	5	200
TOTAL FG%	1st Half: 7-25 28.0%	2nd Half: 5-21 23.8%	Game: 26.1%								
3-PT FG%	1st Half: 2-8 25.0%	2nd Half: 2-8 25.0%	Game: 25.0%								
F Throw %	1st Half: 6-8 75.0%	2nd Half: 9-14 64.3%	Game: 68.2%								

HOME TEAM: Georgia Tech 4-3

No Player Name	FG	3FG	FT	O-D-T	PF	TP	A	TO	BK	S	MIN
21 Mitchell, Janie	6-12	0-0	3-3	2-4-6	3	15	2	1	0	1	20
43 Nnamaka, Chioma	5-12	4-9	0-0	2-1-3	4	14	3	3	0	1	26
34 Androssi, Brigitte	2-5	0-0	2-2	1-2-3	4	6	1	1	0	1	19
03 Higgs, Stephanie	7-11	0-2	2-3	2-3-5	2	16	4	2	0	1	29
25 Wilson, Ketrina	2-7	0-0	4-4	2-3-5	3	8	1	2	2	1	20
01 Williams, Jacqua	5-8	1-1	3-3	3-4-7	3	14	2	2	0	4	26
05 Ingram, Jill	0-2	0-1	0-0	0-3-3	0	0	2	1	0	0	18
12 Turner, Tabitha	0-4	0-0	2-2	2-1-3	2	2	0	2	0	0	16
33 Blackmon, Tiffany	2-4	0-0	0-0	0-0-0	4	4	0	0	0	1	11
45 Mitchell, Daphne	1-5	0-0	0-0	3-1-4	1	2	0	1	0	0	15
TEAM				2-4-6							
Totals	30-70	5-13	16-17	19-26-45	26	81	15	15	2	10	200
TOTAL FG%	1st Half: 13-32 40.6%	2nd Half: 17-38 44.7%	Game: 42.9%								
3-PT FG%	1st Half: 2-8 25.0%	2nd Half: 3-5 60.0%	Game: 38.5%								
F Throw %	1st Half: 4-4 100%	2nd Half: 12-13 92.3%	Game: 94.1%								

Teams	1	2	Total
Kennesaw State	22	21	43
Georgia Tech	32	49	81

Officials: Nan Sisk, Lisa Ruggs, Mark Zent. Technical fouls: Kennesaw State-None. Georgia Tech-None. Attendance: 482

Game 8 - Kennesaw State vs Clemson Tigers December 10, 2006 at Clemson, SC (Littlejohn Coliseum)

VISITORS: Kennesaw State 3-5

No Player Name	FG	3FG	FT	O-D-T	PF	TP	A	TO	BK	S	MIN
12 Robinson, Jade	4-12	3-7	0-0	0-4-4	3	11	8	1	0	1	33
20 Lockett, Gia	0-2	0-1	0-0	1-3-4	1	0	4	0	0	1	18
22 Gaye, Ngoneh	7-12	0-0	1-2	2-9-1	2	15	0	4	0	2	39
25 Johnson, Ashley	1-7	1-3	2-2	2-1-3	4	5	4	3	1	0	36
40 Seacore, Stephanie	5-7	0-0	0-2	2-2-4	4	10	0	6	0	2	30
24 Baker, Jennifer	6-16	4-9	0-1	3-1-4	2	16	1	2	1	0	21
30 Bullock, DeAndrea	2-8	1-4	0-0	2-1-3	1	5	0	2	0	1	21
42 Nixon, Montinique	0-0	0-0	0-2	0-0-0	0	0	0	0	0	0	2
TEAM				2-3-5							
Totals	25-64	9-24	3-9	14-24-38	17	62	17	18	2	7	200
TOTAL FG%	1st Half: 9-30 30.0%	2nd Half: 16-34 47.1%	Game: 39.1%								
3-PT FG%	1st Half: 3-12 25.0%	2nd Half: 6-12 50.0%	Game: 37.5%								
F Throw %	1st Half: 3-8 37.5%	2nd Half: 0-1 0.0%	Game: 33.3%								

HOME TEAM: Clemson Tigers 4-6

HOME TEAM: Clemson Tigers												
No	Player Name	FG	3FG	FT	O-D-T	PF	TP	A	TO	BK	S	MIN
11	Hardy, Lela	6-10	0-1	1-3	2-6-8	2	13	3	3	0	3	28
23	Lloyd, D'Leshia	5-18	0-0	0-0	7-4-11	1	10	1	1	2	0	29
30	Davis, Moreemi	2-3	0-0	3-4	4-5-9	4	7	1	1	0	0	20
04	Brown, Christy	3-9	1-3	3-4	1-4-5	2	10	2	1	1	2	33
12	Taylor, Tasha	3-8	0-1	2-2	1-0-1	2	8	3	3	0	2	29
02	Aulfray, Alexis	0-0	0-0	0-0	0-0-0	0	0	3	0	0	0	11
20	Yenser, Susan	3-10	1-4	0-0	2-1-3	0	7	2	2	1	1	16
24	Jenkins, Ashley	0-0	0-0	0-0	0-3-3	0	0	1	0	0	0	8
43	Spray, Emily	3-6	1-3	2-2	0-0-0	1	9	0	1	0	2	12
50	Bradshaw, Adrienne	2-9	0-0	3-4	2-3-5	2	7	0	1	2	0	15
TEAM		5-1-6										
Totals		27-73	3-12	14-19	24-27-51	14	71	16	13	6	10	20
TOTAL FG%		1st Half: 13-39 33.3%		2nd Half: 14-34 41.2%		Game: 37.0%						
3-Pt. FG%		1st Half: 3-7 42.9%		2nd Half: 0-5 0.0%		Game: 25.0%						
F Throw %		1st Half: 9-12 75.0%		2nd Half: 5-7 71.4%		Game: 73.7%						

2006-07 Kennesaw State Box Scores

Game 9 - Charleston Southern vs Kennesaw State December 16, 2006 at Kennesaw, Ga. (Convocation Center)

VISITORS: Charleston Southern 3-6

No Player Name	FG	3FG	FT	O-D-T	PF	TP	A	TO	BK	S	MIN
04 Almore, Tajiann	2-7	0-0	0-0	0-0-0	3	4	2	3	0	1	20
10 Potts, Rachel	0-4	0-0	1-2	1-4-5	4	1	3	1	0	1	31
12 Small, Shaunte	3-5	1-1	2-2	1-2-3	2	9	1	0	3	2	34
20 Wicker, Keena	7-16	0-0	5-7	2-6-8	3	19	1	1	0	2	37
32 Tolbert, Pam	4-13	3-9	2-2	0-4-4	0	13	3	4	0	2	37
03 Caldwell, Natalie	9-14	1-1	1-1	2-2-4	0	20	3	4	0	1	29
22 Hudson, Brittany	0-0	0-0	0-0	0-0-0	0	0	0	0	0	0	6
30 James, Amber	0-2	0-0	0-0	0-0-0	1	0	0	2	0	0	6

TEAM				4-3-7							
Totals	25-61	5-11	11-14	10-21-31	13	66	13	15	3	9	200
TOTAL FG%	1st Half: 10-31 32.3%	2nd Half: 15-30 50.0%	Game: 41.0%								
3-Pt. FG%	1st Half: 2-5 40.0%	2nd Half: 3-6 50.0%	Game: 45.5%								
F Throw %	1st Half: 4-5 80.0%	2nd Half: 7-9 77.8%	Game: 78.6%								

HOME TEAM: Kennesaw State 3-6

No Player Name	FG	3FG	FT	O-D-T	PF	TP	A	TO	BK	S	MIN
12 Robinson, Jade	3-8	3-5	0-0	1-3-4	3	9	2	6	0	3	25
22 Gaye, Ngonah	2-6	0-0	2-2	1-5-6	1	6	0	1	2	0	17
24 Baker, Jennifer	2-11	0-3	0-0	2-1-3	1	4	2	3	0	1	23
25 Johnson, Ashley	1-4	0-1	0-2	0-2-2	3	2	5	7	0	2	39
40 Seacore, Stephanie	8-15	0-0	0-0	1-4-5	3	16	0	1	0	2	35
20 Lockett, Gia	2-3	1-2	0-0	0-4-4	1	5	3	1	0	0	16
30 Bullock, DeAndrea	1-5	1-3	7-8	1-1-2	0	10	0	0	0	0	18
42 Nixon, Montinique	2-5	0-0	0-0	4-3-7	3	4	0	3	2	0	28

TEAM				6-3-9							
Totals	21-57	5-14	9-12	16-26-42	15	56	12	23	4	8	201
TOTAL FG%	1st Half: 7-24 29.2%	2nd Half: 14-33 42.4%	Game: 36.8%								
3-Pt. FG%	1st Half: 1-4 25.0%	2nd Half: 4-10 40.0%	Game: 35.7%								
F Throw %	1st Half: 5-6 83.3%	2nd Half: 4-6 66.7%	Game: 75.0%								

Teams	1	2	Total
Charleston Southern	25	40	66
Kennesaw State	20	36	56

Officials: Kelly Johnson, Tim Maddock, Jeff McNeil. Technical fouls: Charleston Southern-None. Kennesaw State-None. Attendance: 387

Game 10 - Kennesaw State vs Austin Peay December 19, 2006 at Clarksville, Tenn (Dave Aaron Arena)

VISITORS: Kennesaw State (4-6)

No Player Name	FG	3FG	FT	O-D-T	PF	TP	A	TO	BK	S	MIN
40 Seacore, Stephanie	7-10	0-0	2-4	2-7-9	2	16	1	5	0	3	38
42 Nixon, Montinique	0-1	0-0	0-0	1-1-2	2	0	0	2	0	1	16
12 Robinson, Jade	2-6	2-5	3-4	0-5-5	2	9	4	3	1	1	31
24 Baker, Jennifer	5-14	3-6	0-0	1-4-5	3	13	3	6	0	1	35
25 Johnson, Ashley	0-4	0-1	0-0	0-2-2	2	0	1	4	1	1	30
20 Lockett, Gia	3-4	2-2	0-0	1-0-1	1	8	2	4	0	3	21
30 Bullock, DeAndrea	4-7	0-0	2-2	2-0-2	3	10	0	2	0	0	29

TEAM				8-8-2							
Totals	21-46	7-14	7-10	7-27-34	15	56	11	28	2	10	200
TOTAL FG%	1st Half: 15-25 60.0%	2nd Half: 6-21 28.6%	Game: 45.7%								
3-Pt. FG%	1st Half: 5-9 55.6%	2nd Half: 2-5 40.0%	Game: 50.0%								
F Throw %	1st Half: 1-1 100%	2nd Half: 6-9 66.7%	Game: 70.0%								

HOME TEAM: Austin Peay 2-9

No Player Name	FG	3FG	FT	O-D-T	PF	TP	A	TO	BK	S	MIN
15 Reese, Ken	2-5	0-0	1-6	2-0-2	0	5	0	2	0	0	13
24 Link, Breana	2-7	0-0	0-0	4-4-8	3	4	0	4	1	3	24
55 Reeves, Kellea	3-6	0-0	4-4	1-4-5	3	10	1	2	0	0	19
14 McGee, Ashlee	4-10	0-2	2-2	0-3-3	3	10	0	4	0	2	36
31 Hale, Sandra	2-9	0-4	0-0	2-2-4	1	4	2	5	0	2	39
04 Goetzke, Jacki	1-2	0-1	0-0	1-0-1	1	2	0	0	0	0	13
12 Anderson, Megan	0-1	0-1	0-0	0-0-0	0	0	0	1	0	0	4
20 Benford, Tiffany	0-0	0-0	0-0	0-0-0	1	0	0	0	0	0	4
23 Bacon, Amber	2-3	0-1	0-0	0-1-1	0	4	0	0	0	0	10
34 Jamen, Nicole	1-4	0-0	0-0	0-0-0	2	2	1	2	0	0	15
42 Watson, Alicia	2-9	0-2	4-4	2-4-6	2	8	1	1	1	2	23

TEAM				1-3-4							
Totals	19-56	0-11	11-16	13-21-34	16	49	5	21	2	9	200
TOTAL FG%	1st Half: 9-29 31.0%	2nd Half: 10-27 37.0%	Game: 33.9%								
3-Pt. FG%	1st Half: 0-8 0.0%	2nd Half: 0-3 0.0%	Game: 0.0%								
F Throw %	1st Half: 4-7 57.1%	2nd Half: 7-9 77.8%	Game: 68.8%								

Teams	1	2	Total
Kennesaw State	36	20	56
Austin Peay	22	27	49

Officials: Jay Davis (R), Tony Mannes, Courtney Walker. Technical fouls: Kennesaw State-Baker, Jennifer. Austin Peay-Link, Breana. Attendance: 325

Game 11 - Kennesaw State vs UNC Asheville December 29, 2006 at Macon, Ga. (University Center)

VISITORS: Kennesaw State 4-7

No Player Name	FG	3FG	FT	O-D-T	PF	TP	A	TO	BK	S	MIN
55 Hollis, Rosetta	6-14	0-0	6-6	5-4-9	3	18	0	3	0	0	29
40 Seacore, Stephanie	5-13	0-1	1-1	6-3-9	5	11	3	6	0	0	23
12 Robinson, Jade	4-11	1-5	1-4	2-6-8	4	10	3	2	0	1	36
24 Baker, Jennifer	2-4	2-2	0-0	0-0-0	0	6	2	1	0	0	9
25 Johnson, Ashley	2-5	0-2	1-1	1-5-6	4	5	3	3	0	2	29
20 Lockett, Gia	4-8	2-3	3-4	1-2-3	2	13	0	0	1	2	32
30 Bullock, DeAndrea	5-13	0-5	1-3	2-2-4	3	11	0	5	1	0	30
42 Nixon, Montinique	1-4	0-0	0-0	2-2-4	3	2	0	1	0	0	12

TEAM				4-3-7							
Totals	29-72	5-18	13-19	23-27-50	24	76	11	22	2	5	200
TOTAL FG%	1st Half: 13-32 40.6%	2nd Half: 16-40 40.0%	Game: 40.3%								
3-Pt. FG%	1st Half: 3-7 42.9%	2nd Half: 2-11 18.2%	Game: 27.8%								
F Throw %	1st Half: 5-10 50.0%	2nd Half: 8-9 88.9%	Game: 68.4%								

HOME TEAM: UNC Asheville 6-6

No Player Name	FG	3FG	FT	O-D-T	PF	TP	A	TO	BK	S	MIN
10 Eider, Amanda	7-12	0-0	6-6	3-2-5	3	20	2	1	2	0	25
13 Barton, Ashton	6-11	2-2	7-8	3-3-6	1	21	0	3	0	0	29
20 Hendley, Brittany	5-8	2-5	3-4	2-4-6	2	15	4	2	0	2	36
23 Baker, Ana	1-8	0-2	4-4	3-2-5	4	6	1	0	0	5	30
42 Baldwin, Kate	4-12	4-9	2-2	1-4-5	3	14	2	4	2	0	33
14 Jones, Kyla	0-2	0-1	0-0	0-0-0	0	0	0	1	0	0	3
22 Williams, Rachel	0-0	0-0	0-0	1-1-2	2	0	0	1	0	0	9
24 Monroe, Jessica	1-5	0-0	0-0	1-0-1	0	2	0	1	0	1	10
33 Young, Leslie	1-2	0-0	0-0	0-1-1	0	2	0	1	0	0	8
50 Shepherd, Stacy	1-7	0-0	1-4	2-2-4	2	3	2	0	0	0	17

TEAM				2-4-6							
Totals	26-67	8-19	23-28	18-23-41	17	83	11	15	4	8	200
TOTAL FG%	1st Half: 14-32 43.8%	2nd Half: 12-35 34.3%	Game: 38.8%								
3-Pt. FG%	1st Half: 5-10 50.0%	2nd Half: 3-9 33.3%	Game: 42.1%								
F Throw %	1st Half: 4-8 50.0%	2nd Half: 19-20 95.0%	Game: 82.1%								

Teams	1	2	Total
Kennesaw State	34	42	76
UNC Asheville	37	46	83

Officials: Daniel Mitchell, Rashon Smith, Gwyn Garth. Technical fouls: Kennesaw State-None. UNC Asheville-None. Attendance: 24

Game 12 - Kennesaw State vs Savannah State December 30, 2006 at Macon, Ga. (University Center)

VISITORS: Kennesaw State 5-7

No Player Name	FG	3FG	FT	O-D-T	PF	TP	A	TO	BK	S	MIN
55 Hollis, Rosetta	8-14	0-0	6-8	8-10-18	2	22	2	3	0	3	37
40 Seacore, Stephanie	1-4	0-0	0-0	1-2-3	2	2	0	3	0	2	16
12 Robinson, Jade	4-12	3-8	2-3	0-3-3	4	13	5	3	0	4	32
20 Lockett, Gia	6-16	3-6	3-5	1-1-2	2	18	2	2	0	2	34
25 Johnson, Ashley	2-10	0-4	0-0	0-1-1	3	4	6	2	0	0	39
30 Bullock, DeAndrea	2-6	0-4	9-11	5-2-7	1	13	2	1	0	0	31
42 Nixon, Montinique	1-4	0-0	0-0	3-3-6	2	2	0	3	0	0	11

TEAM				1-3-4							
Totals	24-66	6-22	20-27	19-25-44	16	74	17	18	0	11	200
TOTAL FG%	1st Half: 9-30 30.0%	2nd Half: 15-36 41.7%	Game: 36.4%								
3-Pt. FG%	1st Half: 1-10 10.0%	2nd Half: 5-12 41.7%	Game: 27.3%								
F Throw %	1st Half: 13-16 81.3%	2nd Half: 7-11 63.6%	Game: 74.1%								

HOME TEAM: Savannah State 6-8

No	Player Name	FG	3FG	FT	O-D-T	PF	TP	A	TO	BK	S	MIN
05	Williams, Antoinette	6-9	1-1	3-4	1-6-7	2	16	0	3	0	3	36
22	Carter, Shaunte	4-10	0-0	0-0	1-4-5	3	8	1	2	0	1	22
24	James, Latoya	0-2	0-0	2-2	2-2-4	1	2	0	3	0	1	17
20	Smith, Ivy	5-11	1-4	5-7	0-6-6	5	16	7	6	0	3	35
21	West, Amber	2-6	1-4	0-0	0-2-2	3	5	1	0	0	0	22
12	Johnson, Milan	7-12	2-4	1-1	2-6-8	4	17	0	6	1	2	31
15	Smith, Kiana	0-1	0-0	0-0	1-0-1	1	0	0	0	0	0	13
25	Jones, Shmika	0-3	0-2	2-2	1-2-3	0	2	1	4	0	0	24
TEAM												

2006-07 Kennesaw State State Box Scores

Game 13 - Belmont vs Kennesaw State January 4, 2007 at Kennesaw, Ga. (Convocation Center)

VISITORS: Belmont 8-4, 3-8

No Player Name	FG	3FG	FT	O-D-T	PF	TP	A	TO	BK	S	MIN
22 Clark, Alysha	5-6	0-0	4-4	2-7-9	4	14	1	2	0	0	19
41 Bobbitt, Jessica	1-2	0-0	2-2	1-6-7	4	4	0	5	2	0	21
01 Strayhorn, Shaunda	3-10	1-6	6-8	0-0-0	1	13	5	3	0	4	33
21 Cowley, Laura	2-6	2-4	2-3	0-3-3	3	8	2	4	0	2	32
23 Jones, Angel	0-1	0-0	0-0	0-1-1	2	0	0	0	0	0	12
05 Myers, Brittany	4-6	2-4	0-0	1-1-2	1	10	4	1	0	0	20
15 Bunch, Kristin	0-0	0-0	0-0	0-1-1	1	0	0	1	0	0	6
20 Rockwell, Amber	1-5	1-4	0-0	1-1-2	1	3	0	1	0	2	17
30 Bockey, Destri	2-6	1-3	0-1	3-2-5	0	5	2	2	2	2	22
32 Sunday, Brooke	1-4	0-0	0-0	2-1-3	2	2	0	2	1	0	15
34 Roof, Angela	1-1	0-0	1-2	1-0-1	1	3	0	0	0	0	3
TEAM				2-4-6							
Totals	20-47	7-21	15-20	13-27-40	20	62	14	23	5	10	200
TOTAL FG%	1st Half: 4-20 20.0%	2nd Half: 16-27 59.3%			Game: 42.6%						
3-PT FG%	1st Half: 2-10 20.0%	2nd Half: 5-11 45.5%			Game: 33.3%						
F Throw %	1st Half: 8-12 66.7%	2nd Half: 7-8 87.5%			Game: 75.0%						

HOME TEAM: Kennesaw State 5-8, 1-2

No Player Name	FG	3FG	FT	O-D-T	PF	TP	A	TO	BK	S	MIN
55 Hollis, Rosetta	6-15	0-0	3-5	6-1-7	3	15	0	2	0	1	27
40 Soeare, Stephanie	5-11	0-0	2-3	3-4-7	5	12	0	6	0	2	34
12 Robinson, Jade	2-7	1-5	1-3	1-1-2	5	6	3	4	0	0	29
20 Lockett, Gia	3-10	0-3	1-2	0-1-1	0	7	1	1	0	2	32
25 Johnson, Ashley	0-7	0-1	0-0	0-4-4	3	0	2	3	0	0	29
30 Bullock, DeAndrea	2-5	0-1	2-7	2-2-4	2	6	2	2	0	1	30
42 Nixon, Montinique	1-4	0-0	1-2	3-1-4	1	3	0	0	1	1	19
TEAM				5-2-7							
Totals	19-59	1-10	10-22	20-16-36	19	49	8	20	1	7	200
TOTAL FG%	1st Half: 10-33 30.3%	2nd Half: 9-26 34.6%			Game: 32.2%						
3-PT FG%	1st Half: 1-4 25.0%	2nd Half: 0-6 0.0%			Game: 10.0%						
F Throw %	1st Half: 5-12 41.7%	2nd Half: 5-10 50.0%			Game: 45.5%						

Teams	1	2	Total
Belmont	18	44	62
Kennesaw State	26	23	49

Officials: Doug Cloud, Kurtis Berry, Mary Maddox. Technical fouls: Belmont-None. Kennesaw State-None. Attendance: 612

Game 14 - Lipscomb vs Kennesaw State January 7, 2007 at Kennesaw, Ga. (Convocation Center)

VISITORS: Lipscomb 3-11, 1-3

No Player Name	FG	3FG	FT	O-D-T	PF	TP	A	TO	BK	S	MIN
12 Martin, Julie	2-7	2-4	0-0	2-0-2	2	6	2	0	0	1	28
22 Partin, Julian	4-9	1-1	0-0	4-4-8	3	9	1	5	0	0	30
43 Jones, Penny	6-14	1-1	3-4	5-3-8	5	16	3	2	1	0	34
10 Carrigan, Dana	3-11	3-9	0-0	0-0-0	2	9	5	2	1	4	32
24 Woods, Katie	8-17	5-10	0-0	0-4-4	1	21	3	0	0	1	38
04 Head, Keirstin	0-0	0-0	0-0	0-0-0	0	0	0	1	0	1	2
14 Foster, Katie	0-0	0-0	0-0	0-0-0	1	0	0	1	0	0	0+
20 McGowan, Toia	0-3	0-1	0-0	1-0-1	1	0	0	2	1	0	10
44 Davis, Rachel	1-4	0-0	2-5	1-1-2	2	4	1	3	0	0	15
51 Rollins, Katie	2-4	0-1	0-1	1-1-2	0	4	0	1	0	0	5
54 Viehmann, Rachel	1-2	0-0	0-0	1-1-2	2	2	0	0	0	0	6
TEAM				4-3-7							
Totals	27-71	12-27	5-10	19-17-36	19	71	15	17	3	7	200
TOTAL FG%	1st Half: 11-29 37.9%	2nd Half: 16-42 38.1%			Game: 38.0%						
3-PT FG%	1st Half: 5-12 41.7%	2nd Half: 7-15 46.7%			Game: 44.4%						
F Throw %	1st Half: 3-5 60.0%	2nd Half: 2-5 40.0%			Game: 50.0%						

HOME TEAM: Kennesaw State 6-8, 2-2

No Player Name	FG	3FG	FT	O-D-T	PF	TP	A	TO	BK	S	MIN
12 Robinson, Jade	4-8	1-3	5-5	1-1-2	2	14	1	0	0	0	21
55 Hollis, Rosetta	6-8	0-0	1-2	2-2-4	2	13	2	5	3	2	23
40 Soeare, Stephanie	4-5	0-0	7-8	2-4-6	4	15	0	0	1	1	18
20 Lockett, Gia	1-6	0-2	0-0	1-5-6	1	2	3	2	0	0	23
25 Johnson, Ashley	0-10	0-2	7-8	1-2-3	0	7	4	1	0	2	35
23 Martin, Katie	0-0	0-0	0-0	0-0-0	0	0	0	0	0	0	2
24 Baker, Jennifer	6-12	3-5	2-4	3-3-6	2	17	4	4	0	1	27
30 Bullock, DeAndrea	2-8	0-1	0-0	2-3-5	0	4	0	2	1	0	24
42 Nixon, Montinique	5-10	0-0	0-0	4-6-0	3	10	1	0	3	1	27
TEAM				4-3-7							
Totals	28-67	4-13	22-27	20-29-49	14	82	15	15	8	7	200
TOTAL FG%	1st Half: 12-39 30.8%	2nd Half: 16-28 57.1%			Game: 41.8%						
3-PT FG%	1st Half: 2-8 25.0%	2nd Half: 2-5 40.0%			Game: 30.8%						
F Throw %	1st Half: 5-6 83.3%	2nd Half: 17-21 81.0%			Game: 81.5%						

Teams	1	2	Total
Lipscomb	30	41	71
Kennesaw State	31	51	82

Officials: Susan Bargo, Greg Norton, Tim Godbe. Technical fouls: Lipscomb-None. Kennesaw State-None. Attendance: 254

Game 15 - Kennesaw State vs Gardner-Webb January 11, 2007 at Boiling Springs, N.C. (Paul Porter Arena)

VISITORS: Kennesaw State 6-9, 2-3

No Player Name	FG	3FG	FT	O-D-T	PF	TP	A	TO	BK	S	MIN
12 Robinson, Jade	1-12	1-5	0-0	2-3-5	2	3	2	4	0	3	29
24 Baker, Jennifer	4-15	2-5	4-4	3-6-9	4	14	1	0	0	1	31
25 Johnson, Ashley	0-6	0-0	0-0	0-4-4	2	0	0	3	0	2	32
40 Soeare, Stephanie	1-9	0-0	6-9	5-3-8	3	8	0	6	0	2	28
55 Hollis, Rosetta	3-13	0-0	3-6	4-3-7	3	9	0	1	0	1	27
20 Lockett, Gia	1-4	0-1	0-0	2-1-3	1	2	0	1	0	0	12
23 Martin, Katie	0-0	0-0	0-0	0-0-0	0	0	0	0	0	0	1
30 Bullock, DeAndrea	0-2	0-1	0-0	0-0-0	2	0	1	0	0	0	14
42 Nixon, Montinique	4-7	0-0	0-0	4-3-7	5	8	0	2	1	2	26
TEAM				1-4-5							
Totals	14-68	3-12	13-19	21-27-48	22	44	4	17	1	11	200
TOTAL FG%	1st Half: 7-32 21.9%	2nd Half: 7-36 19.4%			Game: 20.6%						
3-PT FG%	1st Half: 2-7 28.6%	2nd Half: 1-5 20.0%			Game: 25.0%						
F Throw %	1st Half: 6-7 85.7%	2nd Half: 7-12 58.3%			Game: 68.4%						

HOME TEAM: Gardner-Webb 5-10, 2-2

No Player Name	FG	3FG	FT	O-D-T	PF	TP	A	TO	BK	S	MIN
04 Burnett, Meranda	1-7	1-2	0-0	0-2-2	1	3	1	3	0	1	30
11 Kelly, Candysse	3-12	0-4	3-4	3-2-5	1	9	4	5	1	1	31
23 Boyce, Brittany	0-2	0-1	1-2	1-4-5	3	1	0	6	0	1	20
32 Smith, Shameka	2-5	0-0	4-8	2-10-12	4	8	1	3	1	0	23
44 Harmon, Brittany	3-8	0-0	3-4	0-8-8	1	9	1	1	3	0	33
21 Sturdivant, Nova	1-2	1-2	0-0	0-3-3	1	3	3	4	0	1	20
24 Roundtree, Margaret	3-6	1-2	1-2	0-2-2	1	8	0	1	0	0	17
42 Sprouse, Jenny	2-4	2-4	3-3	0-1-1	0	9	0	1	0	0	16
45 Carter, LaToya	1-1	0-0	0-0	1-2-3	4	2	1	1	0	0	10
TEAM				3-2-5							
Totals	16-47	5-15	15-23	10-36-46	16	52	11	25	5	4	200
TOTAL FG%	1st Half: 9-26 34.6%	2nd Half: 7-21 33.3%			Game: 34.0%						
3-PT FG%	1st Half: 3-7 42.9%	2nd Half: 2-8 25.0%			Game: 33.3%						
F Throw %	1st Half: 5-8 62.5%	2nd Half: 10-15 66.7%			Game: 65.2%						

Teams	1	2	Total
Kennesaw State	22	22	44
Gardner-Webb	26	26	52

Officials: William Parker, Ryan Freeman, Thomas Baldinelli. Technical fouls: KSU-None. Gardner-Webb University-None. Attendance:

Game 16 - Kennesaw State vs Campbell January 13, 2007 at Buies Creek, N.C. (Carter Gym)

VISITORS: Kennesaw State 7-9, 3-3

No Player Name	FG	3FG	FT	O-D-T	PF	TP	A	TO	BK	S	MIN
40 Soeare, Stephanie	4-10	0-0	1-2	4-3-7	4	9	1	1	0	3	28
42 Nixon, Montinique	3-5	0-0	3-4	1-2-3	3	9	0	3	1	1	21
12 Robinson, Jade	5-10	3-7	0-0	1-2-3	4	13	3	1	0	1	29
24 Baker, Jennifer	5-11	4-5	3-5	4-2-6	1	17	10	8	0	1	39
25 Johnson, Ashley	3-7	0-1	3-4	1-4-5	2	9	4	0	0	5	37
20 Lockett, Gia	1-5	0-1	2-2	0-1-1	1	4	1	0	0	2	11
23 Martin, Katie	0-1	0-1	0-0	0-0-0	0	0	0	0	0	0	0+
30 Bullock, DeAndrea	0-4	0-3	2-2	2-1-3	1	2	1	1	0	1	13
55 Hollis, Rosetta	7-8	0-0	5-5	2-4-6	4	19	1	3	0	2	22
TEAM				2-3-5							
Totals	28-61	7-18	19-24	17-22-39	20	82	21	18	1	16	200
TOTAL FG%	1st Half: 14-30 46.7%	2nd Half: 14-31 45.2%			Game: 45.9%						
3-PT FG%	1st Half: 5-10 50.0%	2nd Half: 2-8 25.0%			Game: 38.9%						
F Throw %	1st Half: 11-12 91.7%	2nd Half: 8-12 66.7%			Game: 79.2%						

HOME TEAM: Campbell 3-12, 1-4

No	Player Name	FG	3FG	FT	O-D-T	PF	TP	A	TO	BK	S	MIN		
50	Murphy, Mariena	3-6	0-0	6-9	7-4-11	4	12	0	2	1	2	30		
41	Rieley, Adrienne	2-6	0-0	0-0	2-1-3	2	4	3	0	1	0	31		
11	Oliver, Taylor	0-4	0-3	0-0	2-3-5	3	0	5	2	0	1	18		
12	Arthur, Lauren	6-10	3-7	0-0	0-1-1	1	15	1	3	0	1	18		
14	Blackwell, Octavia	3-10	0-4	4-4	2-3-5	3	10	3	6	0	1	29		
04	Graham, Kristin	0-1	0-1	0-0	0-1-0	0	0	1	0	0	0	5		
10	Dickson, Letitia	8-11	6-8	0-0	0-0-0	3	22	1	2	0	2	34		
20	Hufstetler, Kelly	0-0	0-0	0-0	0-0-0	0	0	0	1	0	0	3		
21	Smithberger, Lindsay	0-0	0-0	0-0	0-1-1	0	0	0	2	0	0	8		
24	Williamson, Ashley	0-0	0-0	0-0	0-0-0	1	0	0	0	0	0	1		
30	Rich, Maggie	0-4	0-2	0-2	0-2-2	2	0	1	2	0	0	11		
40	Bell, Gara	1-3	0-0	3-5	1-0-1	2	5	0	2	3	2	12		
TEAM														
Totals		23-55		9-25 13-20		14-17-31		21	68	15	22	5	9	20
TOTAL FG%		1st Half: 7-23 30.4%		2nd Half: 16-32 50.0%		Game: 41.8%								
3-PT FG%		1st Half: 4-12 33.3%		2nd Half: 5-13 38.5%		Game: 36.0%								
F Throw %		1st Half: 6-12 50.0%		2nd Half: 7-8 87.5%		Game: 65.0%								

2006-07 Kennesaw State Box Scores

Game 17 - Jacksonville vs Kennesaw State January 18, 2007 at Kennesaw, Ga. (Convocation Center)

VISITORS: Jacksonville 19-6, 4-2

No Player Name	FG	3FG	FT	O-D-T	PF	TP	A	TO	BK	S	MIN
15 Williams, Ashley	4-10	0-0	7-8	2-6-8	4	15	1	2	2	1	29
32 Gregoire, Virginia	8-17	2-6	3-8	3-4-7	3	21	1	3	0	1	24
21 Johnson, Deshae	2-4	0-0	0-0	1-4-5	3	4	0	2	2	0	15
11 Omole, Regina	2-5	1-3	2-4	0-2-2	3	7	3	2	0	1	28
14 Hamilton, DaVina	3-8	0-2	2-2	3-2-5	2	8	6	3	1	0	29
04 Jackson, Courtney	2-6	0-1	0-1	1-3-4	2	4	1	1	0	1	19
05 Ayers, Crystal	0-3	0-0	0-0	2-2-4	1	0	1	0	0	0	12
22 Davis, Jenane	1-2	0-0	4-6	3-0-3	0	6	0	5	0	1	9
23 Gray, Danielle	2-5	0-0	0-7	5-4-9	4	4	0	1	0	0	27
30 Grable, Crystal	1-1	0-0	0-0	0-1-1	2	2	0	0	1	0	8
TEAM				3-2-5							
Totals	25-61	3-12	18-36	23-30-53	24	71	13	20	6	5	200
TOTAL FG% 1st Half: 10-33 30.3%	2nd Half: 15-28 53.6%										
3-Pt. FG% 1st Half: 1-5 20.0%	2nd Half: 2-7 28.6%										
F Throw % 1st Half: 9-16 56.3%	2nd Half: 9-20 45.0%										
Game: 41.0%					Game: 25.0%						
Game: 50.0%											

HOME TEAM: Kennesaw State 7-10, 3-4

No Player Name	FG	3FG	FT	O-D-T	PF	TP	A	TO	BK	S	MIN
24 Baker, Jennifer	2-10	0-3	1-3	1-3-4	5	5	3	2	0	2	25
55 Hollis, Rosetta	3-10	0-0	4-10	2-1-3	4	10	1	2	0	0	23
04 Searce, Stephanie	3-4	0-0	6-6	3-4-7	4	12	2	5	0	1	27
12 Robinson, Jade	5-11	3-7	5-8	0-5-5	4	18	3	4	1	2	39
20 Lockett, Gia	4-13	1-2	0-0	3-0-3	2	9	1	3	1	2	33
30 Bullock, DeAndrea	3-9	0-2	3-5	0-1-1	3	9	0	2	1	0	28
42 Nixon, Montinique	2-3	0-0	0-1	6-7-3	5	4	0	1	2	1	25
TEAM				2-2-4							
Totals	22-60	4-14	19-33	17-23-40	27	67	10	19	5	8	200
TOTAL FG% 1st Half: 11-31 35.5%	2nd Half: 11-29 37.9%										
3-Pt. FG% 1st Half: 2-6 33.3%	2nd Half: 2-8 25.0%										
F Throw % 1st Half: 7-13 53.8%	2nd Half: 12-20 60.0%										
Game: 36.7%					Game: 28.6%						
Game: 57.6%											

Teams	1	2	Total
Jacksonville	30	41	71
Kennesaw State	31	36	67

Officials: Courtney Walker, Kevin Self, Tim Buckner. Technical fouls: Jacksonville-None. Kennesaw State-None. Attendance: 442

Game 18 - North Florida vs Kennesaw State January 20, 2007 at Kennesaw, Ga. (Convocation Center)

VISITORS: North Florida 3-14, 2-5

No Player Name	FG	3FG	FT	O-D-T	PF	TP	A	TO	BK	S	MIN
20 Bowen, Jennifer	5-12	0-1	6-10	3-3-6	3	16	3	2	0	0	27
33 Woolfolk, Cecilia	3-3	2-2	0-1	0-2-2	1	8	0	4	0	1	13
14 Guldager, Jennifer	5-8	0-0	2-4	4-3-7	4	12	0	2	0	0	32
01 Andrews, Denisia	5-9	0-2	2-4	0-2-2	2	12	4	6	0	4	38
02 MOORE, Shandrea	2-7	1-1	2-2	0-4-4	5	7	4	5	0	0	33
11 Tancoska, Jaclyn	0-1	0-0	0-0	0-0-0	1	0	0	1	0	0	15
12 Williams, Tiffany	0-1	0-0	0-0	0-0-0	1	0	0	0	0	0	4
23 Sheffield, Shennette	0-2	0-0	2-4	4-1-5	3	2	0	3	0	0	19
40 Schmitt, Alisha	0-1	0-0	0-0	0-0-0	0	0	0	1	0	0	4
32 Preston, Sabrina	1-2	0-0	0-0	0-0-0	1	2	0	1	1	0	3
44 Strozier, Shaina	0-2	0-0	4-4	0-1-1	2	4	1	1	0	0	10
54 Windham, Willonda	1-2	0-0	3-4	3-5-8	2	5	1	1	0	0	27
TEAM				4-6-10							
Totals	22-50	3-6	21-33	18-27-45	25	68	13	28	1	5	225
TOTAL FG% 1st Half: 9-23 39.1%	2nd Half: 10-19 52.6%										
3-Pt. FG% 1st Half: 1-2 50.0%	2nd Half: 1-2 50.0%										
F Throw % 1st Half: 9-12 75.0%	2nd Half: 11-15 73.3%										
Game: 37.5%					Game: 44.0%						
Game: 50.0%					Game: 63.6%						

HOME TEAM: Kennesaw State 8-10, 4-4

No Player Name	FG	3FG	FT	O-D-T	PF	TP	A	TO	BK	S	MIN
24 Baker, Jennifer	7-16	4-7	0-2	6-4-0	0	18	7	3	0	1	40
55 Hollis, Rosetta	8-15	0-0	6-10	4-2-6	4	22	1	3	0	3	34
04 Searce, Stephanie	1-6	0-0	0-2	3-1-4	2	2	0	4	0	1	18
12 Robinson, Jade	2-12	1-10	0-0	0-0-0	5	5	3	1	0	2	29
20 Lockett, Gia	1-7	1-3	3-4	4-2-6	1	6	3	0	0	3	25
23 Martin, Katie	0-0	0-0	0-0	0-0-0	0	0	0	0	0	0	3
25 Johnson, Ashley	3-5	0-1	1-3	2-2-4	4	7	4	5	0	3	35
30 Bullock, DeAndrea	0-5	0-3	2-2	1-1-2	0	2	3	0	0	1	9
42 Nixon, Montinique	4-6	0-0	3-6	3-2-5	5	11	0	3	1	0	32
TEAM				3-2-5							
Totals	26-72	6-24	15-29	26-16-42	21	73	21	20	1	14	225
TOTAL FG% 1st Half: 11-34 32.4%	2nd Half: 11-31 35.5%										
3-Pt. FG% 1st Half: 3-9 33.3%	2nd Half: 2-13 15.4%										
F Throw % 1st Half: 9-14 64.3%	2nd Half: 2-6 33.3%										
Game: 57.1%					Game: 51.7%						

Teams	1	2	OT	Total
North Florida	28	32	8	68
Kennesaw State	34	26	13	73

Officials: Nan Sisk, Greg Norton, Ty Abernathy. Technical fouls: North Florida-None. Kennesaw State-None. Attendance: 205

Game 19 - East Tennessee State vs Kennesaw State January 27, 2007 at Kennesaw, Ga. (Convocation Center)

VISITORS: East Tennessee State 12-7, 8-1

No Player Name	FG	3FG	FT	O-D-T	PF	TP	A	TO	BK	S	MIN
20 DeVault, Michele	8-10	3-4	3-3	1-1-2	3	22	2	5	0	1	30
24 Norman, Jenny	3-7	0-0	1-2	2-2-4	4	7	3	3	0	0	22
10 Wilhot, Brooke	3-5	2-4	1-2	1-4-5	3	9	9	6	0	7	40
23 Akers, Nichelle	3-7	0-0	2-3	0-0-0	5	8	1	2	0	3	22
44 Evans, Siam	1-5	0-3	8-9	3-7-10	3	10	4	7	1	2	32
03 Moring, Holly	0-2	0-1	2-2	0-1-1	0	2	0	0	1	0	9
32 Thompson, Devin	8-10	0-0	2-5	1-4-5	4	18	0	4	1	1	22
34 Turman, Kelly	7-12	0-0	5-6	3-3-6	1	19	4	3	0	1	23
TEAM				3-3-6							
Totals	33-58	5-12	24-32	14-25-39	23	95	23	30	3	15	200
TOTAL FG% 1st Half: 18-30 60.0%	2nd Half: 15-28 53.6%										
3-Pt. FG% 1st Half: 5-9 55.6%	2nd Half: 0-3 0.0%										
F Throw % 1st Half: 9-11 81.8%	2nd Half: 15-21 71.4%										
Game: 56.9%					Game: 41.7%						
Game: 75.0%											

HOME TEAM: Kennesaw State 8-11, 4-5

No Player Name	FG	3FG	FT	O-D-T	PF	TP	A	TO	BK	S	MIN
40 Searce, Stephanie	5-10	0-0	5-6	4-1-5	3	15	1	4	0	2	36
55 Hollis, Rosetta	7-13	0-1	4-5	2-1-3	4	18	2	1	0	4	35
12 Robinson, Jade	4-11	1-6	2-2	2-1-3	3	11	2	2	0	1	26
24 Baker, Jennifer	6-13	2-5	5-6	2-1-3	4	19	2	3	0	2	24
25 Johnson, Ashley	2-11	0-3	2-2	0-1-1	3	6	8	3	0	2	38
20 Lockett, Gia	4-5	2-3	1-2	0-0-0	1	11	1	3	0	1	13
30 Bullock, DeAndrea	2-5	1-3	1-2	1-3-4	4	6	1	4	0	1	19
42 Nixon, Montinique	1-1	0-0	0-0	1-2-3	0	2	0	2	0	0	9
TEAM				2-4-6							
Totals	31-69	6-21	20-25	14-14-28	22	88	17	22	0	13	200
TOTAL FG% 1st Half: 15-31 48.4%	2nd Half: 16-38 42.1%										
3-Pt. FG% 1st Half: 3-9 33.3%	2nd Half: 3-12 25.0%										
F Throw % 1st Half: 6-7 85.7%	2nd Half: 14-18 77.8%										
Game: 44.9%					Game: 28.6%						
Game: 80.0%											

Team	1	2	Total
East Tennessee State	50	45	95
Kennesaw State	39	49	88

Officials: Doc Sisk, Tracy Turner, Doug Cloud. Technical fouls: East Tennessee State-None. Kennesaw State-None. Attendance: 904

Game 20 - Kennesaw State vs Lipscomb February 1, 2007 at Nashville, Tenn. (Allen Arena)

VISITORS: Kennesaw State 8-12, 4-6

2006-07 Kennesaw State Box Scores

Game 21 - KSU vs Belmont February 3, 2007 at Nashville, Tenn. (Curb Event Center)

VISITORS: Kennesaw State 8-13, 4-7

No Player Name	FG	3FG	FT	O-D-T	PF	TP	A	TO	BK	S	MIN
40 Searce, Stephanie	6-14	0-0	8-10	5-2-7	4	20	0	2	0	0	22
42 Nixon, Montinique	0-3	0-0	1-2	0-4-4	5	1	2	2	0	0	24
12 Robinson, Jade	3-16	1-9	1-1	1-6-7	3	8	4	4	0	3	34
24 Baker, Jennifer	3-10	1-6	3-5	1-1-2	5	10	0	3	0	3	23
25 Johnson, Ashley	2-7	0-2	4-4	3-3-6	4	8	4	2	0	1	29
20 Lockett, Gia	5-11	2-4	2-2	1-4-5	0	14	0	2	2	3	30
23 Martin, Katie	1-3	1-3	0-0	1-0-1	2	3	0	0	0	1	7
30 Bullock, DeAndrea	3-14	1-4	4-7	5-2-7	3	11	1	1	0	1	31

TEAM	6-4-10										
Totals	23-78	6-28	23-31	23-26-49	26	75	11	17	2	12	200
TOTAL FG%	1st Half: 11-31 35.5%	2nd Half: 12-47 25.5%			Game: 29.5%						
3-Pt. FG%	1st Half: 4-11 36.4%	2nd Half: 2-17 11.8%			Game: 21.4%						
F Throw %	1st Half: 8-11 72.7%	2nd Half: 15-20 75.0%			Game: 74.2%						

HOME TEAM: Belmont 17-4, 11-0

No Player Name	FG	3FG	FT	O-D-T	PF	TP	A	TO	BK	S	MIN
22 Clark, Alysha	9-11	1-1	12-15	8-12-20	3	31	5	3	0	2	36
33 Moore, Tereva	1-7	0-2	0-0	1-3-4	1	2	2	1	0	0	26
41 Bobbitt, Jessica	4-12	0-0	1-2	3-7-0	5	9	1	5	6	3	31
05 Myers, Brittany	0-4	0-4	3-6	2-3-5	1	3	2	4	0	1	20
15 Bunch, Kristin	4-10	2-6	0-1	2-1-3	4	10	2	1	0	1	21
01 Strayhorn, Shaunda	1-7	0-5	5-6	0-1-1	3	7	1	4	0	2	20
20 Rockwell, Amber	5-13	4-10	4-6	1-6-7	1	18	2	1	0	1	32
23 Jones, Angel	0-0	0-0	0-0	0-0-0	2	0	0	0	0	0	0+
30 Bockey, Destri	0-1	0-1	2-2	0-0-0	0	2	0	1	0	0	3
32 Sunday, Brooke	2-3	0-0	0-0	1-1-2	3	4	0	0	1	1	9
34 Roof, Angela	0-0	0-0	0-0	0-1-1	0	0	0	0	0	0	1

TEAM	3-3										
Totals	26-68	7-29	27-38	21-35-56	23	86	15	20	7	11	199
TOTAL FG%	1st Half: 11-35 31.4%	2nd Half: 15-33 45.5%			Game: 38.2%						
3-Pt. FG%	1st Half: 3-16 18.8%	2nd Half: 4-13 30.8%			Game: 24.1%						
F Throw %	1st Half: 13-19 68.4%	2nd Half: 14-19 73.7%			Game: 71.1%						

Teams	1	2	Total
Kennesaw State	34	41	75
Belmont	38	48	86

Officials: Ed Novak, Jim Vaseline, Kirk Patsell. Technical fouls: KSU-None. Belmont-None. Attendance: 470

Game 22 - Campbell vs Kennesaw State February 8, 2007 7:00 at Kennesaw, Ga. (Convocation Center)

VISITORS: Campbell 5-17, 3-9

No Player Name	FG	3FG	FT	O-D-T	PF	TP	A	TO	BK	S	MIN
50 Murphy, Marlena	4-10	0-0	3-7	6-10-16	3	11	1	1	0	1	29
41 Rieley, Adrienne	8-14	0-0	7-7	5-3-8	1	23	3	1	1	1	27
10 Dickson, Letitia	1-3	1-2	0-1	1-1-8	4	3	0	3	33		
11 Oliver, Taylor	4-13	3-7	0-0	2-2-4	3	11	0	4	0	3	29
14 Blackwell, Octavia	0-6	0-2	0-0	0-1-1	1	0	4	6	0	0	21
12 Arthur, Lauren	0-1	0-1	0-0	0-1-1	0	0	1	0	1	8	
20 Hufstetler, Kelly	0-7	0-1	0-0	2-1-3	3	0	2	1	0	0	17
21 Smithberger, Lindsay	2-5	1-3	0-0	0-1-1	3	5	3	1	0	1	23
30 Rich, Maggie	0-3	0-2	0-0	0-0-0	0	0	0	0	0	0	7
40 Bell, Gara	0-0	0-0	0-0	1-1-2	2	0	0	0	0	0	6

TEAM	2-2-3										
Totals	21-68	5-19	11-16	18-21-39	17	58	17	21	1	10	200
TOTAL FG%	1st Half: 11-33 33.3%	2nd Half: 10-35 28.6%			Game: 30.9%						
3-Pt. FG%	1st Half: 2-9 22.2%	2nd Half: 3-10 30.0%			Game: 26.3%						
F Throw %	1st Half: 6-8 75.0%	2nd Half: 5-8 62.5%			Game: 68.8%						

HOME TEAM: Kennesaw State 9-13, 5-7

No Player Name	FG	3FG	FT	O-D-T	PF	TP	A	TO	BK	S	MIN
24 Baker, Jennifer	4-10	1-6	0-0	1-1-2	3	9	1	4	0	1	27
30 Bullock, DeAndrea	3-4	1-1	1-2	0-1-1	2	8	4	0	1	2	29
40 Searce, Stephanie	5-10	0-0	5-6	3-6-9	4	15	0	1	0	1	25
12 Robinson, Jade	2-8	1-6	2-2	1-2-3	2	7	6	9	0	3	37
20 Lockett, Gia	3-9	0-3	0-0	2-0-2	0	6	1	3	0	2	31
23 Martin, Katie	1-1	1-1	0-0	0-0-0	0	3	1	0	0	0	7
42 Nixon, Montinique	2-4	0-0	1-4	2-11-13	5	5	0	3	0	1	21
55 Hollis, Rosetta	5-9	0-0	1-3	0-4-4	0	11	0	5	1	2	23

TEAM	3-4-7										
Totals	25-55	4-17	10-17	12-29-41	16	64	13	25	2	12	200
TOTAL FG%	1st Half: 12-29 41.4%	2nd Half: 13-26 50.0%			Game: 45.5%						
3-Pt. FG%	1st Half: 3-9 33.3%	2nd Half: 1-8 12.5%			Game: 23.5%						
F Throw %	1st Half: 2-4 50.0%	2nd Half: 8-13 61.5%			Game: 58.8%						

Teams	1	2	Total
Campbell	30	28	58
Kennesaw State	29	35	64

Officials: Doc Sisk, Mike Hinson, Shawn Goode. Technical fouls: Campbell-None. Kennesaw State-None. Attendance: 265

Game 23 - Gardner-Webb vs Kennesaw State February 10, 2007 at Kennesaw, GA (KSU Convocation Center)

VISITORS: Gardner-Webb 9-15, 6-7

No Player Name	FG	3FG	FT	O-D-T	PF	TP	A	TO	BK	S	MIN
04 Burnett, Meranda	3-6	1-3	0-1	0-1-1	1	7	3	6	0	0	29
11 Kelly, Candace	3-11	1-2	0-2	3-4-7	0	7	2	6	0	2	33
21 Sturdivant, Novia	0-5	0-2	0-0	0-1-1	4	0	1	2	0	0	25
23 Boyce, Brittany	0-5	0-1	0-0	1-2-3	3	0	3	2	0	0	22
24 Roundtree, Margaret	1-3	0-0	0-0	0-0-0	0	2	1	0	0	0	7
32 Smith, Shameka	5-14	0-0	8-12	6-9-15	3	18	0	5	1	3	36
42 Sprouse, Jenny	1-3	0-1	0-0	0-0-1	1	2	0	1	0	0	9
44 Harmon, Brittany	5-8	0-0	3-9	2-6-8	4	13	1	3	0	4	33
45 Carter, LaToya	0-1	0-0	0-0	1-0-1	0	0	0	2	0	0	6

TEAM	6-1-7										
Totals	18-56	2-9	11-24	19-24-43	16	49	11	27	1	9	200
TOTAL FG%	1st Half: 9-27 33.3%	2nd Half: 9-29 31.0%			Game: 32.1%						
3-Pt. FG%	1st Half: 0-2 0.0%	2nd Half: 2-7 28.6%			Game: 22.2%						
F Throw %	1st Half: 6-11 54.5%	2nd Half: 5-13 38.5%			Game: 45.8%						

HOME TEAM: Kennesaw State 10-13, 6-7

No Player Name	FG	3FG	FT	O-D-T	PF	TP	A	TO	BK	S	MIN
12 Robinson, Jade	1-8	0-4	11-11	0-4-4	2	13	4	2	0	2	40
20 Lockett, Gia	4-9	0-3	0-2	2-3-5	2	8	5	1	0	3	34
23 Martin, Katie	0-0	0-0	0-0	0-0-0	0	0	0	0	0	0	5
24 Baker, Jennifer	9-15	3-5	2-4	3-7-10	2	23	3	2	2	4	33
30 Bullock, DeAndrea	0-2	0-1	2-2	0-4-4	3	2	3	4	0	1	33
40 Searce, Stephanie	4-7	0-0	3-4	0-3-3	3	11	0	5	0	1	17
42 Nixon, Montinique	2-7	0-0	0-2	3-5-8	5	4	0	2	1	1	22
55 Hollis, Rosetta	3-4	0-0	0-0	0-2-2	2	6	1	2	0	0	16

TEAM	0-2-2										
Totals	23-52	3-13	18-25	8-30-38	19	67	16	18	3	12	200
TOTAL FG%	1st Half: 12-28 42.9%	2nd Half: 11-24 45.8%			Game: 44.2%						
3-Pt. FG%	1st Half: 1-7 14.3%	2nd Half: 2-6 33.3%			Game: 23.1%						
F Throw %	1st Half: 3-5 60.0%	2nd Half: 15-20 75.0%			Game: 72.0%						

Team	1	2	Total
Gardner-Webb	24	25	49
Kennesaw State	28	39	67

Officials: Stacy Rymer, Ty Abernathy, Kris Vargas. Technical fouls: Gardner-Webb-None. Kennesaw State-None. Attendance: 181

Game 24 - Kennesaw State at North Florida February 15, 2007 at Jacksonville, Fla. (UNF Arena)

VISITORS: Kennesaw State 11-13, 7-7

No Player Name	FG	3FG	FT	O-D-T	PF	TP	A	TO	BK	S	MIN
40 Searce, Stephanie	7-10	0-0	0-2	4-11-15	3	14	5	4	0	1	30
12 Robinson, Jade	1-6	1-4	4-5	0-1-1	5	7	0	2	0	2	21
20 Lockett, Gia	4-12	2-5	0-1	3-1-4	1	10	3	6	0	4	38
24 Baker, Jennifer	4-8	1-3	0-3	2-2-4	1	9	1	7	1	4	37
30 Bullock, DeAndrea	0-6	0-3	3-4	1-1-2	3	3	0	1	0	0	21
23 Martin, Katie	0-3	0-3	0-0	0-0-0	0	0	1	0	0	2	7
42 Nixon, Montinique	1-3	0-0	1-2	1-5-6	4	3	2	2	2	2	23
55 Hollis, Rosetta	6-13	0-0	0-0	1-0-1	1	12	0	0	0	1	23

TEAM	0-4-4										
Totals	23-61	4-18	8-17	16-21-37	18	58	12	22	3	16	200
TOTAL FG%	1st Half: 8-30 26.7%	2nd Half: 15-31 48.4%			Game: 37.7%						
3-Pt. FG%	1st Half: 0-6 0.0%	2nd Half: 4-12 33.3%			Game: 22.2%						
F Throw %	1st Half: 4-10 40.0%	2nd Half: 4-7 57.1%			Game: 47.1%						

HOME TEAM: North Florida 6-18, 5-8

No	Player Name	FG	3FG	FT	O-D-T	PF	TP	A	TO	BK	S	MIN
14	Guldager, Jennifer	2-4	1-2	0-0	4-0-4	5	5	0	0	0	0	19
01	Andrews, Denisia	4-11	1-2	0-0	1-1-2	1	9	2	3	0	1	39
02	Moore, Shandra	3-10	0-1	6-8	0-8-8	2	12	5	10	1	1	37
20	Bowen, Jennifer	2-7	0-2	2-2	0-3-3	2	6	3	8	0	1	31
33	Woolfolk, Cecilia	4-9	0-3	1-2	1-5-6	1	9	0	4	1	2	23
11	Tarsicka, Jaclyn	1-1	1-1	0-0	1-0-1	1	3	0	0	0	1	14
12	Williams, Tiffany	1-3	0-1	1-1	0-0-0	1	3	0	0	0	0	8
23	Sheffield, Shennette	2-2	0-0	1-2	1-2-3	4	5	0	2	1	0	19
40	Schmitt, Sabrina	0-0	0-0	0-0	0-3-3	2	0	0	0	0	0	6
54	Widham, Willonda	2-3	0-0	0-0	2-1-3	2	4	0	4	0	0	14
TEAM		2-4-6										

2006-07 Kennesaw State Box Scores

Game 25 - Kennesaw State at Jacksonville
February 17, 2007 at Jacksonville, Fla. (Swisher Gymnasium)

VISITORS: Kennesaw State 11-14, 7-8												
No	Player Name	FG	3FG	FT	O-D-T	PF	TP	A	TO	BK	S	MIN
12	Robinson, Jade	3-4	1-2	3-5	0-1-1	2	10	1	5	0	0	24
20	Lockett, Gia	3-10	0-2	2-4	2-2-4	2	8	1	3	0	2	40
24	Baker, Jennifer	2-15	0-4	3-4	3-1-4	4	7	2	8	0	3	32
30	Bullock, DeAndrea	1-4	0-1	4-4	0-0-0	0	6	1	1	1	0	36
40	Seacore, Stephanie	5-8	0-0	7-8	2-9-11	3	17	2	5	1	0	25
23	Martin, Katie	0-0	0-0	0-0	0-0-0	0	0	0	1	0	0	1
42	Nixon, Montonique	3-4	0-0	1-2	3-3-6	5	7	0	2	2	1	20
55	Holls, Rosetta	1-5	0-0	0-0	1-4-5	3	2	0	1	0	0	22
TEAM					3-4-7							
Totals		18-50	1-9	20-27	14-24-38	19	57	7	26	4	6	200
TOTAL FG% 1st Half: 12-29 41.4%		2nd Half: 6-21 28.6%		Game: 36.0%								
3-Pt. FG% 1st Half: 1-5 20.0%		2nd Half: 0-4 0.0%		Game: 11.1%								
FT Throw% 1st Half: 8-13 61.5%		2nd Half: 12-14 85.7%		Game: 74.1%								

HOME TEAM: Jacksonville 16-8, 9-4

No	Player Name	FG		3FG	FT	O-D-T	Pf	Tp	A	To	Bk	S	M
15	Williams, Ashley	10-17	0	0	6-10	5-5-10	4	26	1	2	0	1	27
32	Gregoire, Virginia	4-13	0-3	4-8	2-3-5		3	12	4	3	0	0	33
23	Gray, Danielle	1-5	0-0	0-0	3-3-6		4	2	1	1	0	0	18
11	Omote, Regina	1-5	1-4	0-1	2-2-4		2	3	9	6	0	1	38
14	Hamilton, DaVina	9-15	3-4	0-2	1-2-3		4	21	3	5	0	2	34
04	Jackson, Courtney	0-0	0-0	0-2	1-0-1		0	0	0	2	0	0	13
21	Johnson, Desarae	2-3	0-0	2-2	1-2-3		1	6	0	0	0	2	16
22	Davis, Jenarie	0-2	0-0	0-0	0-0-0		1	0	0	0	0	0	4
30	Grable, Crystal	2-2	0-0	0-0	1-1-2		3	4	2	1	0	1	17
	TEAM				2-5-7								
	Totals	29-62	4-11	12-25	18-23-41		22	74	20	20	0	7	200
	TOTAL FG% 1st Half:	13-29 44.8%			2nd Half: 16-33 48.5%								
	3-Pt. FG% 1st Half:	1-3 33.3%			2nd Half: 3-8 37.5%								
	F Throw % 1st Half:	6-12 50.0%			2nd Half: 6-13 46.2%								

Teams	1	2
Kennesaw State	33	24
Jacksonville	33	41

Officials: D. Kramer, B. Cotney, C. Hitchman Technical fouls: Kennesaw State-None, Jacksonville-TEAM. Attendance: 245.

Game 26 - Kennesaw State vs East Tennessee State
February 23, 2007 at Memorial Center (Johnson City, Tenn.)

VISITORS: Kennesaw State 11-15, 7-9												
No	Player Name	FG	3FG	FT	O-D-T	PF	TP	A	TO	BK	S	MIN
42	Nixon, Montinique	1-3	0-0	0-0	1-4-5	3	2	0	3	2	0	19
40	Searese, Stephanie	2-6	0-0	6-6	0-4-4	1	10	0	6	1	0	32
12	Robinson, Jade	1-6	1-6	4-4	1-3-4	4	7	1	4	1	0	28
20	Lockett, Gia	5-12	1-4	0-0	2-3-5	3	11	1	2	0	3	37
24	Baker, Jennifer	1-11	0-1	5-8	1-3-4	4	7	7	6	0	1	36
23	Martin, Katie	0-0	0-0	0-0	0-0-0	0	0	0	0	0	0	2
30	Bullock, DeAndrea	2-7	1-3	1-2	3-2-5	0	6	2	3	0	0	17
55	Hollis, Rosetta	7-17	0-0	3-4	6-7-3	2	17	1	3	1	3	29
TEAM						3-3-6						
Totals		9-62	3-14	19-24	17-29-46	17	60	12	27	5	7	200
TOTAL FG%		1st Half: 12-34 35.3%		2nd Half: 7-28 25.0%		Game: 30.6%						
3-PT FG%		1st Half: 3-9 33.3%		2nd Half: 0-5 0.0%		Game: 21.4%						
FT %		1st Half: 7-8 87.5%		2nd Half: 12-16 75.0%		Game: 79.2%						

HOME TEAM: East Tennessee State 16-10, 12-4

No	Player Name	FG	3FG	FT	O-D-T	PF	TP	A	TO	BK	S	MIN
20	DeVault, Michele	5-11	2-8	0-0	1-4-5	2	12	0	0	0	1	26
24	Norman, Jenny	2-6	0-0	1-4	0-3-3	4	5	0	0	2	2	16
10	Wilhoit, Brooke	1-5	0-3	2-2	0-5-5	2	4	14	4	0	1	40
23	Akers, Nichelle	3-8	0-0	2-4	2-1-3	4	8	3	2	0	2	21
44	Evans, Siarre	4-6	1-2	4-6	2-5-7	3	13	2	1	2	3	28
03	Moring, Holly	0-1	0-1	0-0	0-0-0	0	0	0	1	0	0	5
21	McClelland, Brianna	0-0	0-0	0-0	0-0-0	0	0	0	1	0	0	3
22	Wiles, TaRonda	4-12	0-3	0-1	3-2-5	0	8	2	2	0	0	19
30	Muniz, Sarah	1-2	0-1	0-0	1-0-1	0	2	0	0	0	0	1
32	Thompson, Devin	2-4	0-0	2-2	0-0-0	3	6	0	3	0	1	7
34	Turnan, Kelly	4-9	0-0	2-4	2-1-3	0	10	0	1	0	0	14
50	Belcher, Latisha	5-10	0-0	0-1	5-7-12	2	10	0	5	3	2	21
	TEAM				4-2-6							

Teams	1	2
Kennesaw State	34	26
East Tennessee State	35	43

Officials: Chris Losack, Sherod Ball, Greg Stevens. Technical Infrs: Kennesaw State-None, East Tennessee State-None. Attendance: 109.

Game 27 - Longwood vs Kennesaw State
February 27, 2007 at Kennesaw, Ga. (Convocation Center)

VISITORS: Longwood 8-21												
No	Player Name	FG	3FG	FT	O-D-T	PF	TP	A	TO	BK	S	MIN
30	Steg, Anna	3-7	0-0	1-3	4-5-9	2	7	0	0	1	2	30
03	Small, Keiva	6-15	1-2	3-5	4-3-7	5	16	2	4	1	2	29
12	Fernandes, Becky	1-5	0-0	3-8	1-3-4	3	5	8	7	0	6	35
21	Hollman, Ashleigh	5-17	3-6	2-3	1-1-2	5	15	2	3	0	2	36
23	Freese, Abigail	2-5	1-2	0-0	1-0-1	2	5	1	3	0	0	33
04	Sims, Amber	1-2	0-0	0-0	0-0-0	2	2	0	1	0	0	8
20	Blevins, Claire	0-0	0-0	0-0	1-0-1	1	0	0	0	0	0	5
24	Dyer, Courtney	5-12	1-7	0-0	1-3-4	1	11	1	2	0	1	21
31	Mascherin, Leigh	1-1	0-0	0-0	0-0-0	0	2	1	0	0	0	3
33	Stewart, Rachelle	0-0	0-0	0-0	0-0-0	0	0	0	0	0	0	0
TEAM					5-2-7							
Totals		24-64	6-17	9-19	18-17-35	21	63	15	22	2	13	200
TOTAL FG%		1st Half: 14-38 36.8%		2nd Half: 10-26 38.5%		Game: 37.5%						
3-Pt. FG%		1st Half: 3-8 37.5%		2nd Half: 3-9 33.3%		Game: 35.3%						
F Throw %		1st Half: 1-6 16.7%		2nd Half: 8-13 61.5%		Game: 47.4%						

HOME TEAM: Kennesaw State 12-15

No	Player Name	FG	3FG	FT	O-D-T	PF	TP	A	TO	BK	S	MIN
24	Baker, Jennifer	4-6	2-3	4-4	2-1-3	5	14	2	6	1	1	33
55	Hollis, Rosetta	9-18	0-0	2-3	3-6-9	3	20	2	4	1	2	24
40	Seance, Stephanie	4-9	0-0	7-9	4-4-8	3	15	4	5	0	0	33
12	Robinson, Jade	2-4	1-2	5-5	0-2-2	5	10	2	4	1	2	21
20	Lockett, Gia	3-5	0-2	2-3	1-3-4	2	8	1	2	0	3	33
23	Martin, Katie	0-2	0-1	2-2	1-0-1	2	2	0	2	0	0	6
30	Bullock, DeAndrea	2-7	2-4	1-4	1-4-5	1	7	3	0	0	0	27
42	Nixon, Montinique	2-5	0-0	0-0	2-7-9	2	4	0	1	2	2	23
TEAM					4-2-6							
Totals		26-58	5-12	23-30	18-29-47	21	80	14	24	5	10	200
TOTAL FG%		1st Half: 14-31 45.2%	2nd Half: 12-27 44.4%			Game: 44.8%						
3-Pt. FG%		1st Half: 2-6 33.3%	2nd Half: 3-6 50.0%			Game: 41.7%						
F Throw %		1st Half: 7-7 100%	2nd Half: 16-23 69.6%			Game: 76.7%						

Teams	1	2	Total
Longwood	32	31	63
Kennesaw State	37	43	80

Officials: Doug Cloud, Marissa Whitley, Tim Godbe. Technical fouls: Longwood-None, Kennesaw State-None. Attendance: 104.

Game 28 - Mercer vs Kennesaw State
March 2, 2007 at Kennesaw, Ga. (Convocation Center)

VISITORS: Mercer 5-23, 4-13													
No	Player Name	FG	3FG	FT	O-D-T	PF	TP	A	TO	BK	S	MIN	
10	Lewis, TaShera	3-7	0-0	1-2	0-0-0	3	7	0	2	0	1	20	
33	Seaborn, Chelsea	3-9	0-0	5-10	3-6-9	2	11	1	7	1	5	37	
21	Lewis, Megan	4-7	1-2	0-0	2-2-4	4	9	0	3	0	6	31	
22	Owens, Rhonda	1-6	0-0	2-2	2-7-9	1	4	4	3	0	5	34	
23	Keller, Erin	1-3	1-2	1-3	0-1-1	0	4	3	4	0	1	22	
13	Lillard, LeShonda	0-0	0-0	0-0	0-0-0	0	0	0	0	0	0	1	
15	Delarosa, Megan	0-3	0-2	0-0	0-0-0	1	0	0	1	0	0	8	
20	Skeldon, Sally	1-2	0-0	2-2	0-1-1	1	4	3	1	0	2	24	
25	Leonard, Nicole	7-12	0-0	2-3	2-3-5	2	16	2	3	0	0	22	
52	Flucker, Zsaequez	0-0	0-0	0-0	0-0-0	0	0	0	0	0	0	1	
TEAM					2-2								
Totals		20-49		2-6	13-22	9-22-31		14	55	13	24	1	20
TOTAL FG%		40.8%		2nd Half: 12-26		46.2%		Game: 40.8%					
3-Pt. FG%		0.0%		2nd Half: 0-1		0.0%		Game: 33.3%					
F Throw %		71.3%		2nd Half: 6.9		66.7%		Game: 50.0%					

HOME TEAM: Kennesaw State 12-16 7-10

No	Player Name	FG	3FG	FT	O-D-T	PF	TP	A	TO	BK	S	MI
24	Baker, Jennifer	1-9	1-6	4-4	0-3-3	4	7	6	7	0	3	40
55	Hollis, Rosetta	3-8	1-1	1-2	1-4-5	4	8	1	2	0	0	24
40	Seacore, Stephanie	5-13	0-0	1-2	3-5-8	5	11	0	5	1	0	30
12	Robinson, Jade	1-6	1-3	0-0	0-6-6	3	3	1	2	1	4	29
20	Lockett, Gia	6-10	1-3	0-1	2-3-5	1	13	3	4	0	4	36
23	Martin, Katie	0-1	0-1	0-0	0-0-0	0	0	0	0	0	0	2
30	Bullock, DeAndrea	3-5	0-1	0-0	3-0-3	0	6	2	3	0	2	19
42	Nixon, Montinique	1-3	0-0	0-1	2-3-5	3	2	0	3	1	1	20
	TEAM				2-1-3							
	Totals	20-55	4-15	6-10	13-25-38	20	50	13	27	3	14	20
	TOTAL FG%	1st Half: 12-29 41.4%	2nd Half: 8-26 30.8%			Game: 36.4%						
	3-Pt. FG%	1st Half: 2-8 25.0%	2nd Half: 2-7 28.6%			Game: 26.7%						
	F Throw %	1st Half: 4-5 80.0%	2nd Half: 2-5 40.0%			Game: 60.0%						

Teams	1	2	Total
Mercer	25	30	55
Kennesaw State	30	20	50

Officials: Courtney Walker, Mark Hinson, Alicia Walker, Technical Ref: Mervyn Nunn, Kennesaw State, None, Attendance: 112

2006-07 Kennesaw State Box Scores

Game 29 - Stetson vs Kennesaw State March 4, 2007 at Kennesaw, Ga. (Convocation Center)

VISITORS: Stetson 5-24, 5-13

No Player Name	FG	3FG	FT	O-D-T	PF	TP	A	TO	BK	S	MIN
13 MacIn, Janene	7-12	0-0	5-5	4-1-5	2	19	1	2	0	1	29
50 Roldan, Vleny	0-5	0-0	1-2	0-3-3	3	1	0	0	0	0	20
03 Manning, Kim	0-2	0-0	0-1	0-5-5	3	0	1	4	1	4	29
12 Smith, Shamesha	4-14	1-3	0-0	0-2-2	1	9	2	3	0	1	37
21 Olson, Kellie	4-8	2-4	6-7	1-3-4	0	16	2	1	0	2	38
00 Barkley, Ayesha	7-13	0-0	1-5	1-2-3	4	15	0	2	0	1	26
05 Shepherd, Stacia	0-1	0-1	0-0	0-1-1	1	0	0	0	0	0	3
24 Nesbit, Jamie	0-2	0-1	1-2	0-0-0	2	1	0	0	0	0	5
25 Kenny, Prue	0-1	0-0	0-0	1-2-3	2	0	1	3	0	0	9
33 Swinson, Shayna	0-0	0-0	0-0	0-1-1	0	0	0	0	0	0	4
TEAM				1-3-4							

Totals	22-58	3-9	14-22	8-23-31	18	61	7	15	1	9	200
TOTAL FG%	1st Half: 11-29 37.9%	2nd Half: 11-29 37.9%	Game: 37.9%								
3-PT FG%	1st Half: 2-6 33.3%	2nd Half: 1-3 33.3%	Game: 33.3%								
F Throw %	1st Half: 10-16 62.5%	2nd Half: 4-6 66.7%	Game: 63.6%								

HOME TEAM: Kennesaw State 13-16, 8-10

No Player Name	FG	3FG	FT	O-D-T	PF	TP	A	TO	BK	S	MIN
55 Hollis, Rosetta	7-11	0-0	3-3	1-4-5	4	17	2	2	0	0	25
40 Searce, Stephanie	5-14	0-0	4-5	2-5-7	4	14	3	3	0	1	29
12 Robinson, Jade	2-7	1-4	4-4	1-6-7	3	9	7	4	1	1	37
20 Lockett, Gia	5-10	2-3	2-3	2-5-7	3	14	1	3	0	0	35
24 Baker, Jennifer	4-11	2-5	2-2	1-5-6	2	12	7	2	0	0	37
23 Martin, Katie	0-0	0-0	0-0	0-0-0	0	0	0	0	0	0	0+
30 Bullock, DeAndrea	0-2	0-1	0-0	0-0-0	0	0	0	0	0	0	12
42 Nixon, Montinique	3-4	0-0	0-2	1-5-6	4	6	0	2	4	1	25
TEAM				2-1-3							

Totals	26-59	5-13	15-19	10-31-41	20	72	20	17	5	3	200
TOTAL FG%	1st Half: 16-34 47.1%	2nd Half: 10-25 40.0%	Game: 44.1%								
3-PT FG%	1st Half: 3-8 37.5%	2nd Half: 2-5 40.0%	Game: 38.5%								
F Throw %	1st Half: 2-4 50.0%	2nd Half: 13-15 86.7%	Game: 78.9%								

Teams	1	2	Total
Stetson	34	27	61
Kennesaw State	37	35	72

Officials: Leslie Claybrook, Shuan Good, Chris Vargas. Technical fouls: Stetson-None. Kennesaw State-None. Attendance: 360



2006-07 Atlantic Sun Conference Standings/Statistics

Atlantic Sun Conference Standings

Teams	W	L	Pct	PF	PA	W	L	Pct	PF	PA	STREAK
Belmont	16	2	.889	68.2	54.6	25	7	.781	65.1	57.8	Lost 1
Jacksonville	14	4	.778	64.7	59.6	21	9	.700	66.2	61.9	Lost 1
East Tennessee State	14	4	.778	74.5	62.4	20	12	.625	71.7	68.0	Lost 1
Gardner-Webb	10	8	.556	56.1	57.1	14	17	.452	54.4	58.2	Lost 1
Kennesaw State	8	10	.444	64.9	66.6	13	16	.448	65.3	66.8	Won 1
North Florida	7	11	.389	53.8	59.9	8	21	.276	50.4	62.2	Lost 1
Campbell	6	12	.333	61.7	64.5	8	21	.276	60.6	66.8	Lost 1
Lipscomb	6	12	.333	58.8	62.5	8	21	.276	57.5	64.8	Lost 1
Stetson	5	13	.278	58.7	64.1	5	25	.167	56.3	65.7	Lost 1
Mercer	4	14	.222	49.9	60.1	5	25	.167	47.7	62.1	Lost 1

First Team All-Conference Alysha Clark, Belmont; Sierre Evans, ETSU; Virginia Gregoire, JU; Marlena Murphy, Campbell; Ashley Williams, JU.

Second Team Jennifer Baker, KSU; Michele DeVault, ETSU; Candyse Kelly, GWU; Janene MacLin, Stetson; Brooke Wilhoit, ETSU

All-Freshman Team Sierre Evans, ETSU; Rosetta Hollis, KSU; Shandrea Moore, UNF; Tereva Moore, Belmont; Amber Rockwell, Belmont; Devin Thompson, ETSU

SCORING OFFENSE

No Team	G	W-L	Pts	Avg
1.ETSU	32	20-12	2294	71.7
2.Jacksonville	30	21-9	1986	66.2
3.Kennesaw St.	29	13-16	1895	65.3
4.Belmont	32	25-7	2084	65.1
5.Campbell	29	8-21	1756	60.6
6.Lipscomb	29	8-21	1668	57.5
7.Stetson	30	5-25	1688	56.3
8.Gardner-Webb	31	14-17	1687	54.4
9.North Florida	29	8-21	1461	50.4
10.Mercer	30	5-25	1432	47.7

FIELD GOAL PERCENTAGES

No Team	G	FG	FGA	Pct
1.ETSU	32	824	2004	.411
2.Jacksonville	30	742	1843	.403
3.Stetson	30	644	1652	.390
4.Belmont	32	715	1844	.388
5.Campbell	29	609	1606	.379
6.Kennesaw St	29	655	1781	.368
7.Gardner-Webb	31	584	1616	.361
8.Lipscomb	29	540	1514	.357
9.Mercer	30	526	1507	.349
10.North Florida	29	526	1516	.347

REBOUNDING OFFENSE

No Team	G	Reb	Avg/G
1.Kennesaw St	29	1243	42.9
2.Belmont	32	1363	42.6
3.ETSU	32	1257	39.3
4.Campbell	29	1110	38.3
5.Lipscomb	29	1087	37.5
6.Jacksonville	30	1124	37.5
7.Gardner-Webb	31	1160	37.4
8.Stetson	30	1067	35.6
9.North Florida	29	956	33.0
10.Mercer	30	955	31.8

STEALS

No Team	G	Stls	Avg/G
1.ETSU	32	388	12.12
2.Mercer	30	321	10.70
3.Jacksonville	30	309	10.30
5.North Florida	29	269	9.28
6.Belmont	32	281	8.78
7.Campbell	29	239	8.24
8.Lipscomb	29	222	7.66
9.Gardner-Webb	31	235	7.58
10.Stetson	30	205	6.83

SCORING DEFENSE

No Team	G	Pts	Avg
1.Belmont	32	1851	57.8
2.Gardner-Webb	31	1804	58.2
3.Jacksonville	30	1858	61.9
4.Mercer	30	1862	62.1
5.North Florida	29	1805	62.2
6.Lipscomb	29	1878	64.8
7.Stetson	30	1970	65.7
8.Campbell	29	1936	66.8
8.Kennesaw St	29	1936	66.8
10.ETSU	32	2176	68.0

FIELD GOAL PCT DEFENSE

No Team	G	FG	FGA	Pct
1.Belmont	32	668	1887	.354
2.Gardner-Webb	31	672	1788	.376
3.Mercer	30	623	1593	.391
4.Kennesaw St	29	677	1727	.392
5.Lipscomb	29	722	1835	.393
6.Stetson	30	701	1757	.399
7.ETSU	32	765	1886	.406
8.North Florida	29	655	1581	.414
9.Jacksonville	30	692	1615	.428
10.Campbell	29	698	1616	.432

REBOUNDING DEFENSE

No Team	G	Reb	Avg/G
1.Campbell	29	997	34.4
2.Belmont	32	1171	36.6
3.Jacksonville	30	1113	37.1
4.Gardner-Webb	31	1214	39.2
5.Mercer	30	1181	39.4
6.North Florida	29	1142	39.4
7.ETSU	32	1269	39.7
8.Stetson	30	1190	39.7
9.Kennesaw St	29	1158	39.9
10.Lipscomb	29	1160	40.0

TURNOVER MARGIN

No Team	G	Margin
1.Jacksonville	30	+3.93
2.ETSU	32	+2.28
3.North Florida	29	-0.10
4.Kennesaw St	29	-0.59
5.Mercer	30	-1.57
6.Gardner-Webb	31	-2.13
7.Belmont	32	-2.28
8.Stetson	30	-2.67
9.Campbell	29	-2.83
10.Lipscomb	29	-5.07

SCORING MARGIN

No Team	G	Off	Def	Mar
1.Belmont	32	65.1	57.8	+7.3
2.Jacksonville	30	66.2	61.9	+4.3
3.ETSU	32	71.7	68.0	+3.7
4.Kennesaw St	29	65.3	66.8	-1.4
5.Gardner-Webb	31	54.4	58.2	-3.8
6.Campbell	29	60.6	66.8	-6.2
7.Lipscomb	29	57.5	64.8	-7.2
8.Stetson	30	56.3	65.7	-9.4
9.North Florida	29	50.4	62.2	-11.9
10.Mercer	30	47.7	62.1	-14.3

3-POINT FIELD GOAL PERCENTAGES

No Team	G	FG	FGA	Pct
1.Jacksonville	30	146	436	.335
2.ETSU	32	177	530	.334
3.Stetson	30	110	345	.319
4.Belmont	32	214	677	.316
5.Lipscomb	29	178	566	.314
6.Campbell	29	116	375	.309
7.Gardner-Webb	31	133	436	.305
8.Kennesaw St	29	142	489	.290
9.North Florida	29	99	345	.287
10.Mercer	30	88	308	.286

BLOCKED SHOTS

No Team	G	Bls	Avg/G
1.Belmont	32	150	4.69
2.Gardner-Webb	31	136	4.39
3.Mercer	30	95	3.17
4.North Florida	29	91	3.14
5.ETSU	32	98	3.06
6.Jacksonville	30	87	2.90
7.Kennesaw St	29	78	2.69
8.Lipscomb	29	70	2.41
9.Stetson	30	68	2.27
10.Campbell	29	41	1.41

ASSIST/TURNOVER RATIO

No Team	G	Asst	TO	Pct
1.ETSU	32	15.9	20.2	0.78
2.Jacksonville	30	13.4	18.3	0.73
3.Belmont	32	12.3	19.2	0.64
4.Campbell	29	13.0	21.1	0.62
5.Kennesaw St	29	13.0	21.3	0.61
6.Stetson	30	11.8	19.5	0.61
7.Mercer	30	12.5	21.1	0.59
8.Gardner-Webb	31	10.3	19.0	0.54
9.Lipscomb	29	11.6	22.3	0.52
10.North Florida	29	9.7	20.7	0.47

FREE THROW PERCENTAGES

No Team	G	FTM	FTA	Pct
1.Campbell	29	422	582	.725
2.Belmont	32	440	621	.709
3.ETSU	32	469	662	.708
4.Kennesaw St	29	443	657	.674
5.Lipscomb	29	410	612	.670
6.Jacksonville	30	356	537	.663
7.North Florida	29	310	483	.642
8.Stetson	30	290	453	.640
9.Mercer	30	290	468	.620
10.Gardner-Webb	31	386	638	.605

3-POINT FIELD GOAL PCT DEFENSE

No Team	G	FG	FGA	Pct
1.Belmont	32	133	477	.279
2.Kennesaw St	29	133	436	.305
3.Lipscomb	29	128	418	.306
4.Gardner-Webb	31	124	404	.307
5.ETSU	32	158	505	.313
6.North Florida	29	151	453	.333
7.Jacksonville	30	114	337	.338
8.Campbell	29	164	471	.348
9.Stetson	30	158	443	.357
10.Mercer	30	174	484	.360

ASSISTS

No Team	G	Asst	Avg/G
1.ETSU	32	508	15.88
2.Jacksonville	30	403	13.43
3.Kennesaw St	29	378	13.03
4.Campbell	29	377	13.00
5.Mercer	30	375	12.50
6.Belmont	32	393	12.28
7.Stetson	30	355	11.83
8.Lipscomb	29	337	11.62
9.Gardner-Webb	31	318	10.26
10.North Florida	29	281	9.69

OFFENSIVE REBOUNDS

No Team	G	No.	Avg/G
1.Kennesaw St	29	503	17.34
2.ETSU	32	489	15.28
3.Belmont	32	489	15.28
4.Jacksonville	30	457	15.23
5.Campbell	29	428	14.76
6.Lipscomb	29	369	12.72
7.Stetson	30	364	12.13
8.North Florida	29	346	11.93
9.Gardner-Webb	31	364	11.74
10.Mercer	30	330	11.00

2007-08 Atlantic Sun Conference Leaders

SCORING

No Player-Team	G	FG	3FG	FT	Pts	Avg
1. Clarke, Belmont	30	171	8	160	510	17.0
2. Williams, JU	30	197	1	114	509	17.0
3. Gregoire, Jville	30	172	52	43	439	14.6
4. Hollis, KSU	24	126	3	68	323	13.5
5. MacIn, Stetson	30	146	1	89	382	12.7
6. DeVault, ETSU	32	118	58	104	398	12.4
7. Kelly, GWU	31	129	32	90	380	12.3
8. Evans, ETSU	32	138	28	86	390	12.2
9. Murphy, Campbell	29	116	0	120	352	12.1
10. Baker, KSU	27	108	44	55	315	11.7

REBOUNDING

No Player-Team	G	Off	Def	Tot	Avg/G
1. Clark, Belmont	30	152	228	380	12.7
2. Murphy, Campbell	29	120	154	274	9.4
3. Smith, GWU	29	107	157	264	9.1
4. Harmon, GWU	31	74	181	255	8.2
5. Evans, ETSU	32	98	135	233	7.3
6. Williams, JU	30	92	122	214	7.1
7. MacIn, Stetson	30	81	122	203	6.8
8. Searce, KSU	29	81	111	192	6.6
9. Bobbitt, Belmont	32	67	144	211	6.6
10. Hollis, KSU	24	69	84	153	6.4

FIELD GOAL PCT (Min. 3.0 made per game)

No Player-Team	G	FG	FGA	Pct
1. Clark, Belmont	30	171	295	.580
2. Norman, ETSU	31	106	202	.525
3. Williams, JU	30	197	381	.517
4. MacIn, Stetson	30	146	286	.510
5. Lewis, Mercer	29	114	239	.477
6. Murphy, Campbell	29	116	244	.475
7. Riley, Campbell	27	100	216	.463
8. Hollis, KSU	24	126	275	.458
9. Smith, GWU	29	94	206	.456
10. Wilhoit, ETSU	32	105	238	.441

ASSISTS

No Player-Team	G	Ast	Avg/G
1. Wilhoit, ETSU	32	189	5.91
2. Skeldon, Mercer	26	130	5.00
3. Manning, Stetson	29	117	4.03
4. Gregoire, JU	30	109	3.63
5. Omoite, JU	30	102	3.40
6. Hamilton, JU	29	98	3.38
7. Moore, UNF	29	94	3.24
8. Carrigan, Lipscomb	29	92	3.17
9. Baker, KSU	27	84	3.11
10. Kelly, GWU	31	92	2.97

FREE THROW PCT (Min. 2.0 made per game)

No Player-Team	G	FTM	FTA	Pct
1. Jones, Lipscomb	29	82	93	.882
2. DeVault, ETSU	32	104	121	.860
3. Blackwell, Campbell	29	64	80	.800
4. Williams, JU	30	114	143	.797
5. Strayhorn, Belmont	26	70	90	.778
6. Robinson, KSU	29	62	80	.775
7. Searce, KSU	29	94	123	.764
8. Clark, Belmont	30	160	215	.744
9. Bowen, UNF	29	60	81	.741
10. Murphy, Campbell	29	120	164	.732

STEALS

No Player-Team	G	Stl	Avg/G
1. Skeldon, Mercer	26	71	2.73
2. Owens, Mercer	30	78	2.60
3. Wilhoit, ETSU	32	81	2.53
4. Evans, ETSU	32	74	2.31
5. Clark, Belmont	30	66	2.20



3-POINT FG PCT (Min. 1.0 made per game)

No Player-Team	G	3FG	FGA	Pct
1. Dickson, Campbell	29	39	87	.448
2. Wilhoit, ETSU	32	67	163	.411
3. Woods, Lipscomb	29	75	187	.401
4. Omoite, JU	30	51	132	.386
5. Rockwell, Belmont	32	64	181	.354
6. Baker, KSU	27	44	128	.344
7. DeVault, ETSU	32	58	170	.341
8. Kelly, GWU	31	32	95	.337
9. Gregoire, JU	30	52	156	.333
10. Olson, Stetson	30	35	105	.333

3-POINT FG MADE

No Player-Team	G	3FG	Avg/G
1. Woods, Lipscomb	29	75	2.59
2. Wilhoit, ETSU	32	67	2.09
3. Rockwell, Belmont	32	64	2.00
4. DeVault, ETSU	32	58	1.81
5. Gregoire, JU	30	52	1.73
6. Omoite, JU	30	51	1.70
7. Carrigan, Lipscomb	29	49	1.69
8. Baker, KSU	27	44	1.63
9. Robinson, KSU	29	45	1.55
10. Strayhorn, Belmont	26	39	1.50

BLOCKED SHOTS

# Player-Team	G	Blk	Avg/G
1. Bobbitt, Belmont	32	94	2.94
2. Harmon, GWU	31	83	2.68
3. Williams, JU	30	33	1.10
4. Nixon, KSU	29	29	1.00
5. Smith, GWU	29	26	0.90
6. Viehmann, Lip.	27	23	0.85
7. Norman, ETSU	31	25	0.81
8. Seaborn, Mercer	30	23	0.77
9. MacIn, Stetson	30	19	0.63
10. Barkley, Stetson	30	19	0.63

ASSIST/TURNOVER RATIO (Min. 3.0 assists/game)

No Player-Team	G	Ast	TO	Ratio
1. Wilhoit, ETSU	32	5.9	4.1	1.44
2. Carrigan, Lipscomb	29	3.2	2.6	1.23
3. Manning, Stetson	29	4.0	3.5	1.16
4. Omoite, JU	30	3.4	3.0	1.15
5. Skeldon, Mercer	26	5.0	4.5	1.11
6. Hamilton, JU	29	3.4	3.1	1.08
7. Gregoire, JU	30	3.6	3.6	1.00
8. Baker, KSU	27	3.1	4.1	0.75
9. Moore, UNF	29	3.2	5.0	0.65

OFFENSIVE REBOUNDS

No Player-Team	G	No.	Avg/G
1. Clark, Belmont	30	152	5.07
2. Murphy, Campbell	29	120	4.14
3. Smith, GWU	29	107	3.69
4. Williams, JU	30	92	3.07
5. Evans, ETSU	32	98	3.06
6. Hollis, KSU	24	69	2.88
7. Searce, KSU	29	81	2.79
8. MacIn, Stetson	30	81	2.70
9. Jones, Lipscomb	29	74	2.55
10. Harmon, GWU	31	74	2.39

DEFENSIVE REBOUNDS

No Player-Team	G	No.	Avg/G
1. Clark, Belmont	30	228	7.60
2. Harmon, GWU	31	181	5.84
3. Smith, GWU	29	157	5.41
4. Murphy, Campbell	29	154	5.31
5. Bobbitt, Belmont	32	144	4.50
6. Evans, ETSU	32	135	4.22
7. Williams, JU	30	122	4.07
7. MacIn, Stetson	30	122	4.07
9. Searce, KSU	29	111	3.83
10. Partin, Lipscomb	29	109	3.76



Jennifer Baker

2006-07 Second Team All-Atlantic Sun Conference



History & Records

Lady Owls Single Season Top 10

Points Per Game

No	Name	Year	PPG
1.	Joanna Cuprys	96-97	26.0
2.	Sarah McAllister	95-96	22.7
3.	Denisha Ferguson	03-04	20.3
4.	Sharon Baldwin	86-87	20.2
5.	Amie Kane	00-01	20.0
6.	Kelly Alsup	87-88	19.5
7.	Denisha Ferguson	02-03	19.0
8.	Shavonder Clarke	05-06	18.5
9.	Shavonder Clarke	04-05	18.4
10.	Kelly Alsup	88-89	18.1
10.	Sharon Baldwin	85-86	18.1

Assists

No	Name	Year	Assists
1.	Rima Brazenas	98-99	263
2.	Gina Waldrip	89-90	220
3.	Shannon Bradley	93-94	185
4.	Sherry Blackwell	88-89	176
5.	Rima Brazenas	99-00	176
6.	Lauren Gaines	03-04	165
7.	Stacie Jordan	91-92	156
8.	Dominika Mieszkowska	04-05	150
9.	Janet Chadwick	95-96	144
10.	Shannon Bradley	92-93	143

Rebounds/Game

No	Name	Year	RPG
1.	Shavonder Clarke	05-06	11.2
2.	Denisha Ferguson	01-02	10.7
3.	Denisha Ferguson	03-04	9.9
4.	Denisha Ferguson	02-03	9.7
5.	Beth Horne	83-84	9.6
6.	Kim Watts	95-96	9.4
7.	Dion Thornton	97-98	9.3
8.	Kelly Alsup	87-88	9.1
9.	Shavonder Clarke	04-05	8.8
10.	Mindi Beaver	89-90	8.8

FT Made

No	Name	Year	FT's
1.	Kristina Usaite	03-04	171
2.	Denisha Ferguson	03-04	159
3.	Kelly Alsup	87-88	158
4.	Joanna Cuprys	96-97	137
5.	Monika Dajksler	00-01	134
6.	Amie Kane	00-01	134
7.	Sarah McAllister	95-96	133
8.	Denisha Ferguson	02-03	125
9.	Kelly Alsup	88-89	118
10.	Shannon Bradley	93-94	115

3-Pointers Made

No	Name	Year	3-Pt FG
1.	Joanna Cuprys	96-97	92
2.	Malgorzata Morka	04-05	67
3.	Shannon Bradley	92-93	58
4.	Malgorzata Morka	01-02	57
5.	Shannon Bradley	93-94	57
6.	Suzanne Shirley	94-95	55
7.	Monika Dajksler	00-01	52
7.	Sherry Swindell	91-92	52
7.	Sherry Swindell	90-91	52
10.	Nikki Gurley	05-06	51
10.	Malgorzata Morka	03-04	51

Points

No	Name	Year	Points
1.	Joanna Cuprys	96-97	807
2.	Sarah McAllister	95-96	657
3.	Kelly Alsup	87-88	604
4.	Denisha Ferguson	03-04	590
5.	Shavonder Clarke	04-05	553
6.	Denisha Ferguson	02-03	551
7.	Amie Kane	00-01	539
8.	Sarah McAllister	96-97	526
9.	Amie Kane	99-00	523
10.	Sharon Baldwin	85-86	508

Steals

No	Name	Year	Steals
1.	Rima Brazenas	99-00	144
2.	Rima Brazenas	98-99	123
3.	Jenny Trammell	89-90	108
4.	Tracey Marchman	91-92	105
4.	Sharon Baldwin	85-86	105
6.	Shannon Bradley	93-94	93
7.	April Barton	87-88	90
8.	Joanna Cuprys	96-97	87
9.	Shannon Bradley	92-93	85
10.	April Barton	88-89	84

FG Made

No	Name	Year	FG's
1.	Joanna Cuprys	96-97	289
2.	Sarah McAllister	95-96	261
3.	Kelly Alsup	87-88	223
4.	DeWayna Jacobs	91-92	215
5.	Denisha Ferguson	02-03	212
6.	Sarah McAllister	96-97	210
7.	Amie Kane	99-00	209
8.	Denisha Ferguson	03-04	207
8.	Sharon Baldwin	85-86	207
10.	Shavonder Clarke	04-05	204

FT Attempts

No	Name	Year	FTA
1.	Kristina Usaite	03-04	230
2.	Kelly Alsup	87-88	216
3.	Denisha Ferguson	03-04	196
4.	Sarah McAllister	95-96	179
5.	Monika Dajksler	00-01	171
6.	Amie Kane	00-01	171
7.	Joanna Cuprys	96-97	163
8.	Dion Thornton	98-99	161
9.	Denisha Ferguson	02-03	156
10.	Sarah McAllister	96-97	155

3-Point Attempts

No	Name	Year	3-Pt Att.
1.	Joanna Cuprys	96-97	187
2.	Nikki Gurley	05-06	177
2.	Malgorzata Morka	04-05	177
4.	Shannon Bradley	92-93	169
5.	Malgorzata Morka	01-02	164
6.	Suzanne Shirley	94-95	161
7.	Shannon Bradley	93-94	143
8.	Jade Robinson	06-07	142
9.	Monika Dajksler	00-01	140
10.	Larvisha West	03-04	133

Blocked Shots

No	Name	Year	Blocks
1.	Lauren Harris	04-05	165
2.	Ewelina Zmuda	99-00	72
3.	DeWayna Jacobs	90-91	65
4.	DeWayna Jacobs	91-92	64
5.	Beth Horne	83-84	55
6.	Joanna Cuprys	96-97	49
7.	Kristina Usaite	03-04	43
8.	Jennie Henderson	87-88	43
9.	Dion Thornton	98-99	40
10.	Ewelina Zmuda	97-98	34

Rebounds

No	Name	Year	Reb
1.	Denisha Ferguson	03-04	287
2.	Kelly Alsup	87-88	283
3.	Shavonder Clarke	05-06	280
3.	Denisha Ferguson	02-03	280
5.	Denisha Ferguson	01-02	277
6.	Dion Thornton	98-99	274
7.	Shavonder Clarke	04-05	264
8.	Kim Watts	95-96	263
9.	Dion Thornton	97-98	261
10.	Beth Horne	83-84	260

FG Attempts

No	Name	Year	FGA
1.	Joanna Cuprys	96-97	555
2.	Sarah McAllister	95-96	488
3.	Shavonder Clarke	04-05	477
4.	Amie Kane	99-00	451
5.	Shavonder Clarke	05-06	448
6.	Denisha Ferguson	03-04	423
7.	Amie Kane	98-99	423
8.	Monika Dajksler	00-01	423
9.	Sarah McAllister	96-97	420
10.	DeWayna Jacobs	91-92	416

FT Percentage

No	Name	Year	FT%
1.	Joanna Cuprys	96-97	84.0
2.	Denisha Ferguson	03-04	81.1
3.	Tracey Marchman	90-91	80.7
4.	Denisha Ferguson	02-03	80.1
5.	Dominika Mieszkowska	04-05	80.0
5.	Dominika Mieszkowska	05-06	80.0
7.	Kelly Alsup	88-89	79.2
8.	Monika Dajksler	00-01	78.4
9.	Amie Kane	00-01	78.4
10.	Tracey Marchman	91-92	78.3

3-Pt Percentage

No	Name	Year	3-Pt%
1.	Sherry Swindell	89-90	53.7
2.	Sherry Swindell	91-92	49.5
2.	Sherry Swindell	90-91	49.5
4.	Joanna Cuprys	96-97	49.2
5.	Rima Brazenas	99-00	44.0
6.	Shavonder Clarke	05-06	40.9
7.	Rima Brazenas	98-99	40.4
8.	Shannon Bradley	93-94	39.9
9.	Cindy Combs	95-96	39.6
10.	Malgorzata Morka	03-04	39.8

Lady Owls Career Top 10

Points Per Game

No	Name	Year	PPG
1.	Joanna Cuprys	96-97	26.0
2.	Amie Kane	99-01	19.0
3.	Sharon Baldwin	85-87	18.9
4.	Denisha Ferguson	01-04	18.6
5.	Shavonder Clarke	04-06	18.4
6.	Sarah McAllister	93-97	17.1
7.	Justyna Stanioch	96-99	16.8
8.	Kelly Alsup	85-89	16.1
9.	Dion Thornton	97-99	15.4
10.	DeWayna Jacobs	90-92	14.7

Assists

No	Name	Year	Assists
1.	Lauren Gaines	00-04	487
2.	Shannon Bradley	90-94	478
3.	Rima Brazenas	98-00	439
4.	Gina Waldrup	86-90	390
5.	April Barton	85-89	368
6.	Dominika Mieszkowska	02-06	331
7.	Janet Chadwick	94-98	362
8.	Jenny Trammell	88-92	310
9.	Sherry Blackwell	87-90	309
10.	Amy Anglin	96-00	307

Rebounds/Game

No	Name	Year	RPG
1.	Denisha Ferguson	01-04	9.9
2.	Shavonder Clarke	04-06	9.8
3.	Beth Horne	82-84	9.0
4.	Dion Thornton	97-99	8.9
5.	Kelly Alsup	85-89	8.1
5.	Sheila Willis	82-83	8.1
7.	DeWayna Jacobs	90-92	7.9
8.	Joanna Cuprys	96-97	7.9
9.	Pam Fields	86-88	7.2
10.	Kim Watts	92-96	7.1

FT Made

No	Name	Year	FTM
1.	Kelly Alsup	87-88	448
2.	Denisha Ferguson	01-04	363
3.	Sarah McAllister	93-97	338
4.	Shannon Bradley	90-94	325
5.	Monika Dajksler	97-01	282
6.	Mindi Beaver	87-91	270
7.	Kristina Usaite	02-04	254
8.	Amie Kane	99-01	218
9.	Kim Watts	92-96	210
10.	Conny Trundle	88-91	210

3-Pointers Made

No	Name	Year	3-Pt FG's
1.	Malgorzata Morka	01-05	218
2.	Shannon Bradley	90-94	183
3.	Sherry Swindell	89-92	148
4.	Dominika Mieszkowska	02-06	113
5.	Lauren Gaines	00-04	107
6.	Joanna Cuprys	96-97	92
7.	Rima Brazenas	98-00	82
8.	Janet Chadwick	94-98	75
9.	Tara Solomon	92-94	71
10.	Monika Dajksler	97-01	70

Points

No	Name	Year	Pts
1.	Sarah McAllister	93-97	1983
2.	Kelly Alsup	85-89	1840
3.	Denisha Ferguson	01-04	1582
4.	Shannon Bradley	90-94	1512
5.	Mindi Beaver	87-91	1506
6.	Janet Chadwick	94-98	1369
7.	Malgorzata Morka	01-05	1191
8.	Monika Dajksler	97-01	1186
9.	Kim Watts	92-96	1066
10.	Amie Kane	99-01	1062

Steals

No	Name	Year	Steals
1.	April Barton	85-89	270
2.	Rima Brazenas	98-00	267
3.	Shannon Bradley	90-94	264
4.	Jenni Trammell	88-92	251
5.	Amie Kane	99-01	246
6.	Gina Waldrup	86-90	222
7.	Amy Anglin	96-00	208
8.	Mandy Thomas	96-98	196
9.	Kelly Alsup	85-89	178
10.	Mindi Beaver	87-91	174

FG Made

No	Name	Year	FG
1.	Sarah McAllister	93-97	820
2.	Kelly Alsup	85-89	696
3.	Mindi Beaver	87-91	618
4.	Denisha Ferguson	01-04	600
5.	Shannon Bradley	90-94	502
6.	Monika Dajksler	97-01	494
7.	Janet Chadwick	94-98	490
8.	Kim Watts	92-96	427
9.	April Barton	85-89	425
10.	Malgorzata Morka	01-05	413

FT Attempts

No	Name	Year	FTA
1.	Kelly Alsup	85-89	602
2.	Sarah McAllister	93-97	511
3.	Denisha Ferguson	01-04	466
4.	Shannon Bradley	90-94	455
5.	Mindi Beaver	87-91	404
6.	Monika Dajksler	97-01	373
7.	Kristina Usaite	02-04	354
8.	Conny Trundle	88-91	343
9.	Kim Watts	92-96	337
10.	Dion Thornton	97-99	292

3-Point Attempts

No	Name	Year	3-Pt Att.
1.	Malgorzata Morka	01-05	578
2.	Shannon Bradley	90-94	499
3.	Dominika Mieszkowska	02-06	398
4.	Lauren Gaines	00-04	341
5.	Sherry Swindell	89-92	292
6.	Shavonder Clarke	04-06	211
7.	Tara Solomon	92-94	208
8.	Janet Chadwick	94-98	207
9.	Monika Dajksler	97-01	196
10.	Rima Brazenas	98-00	194

Blocked Shots

No	Name	Year	Blocks
1.	Lauren Harris	04-05	165
2.	Ewelina Zmuda	97-00	130
3.	DeWayna Jacobs	90-92	129
4.	Jenni Henderson	86-89	104
5.	Beth Horne	82-84	75
6.	Dion Thornton	97-99	69
7.	Kristina Usaite	02-04	67
8.	Mindi Beaver	87-91	65
9.	Janet Chadwick	94-98	54
10.	Kelly Alsup	85-89	52

Rebounds

No	Name	Year	Reb
1.	Kelly Alsup	85-89	922
2.	Denisha Ferguson	01-04	844
3.	Kim Watts	92-96	800
4.	Mindi Beaver	87-91	728
5.	Ardith Gibbons	92-95	570
6.	Shavonder Clarke	04-06	544
7.	Dion Thornton	97-99	535
7.	Shannon Bradley	90-94	535
9.	Janet Chadwick	94-98	532
10.	DeWayna Jacobs	90-92	486

FG Attempts

No	Name	Year	FGA
1.	Sarah McAllister	93-97	1540
2.	Kelly Alsup	85-89	1344
3.	Shannon Bradley	90-94	1311
4.	Mindi Beaver	87-91	1258
5.	Denisha Ferguson	01-04	1166
6.	Janet Chadwick	94-98	1135
7.	Monika Dajksler	97-01	1122
8.	Malgorzata Morka	01-05	1027
9.	April Barton	85-89	934
10.	Shavonder Clarke	04-06	925

FT Percentage

No	Name	Year	FT%
1.	Dominika Mieszkowska	02-06	82.2
2.	Tracey Marchmann	90-92	79.4
3.	Amie Kane	99-01	77.6
4.	Denisha Ferguson	01-04	77.9
5.	Malgorzata Morka	01-05	76.2
6.	Monika Dajksler	97-01	75.6
7.	Kelly Alsup	85-89	74.4
8.	Stephanie Searce	04-	72.9
9.	Janet Chadwick	94-96	72.5
10.	Jade Robinson	04-	71.8

3-Pt Percentage

No	Name	Year	3-Pt%
1.	Sherry Swindell	89-92	50.7
2.	Joanna Cuprys	96-97	49.2
3.	Rima Brazenas	98-00	42.2
4.	Cindy Combs	94-95	39.8
5.	Tracey Marchmann	90-92	38.1
6.	Malgorzata Morka	01-05	37.7
7.	Shannon Bradley	90-94	36.7
8.	Janet Chadwick	94-98	36.2
9.	Shavonder Clarke	04-06	36.0
10.	Monika Dajksler	97-01	35.7

All-Time Alphabetical Roster

A

Lisa Alexander
Kelly Alsup
Tamica Andrews
Shanda Anderson
Amanda Anglin
Amy Anglin
Paulina Aniola



B

Yetta Bailey
Carol Baker
Jennifer Baker
Sharon Baldwin
April Barton
Danielle Bates
Mindi Beaver
Heather Bell
Jasmine Benson
Vicki Berdanis
Sherry Blackwell
Stacey Boggs
Jeanna Bonds
Jenae Boyles
Shannon Bradley
Rima Brazenas
Kristal Brooks

C

Angela Carter
Tori Carrington
Janet Chadwick
Karen Chandler
Fatou Cisse
Shavonder Clarke
Jennifer Clifton
Leslie Code
Sarah Coleman
Kelly Collins
Jocelyn Cook
Cindy Coombs
Shannayl Connolly
Joanna Cuprys

D

Monika Dajksler
Dawn Denman
Dayna Ducham
Kathy Dunn

F

Pam Fields
Denisha Ferguson
Monica Fouch

G

Lauren Gaines



DJ Galbiati
Tiffany Gates
Ngoneh Gaye
Ardith Gibbons
Nikki Gurley

H

Mandy Hammett
Dana Harris
Kim Harris
Lauren Harris
Lynne Hasty
Jenni Henderson
Zane Hernandez
LaTonya Henry
Sherry Honea
Beth Horne
Rhonda Hulsey

I

Meredith Inman
Keira Irwin

J

DeWayna Jacobs
Ashley Johnson
Janeen Johnson
Chantel Jiles
Stacie Jordan

K

Amie Kane
Krista Kemp
Marla Kemp
Mareme Konate

L

Traci Lewis
Justina Lujan

M

Amanda Malcom
Vashti Manning
Tracy Marchmann
Christi Martin
Katie Martin
Anne May
Sarah McAllister



Desiree McKenzie
Kristi Meredith
Dominika Miezowska
Malgorzata Morka
Regina Moss

N

Fatou Ndoye
Kim Nichols

O

Maria O'Brien
Jill Osada

P

Angie Penrod
Stacy Pickens
Justine Pivac
Cristy Poss

R

Desma Radford
Natalie Richardson
Melissa Ransom
Beverly Ridings
Sandra Roberts
Jade Robinson
Janice Russell

S

Sharmia Sanders
Stephanie Searce
Michelle Scott
Robin Shaw
Suzan Shirley
Leslie Smith
Mandy Smith
Vandi Smith
Tara Solomon
Tabby Southern

Justyna Stanioch
Magda Stanioch
Kelly Stephens
Donna Stevenson
Jeanne Sturdivant
Amy Sullivan
Lisa Sutter
Sherry Swindell
Anna Szaniecka



T

Tiffany Tanner
Audra Thomas
Mandy Thomas
Monica Thomas
Dion Thornton
Angie Touchstone
Jenny Trammell
Tammy Tripp
Conny Trundle
Jennifer Turner

U

Kristina Usaite

V

Abriele Varnum

W

Brittany Walden
Gina Waldrip
Kim Watts
Lorena Webb
Larvisha West
Kelly Williamson
Sharon Willis
Sheila Willis
Chason Worthy
Shelly Wright
Jocelyn Wyatt

Y

Rhonda Yarbrough

Z

Candice Zachery
Ewelina Zmuda

All-Time Numerical Roster

00

Tori Carrington, 2000-03
Brittany Walden, 2003-04
Lauren Harris, 2004-05

3

Mandy Thomas, 1996-98
Mamy Ndoe, 1998-99
Zane Hernandez, 1999-00
Malgorzata Morka, 2001-05
Desiree McKenzie, 2005-06

5

Jocelyn Cook, 2000-01
Dominika Miezowska, 2002-06

10

*Kelly Williamson, 1983-84
*Amy Sullivan, 1993-94
Cindy Combs, 1994-95
Chason Worthy, 1995-96
*Meredith Inman, 1996-97
*Marla Kemp, 1998-99
Fatou Ndoe, 1998-00
*Paulina Aniola, 2000-02, 2003-04
DJ Galbiati, 2004-06
JoeDonna Molden,

11

*Karen Chandler, 1985-86
Desma Radford, 1987-90
Tara Solomon, 1992-94
Janet Chadwick, 1994-98
*Amy Anglin, 1990-00
Tara Solomon, 1992-94

12

*Jill Osada, 1984-86
Kim Nichols, 1987-89
*Sherry Swindell, 1989-90
Keira Irwin, 1993-94
*Melissa Ransom, 1995-96
Christi Martin, 1996-97
Krista Kemp, 1998-00
Kristina Usaita, 2002-04
Jade Robinson, 2004-06
Carol Baker, 1992-93

13

*Vandi Smith, 1984-86
Dayna Ducham, 1993-94
*Meredith Inman, 1995-96
Joanna Cuprys, 1996-97
Dion Thornton, 1997-99

14

Janice Russell, 1982-84
Robin Shaw, 1984-87
*April Barton, 1987-88
*April Willingham, 1989-92
Mandy Smith, 1992-94
Angela Carter, 1994-95
Mandy Smith, 1992-94

15

Lynne Hasty, 1984-85
Rhonda Yarbrough, 1985-87

Traci Lewis, 1987-88
Lauren Gaines, 2000-04
Nikki Gurley, 2004-present

20

*Sandra Roberts, 1984-85
*April Barton, 1985-86
Sherry Blackwell, 1987-90
Tracey Marchman, 1990-92
Suzan Shirley, 1994-95
Janeen Johnson, 1995-96
*Marla Kemp, 1996-98
Amie Kane, 1999-01
Jasmine Benson, 2002-03
Shavonder Clarke, 2004-06
Gia Lockett, 2006-present
*April Willingham, 1992-93

21

Regina Moses, 1983-84
Dana Harris, 1985-86
Jenny Trammell, 1988-92
*Melissa Ransom, 1996-97
Monika Dajksler, 1997-01
*Paulina Aniola, 2002-03
Lisa Sutter, 2003-04
Justina Lujan, 2004-06

22

Jenifer Turner, 1983-86
*Karen Chandler, 1987-89
Kelly Collins, 1991-92
Stacy Pickens, 1993-94
Cristy Poss, 1994-96
Abriele Varnum, 2000-02
Amanda Malcolm, 2004-05
Ngoneh Gaye, 2005-present
*Amy Sullivan, 1992-93

23

*Vandi Smith, 1983-84
*Tabby Southern, 1991-92
Tiffany Tanner, 1993-96
Jennifer Clifton, 1996-99
Leslie Code, 2002-03
*Danielle Bates, 2004-06
*Kelly Collins, 1991-92

24

*Sandra Roberts, 1983-84
Tammy Tripp, 1988-89
*Danielle Bates, 2003-04
Yetta Bailey, 2004-05
Jennifer Baker, 2005-present

25

Kelly Alsop, 1985-89
*Tabby Southern, 1989-90
Vashti Manning, 1991-95
*Justyna Stanioch, 1996-99
Anna Szaniecka, 1999-03
Leslie Smith, 2003-05
Ashley Johnson, 2006-present

30

Lisa Alexander, 1982-83
*Rhonda Hulsey, 1984-85
Gina Waldrip, 1986-90



*Sherry Swindell, 1990-92
Terri Thrasher, 1994-95
Mareme Konate, 2001-03
DeAndrea Bulloch, 2006-present

31

Vickie Berdanis, 1982-84
Sharon Baldwin, 1985-87

32

Shannon Bradley, 1990-94
Sarah Coleman, 1995-99
Chantel Jiles, 1999-00
Krystal Brooks, 2002-03
Larvisha West, 2003-04
Katie Martin, 2004-present

33

*Jill Osada, 1983-84
Donna Stevenson, 1984-86
Pam Fields, 1986-88
Mandy Hammett, 1989-92
Kim Watts, 1992-96
Justine Pivac, 2000-01
Shanda Anderson, 2005-06
Kim Watts, 1992-96

34

Maria O'Brien, 1982-86
Kristi Meredith, 1996-97

35

Jeanna Bonds, 1983-84
Beverly Ridings, 1984-85
Jenni Henderson, 1986-89
Dawn Denman, 1989-90
Janea Boyles, 1990-92
Sarah McAllister, 1993-97
Ewelina Zmuda, 1997-00

40

Stacie Jordan, 1990-92

42

*Kelly Williamson, 1984-85
Mindi Beaver, 1987-91
Lorena Webb, 1998-99
Tiffany Gates, 2000-01
Montinique Nixon, 2006-present

44

*Rhonda Hulsey, 1985-86
Monica Fouch, 1991-93
Audra Thomas, 2000-01
*LaTonya Henry, 2002-03
Stephanie Searce, 2004-present

45

Beth Horne, 1982-84
Shannayl Connolly, 1994-98
Rima Brazenas, 1998-00
Sharmia Sanders, 2000-01
Denisha Ferguson, 2001-04

50

Ann May, 1983-84
Monica Thomas, 1991-92
Ardith Gibbons, 1992-95
*LaTonya Henry, 2003-04

52

*Amy Anglin, 1996-98
Amanda Anglin, 1999-00

54

Kelly Stephens, 1986-88
*Conny Trundle, 1989-91
Natalie Richardson, 1994-95

55

Angie Penrod, 1985-86
*Conny Trundle, 1988-89
Kim Harris, 1989-90
DeWayna Jacobs, 1990-92
Rosetta Hollis, 2006-07
Stacey Boggs, 1992-93

Coaching Staff

James Black
Ginny Boggess
Sarah Coleman
Randall Goble
*Susan Montgomery
*Rhonda Seagraves
Paula Skinner
*Colby Tilley
*Ron Walker
Scott Whitlock
Susan Whitlock
*Gary Wisener
*Head Coach

Yearly Team Totals

Points

Year	Points
1982-83	1380
1983-84	1717
1984-85	1868
1985-86	2111
1986-87	2199
1987-88	2539
1988-89	2205
1989-90	2128
1990-91	2433
1991-92	2424
1992-93	2130
1993-94	2180
1994-95	1985
1995-96	1973
1996-97	2581
1997-98	2081
1998-99	2526
1999-00	2180
2000-01	2027
2001-02	1963
2002-03	1992
2003-04	2231
2004-05	2161
2005-06	1717
2006-07	1895

Points Per Game

Year	PPG
1982-83	60.0
1983-84	63.6
1984-85	62.3
1985-86	75.4
1986-87	78.5
1987-88	79.3
1988-89	78.8
1989-90	73.4
1990-91	78.5
1991-92	78.2
1992-93	71.0
1993-94	75.2
1994-95	73.5
1995-96	68.0
1996-97	80.7
1997-98	74.3
1998-99	78.3
1999-00	72.7
2000-01	75.1
2001-02	72.7
2002-03	68.7
2003-04	76.9
2004-05	72.0
2005-06	63.6
2006-07	65.3

Field Goals Made

Year	FGM
1982-83	562
1983-84	698
1984-85	776
1985-86	853
1986-87	918
1987-88	997
1988-89	870
1989-90	818
1990-91	910
1991-92	922
1992-93	785
1993-94	821
1994-95	727

1995-96	743
1996-97	977
1997-98	809
1998-99	1001
1999-00	848
2000-01	134
2001-02	739
2002-03	707
2003-04	740
2004-05	760
2005-06	636
2006-07	655

FG Attempts

Year	FGA
1982-83	1417
1983-84	1722
1984-85	1942
1985-86	1934
1986-87	1948
1987-88	2150
1988-89	1746
1989-90	1671
1990-91	1991
1991-92	1954
1992-93	1819
1993-94	1881
1994-95	1734
1995-96	1663
1996-97	2011
1997-98	1709
1998-99	2090
1999-00	1867
2000-01	1748
2001-02	1709
2002-03	1667
2003-04	1778
2004-05	1935
2005-06	1815
2006-07	1781

Field Goal Pct.

Year	FG%
1982-83	39.7
1983-84	40.5
1984-85	40.0
1985-86	44.1
1986-87	47.1
1987-88	46.4
1988-89	49.8
1989-90	49.0
1990-91	45.7
1991-92	47.2
1992-93	43.2
1993-94	43.6
1994-95	42.2
1995-96	44.7
1996-97	48.6
1997-98	47.3
1998-99	47.9
1999-00	45.4
2000-01	41.6
2001-02	43.2
2002-03	42.4
2003-04	41.6
2004-05	39.3
2005-06	35.0
2006-07	36.8

Free Throws

Year	FTM
1982-83	256
1983-84	321
1984-85	316
1985-86	405
1986-87	363
1987-88	529
1988-89	447
1989-90	435
1990-91	518
1991-92	468
1992-93	431
1993-94	424
1994-95	408
1995-96	430
1996-97	505
1997-98	407
1998-99	475
1999-00	400
2000-01	435
2001-02	332
2002-03	441
2003-04	545
2004-05	436
2005-06	274
2006-07	443

FT Attempts

Year	FTA
1982-83	442
1983-84	520
1984-85	527
1985-86	651
1986-87	560
1987-88	777
1988-89	609
1989-90	652
1990-91	749
1991-92	674
1992-93	592
1993-94	681
1994-95	641
1995-96	655
1996-97	723
1997-98	627
1998-99	751
1999-00	587
2000-01	611
2001-02	502
2002-03	624
2003-04	722
2004-05	624
2005-06	425
2006-07	657

Free-Throw Pct.

Year	FT%
1982-83	57.9
1983-84	61.7
1984-85	60.0
1985-86	62.2
1986-87	64.8
1987-88	68.1
1988-89	73.4
1989-90	66.7
1990-91	69.2
1991-92	69.4
1992-93	72.8
1993-94	62.3
1994-95	63.7



1995-96	65.6
1996-97	69.8
1997-98	64.9
1998-99	63.2
1999-00	68.1
2000-01	71.2
2001-02	66.1
2002-03	70.7
2003-04	75.5
2004-05	69.9
2005-06	64.5
2006-07	67.4

3-Pointers Made

Year	3PM
1982-83	---
1983-84	---
1984-85	---
1985-86	---
1986-87	---
1987-88	22
1988-89	19
1989-90	51
1990-91	108
1991-92	108
1992-93	129
1993-94	114
1994-95	133
1995-96	57
1996-97	122
1997-98	56
1998-99	49
1999-00	84
2000-01	136
2001-02	153
2002-03	137
2003-04	206
2004-05	205
2005-06	171
2006-07	142

3- Point Attempts

Year	3PA
1982-83	---
1983-84	---
1984-85	---
1985-86	---
1986-87	---

1987-88	59
1988-89	59
1989-90	104
1990-91	264
1991-92	251
1992-93	356
1993-94	344
1994-95	366
1995-96	191
1996-97	292
1997-98	156
1998-99	166
1999-00	229
2000-01	427
2001-02	462
2002-03	443
2003-04	599
2004-05	593
2005-06	628
2006-07	489

3-Point Pct.

Year	3PT%
1982-83	---
1983-84	---
1984-85	---
1985-86	---
1986-87	---
1987-88	37.3
1988-89	32.2
1989-90	49.0
1990-91	40.9
1991-92	43.0
1992-93	36.2
1993-94	33.1
1994-95	33.6
1995-96	29.8
1996-97	41.8
1997-98	35.9
1998-99	29.5
1999-00	36.7
2000-01	31.9
2001-02	33.1
2002-03	30.9
2003-04	34.4
2004-05	34.6
2005-06	27.2
2006-07	29.0

Yearly Team Totals

Blocked Shots

Year	Blocks
1982-83	48
1983-84	91
1984-85	36
1985-86	66
1986-87	100
1987-88	108
1988-89	81
1989-90	41
1990-91	96
1991-92	103
1992-93	56
1993-94	38
1994-95	37
1995-96	60
1996-97	88
1997-98	138
1998-99	118
1999-00	106
2000-01	68
2001-02	64
2002-03	80
2003-04	86
2004-05	216
2005-06	56
2006-07	78

Rebounds

Year	Rebs
1982-83	925
1983-84	1153
1984-85	997
1985-86	1037
1986-87	1075
1987-88	1329
1988-89	924
1989-90	1073
1990-91	1175
1991-92	1335
1992-93	1309
1993-94	1319
1994-95	1227
1995-96	1219
1996-97	1354
1997-98	1117
1998-99	1359
1999-00	1115
2000-01	1164
2001-02	1096
2002-03	1217
2003-04	1215
2004-05	1320
2005-06	995
2006-07	1243

Steals

Year	Steals
1982-83	200
1983-84	274
1984-85	352
1985-86	430
1986-87	434
1987-88	495
1988-89	428
1989-90	365
1990-91	392
1991-92	386
1992-93	366
1993-94	305
1994-95	312
1995-96	322
1996-97	373
1997-98	297
1998-99	416
1999-00	417
2000-01	308
2001-02	256
2002-03	202
2003-04	243
2004-05	287
2005-06	314
2006-07	270

Assists

Year	Assists
1982-83	335
1983-84	393
1984-85	299
1985-86	357
1986-87	493
1987-88	592
1988-89	587
1989-90	678
1990-91	580
1991-92	603
1992-93	556
1993-94	562
1994-95	485
1995-96	530
1996-97	634
1997-98	509
1998-99	678
1999-00	528
2000-01	436
2001-02	537
2002-03	487
2003-04	512
2004-05	418
2005-06	296
2006-07	378



Yearly Individual Totals

Points



Year	Points
1982-83	Sheila Willis, 299
1983-84	Sandra Roberts, 379
1984-85	Donna Stevenson, 414
1985-86	Sharon Baldwin, 508
1986-87	Kelly Alsop, 429
1987-88	Kelly Alsop, 604
1988-89	Kelly Alsop, 506
1989-90	Mindy Beaver, 446
1990-91	DeWayna Jacobs, 436
1991-92	DeWayna Jacobs, 480
1992-93	Shannon Bradley, 417
1993-94	Shannon Bradley, 462
1994-95	Sarah McAllister, 380
1995-96	Sarah McAllister, 657
1996-97	Joanna Cuprys, 807
1997-98	Chadwick, Thornton, 423
1998-99	Dion Thornton, 503
1999-00	Amie Kane, 523
2000-01	Amie Kane, 539
2001-02	Denisha Ferguson, 441
2002-03	Denisha Ferguson, 503
2003-04	Denisha Ferguson, 590
2004-05	Shavonder Clarke, 553
2005-06	Shavonder Clarke, 462
2006-07	Rosetta Hollis, 323

Points Per Game

Year	PPG
1982-83	Sheila Willis, 13.0
1983-84	Sandra Roberts, 14.0
1984-85	Donna Stevenson, 14.3
1985-86	Sharon Baldwin, 18.1
1986-87	Sharon Baldwin, 20.2
1987-88	Kelly Alsop, 19.5
1988-89	Kelly Alsop, 18.1
1989-90	Mindy Beaver, 15.4
1990-91	DeWayna Jacobs, 14.1
1991-92	DeWayna Jacobs, 15.5
1992-93	Shannon Bradley, 13.9
1993-94	Shannon Bradley, 15.9
1994-95	Sarah McAllister, 14.1
1995-96	Sarah McAllister, 22.7
1996-97	Joanna Cuprys, 26.0
1997-98	Janet Chadwick, 16.3
1998-99	Justyna Stanioch, 16.5
1999-00	Amie Kane, 18.0
2000-01	Amie Kane, 20.0
2001-02	Denisha Ferguson, 16.3
2002-03	Denisha Ferguson, 18.6
2003-04	Denisha Ferguson, 20.3
2004-05	Shavonder Clarke, 18.4
2005-06	Shavonder Clarke, 18.5
2006-07	Rosetta Hollis, 13.5

Field Goals Made



Year	FGM
1982-83	Sheila Willis, 130
1983-84	Sandra Roberts, 169
1984-85	Donna Stevenson, 172
1985-86	Sharon Baldwin, 207
1986-87	Kelly Alsop, 162
1987-88	Kelly Alsop, 223
1988-89	Kelly Alsop, 194
1989-90	Mindy Beaver, 182
1990-91	DeWayna Jacobs, 191
1991-92	DeWayna Jacobs, 215
1992-93	Tara Solomon, 160
1993-94	Sarah McAllister, 187
1994-95	Sarah McAllister, 162
1995-96	Sarah McAllister, 261
1996-97	Joanna Cuprys, 289
1997-98	Dion Thornton, 173
1998-99	Justyna Stanioch, 203
1999-00	Amie Kane, 209
2000-01	Amie Kane, 190
2001-02	Denisha Ferguson, 181
2002-03	Denisha Ferguson, 193
2003-04	Denisha Ferguson, 207
2004-05	Shavonder Clarke, 204
2005-06	Shavonder Clarke, 187
2006-07	Rosetta Hollis, 126

FG Attempts

Year	FGA
1982-83	Sheila Willis, 284
1983-84	Sandra Roberts, 404
1984-85	Donna Stevenson, 404
1985-86	Sharon Baldwin, 399
1986-87	Kelly Alsop, 343
1987-88	Kelly Alsop, 403
1988-89	Kelly Alsop, 335
1989-90	Mindy Beaver, 360
1990-91	DeWayna Jacobs, 355
1991-92	DeWayna Jacobs, 416
1992-93	Shannon Bradley, 398
1993-94	Shannon Bradley, 369
1994-95	Suzan Shirley, 290
1995-96	Sarah McAllister, 488
1996-97	Joanna Cuprys, 555
1997-98	Janet Chadwick, 307
1998-99	Justyna Stanioch, 357
1999-00	Amie Kane, 451
2000-01	Amie Kane, 423
2001-02	Denisha Ferguson, 357
2002-03	Denisha Ferguson, 354
2003-04	Denisha Ferguson, 423
2004-05	Shavonder Clarke, 477
2005-06	Shavonder Clarke, 448
2006-07	Jennifer Baker, 308

Field Goal Pct.



Year	FG%
1982-83	Beth Horne, 46.8
1983-84	Donna Stevenson, 51.1
1984-85	Vandi Smith, 43.3
1985-86	Sharon Baldwin, 51.9
1986-87	Sharon Baldwin, 55.3
1987-88	Kelly Alsop, 55.3
1988-89	Kelly Alsop, 57.9
1989-90	Mandy Hammett, 57.2
1990-91	DeWayna Jacobs, 53.8
1991-92	Monica Fouch, 55.8
1992-93	Monica Fouch, 58.1
1993-94	Sarah McAllister, 53.4
1994-95	Sarah McAllister, 57.4
1995-96	Sarah McAllister, 53.5
1996-97	Janet Chadwick, 52.9
1997-98	Dion Thornton, 57.3
1998-99	Justyna Stanioch, 56.9
1999-00	Rima Brazenas, 52.5
2000-01	Anna Szeniecka, 52.2
2001-02	Denisha Ferguson, 50.7
2002-03	Denisha Ferguson, 54.5
2003-04	Denisha Ferguson, 48.9
2004-05	Leslie Smith, 46.1
2005-06	Ngoneh Gaye, 42.1
2006-07	Rosetta Hollis, 45.8

Free Throws

Year	FTM
1982-83	Beth Horne, 61
1983-84	Beth Horne, 76
1984-85	Donna Stevenson, 70
1985-86	Sharon Baldwin, 94
1986-87	Kelly Alsop, 105
1987-88	Kelly Alsop, 158
1988-89	Kelly Alsop, 118
1989-90	Conny Trundle, 100
1990-91	Tracy Marchmann, 92
1991-92	Tracy Marchmann, 112
1992-93	Shannon Bradley, 79
1993-94	Shannon Bradley, 115
1994-95	Ardith Gibbins, 67
1995-96	Sarah McAllister, 133
1996-97	Joanna Cuprys, 137
1997-98	Dion Thornton, 77
1998-99	Dion Thornton, 109
1999-00	Amie Kane, 84
2000-01	Amie Kane, 134
2001-02	Denisha Ferguson, 79
2002-03	Denisha Ferguson, 115
2003-04	Kristina Usaite, 171
2004-05	Shavonder Clarke, 100
2005-06	Shavonder Clarke, 57
2006-07	Stephanie Searce, 94

FT Attempts



Year	FTA
1982-83	Beth Horne, 110
1983-84	Beth Horne, 132
1984-85	Vandi Smith, 115
1985-86	Sharon Baldwin, 127
1986-87	Kelly Alsop, 149
1987-88	Kelly Alsop, 216
1988-89	Kelly Alsop, 149
1989-90	Conny Trundle, 148
1990-91	Conny Trundle, 117
1991-92	Tracy Marchmann, 143
1992-93	Shannon Bradley, 104
1993-94	Shannon Bradley, 163
1994-95	Ardith Gibbins, 97
1995-96	Sarah McAllister, 179
1996-97	Joanna Cuprys, 163
1997-98	Dion Thornton, 131
1998-99	Dion Thornton, 161
1999-00	Amie Kane, 110
2000-01	Amie Kane, 171
2001-02	Denisha Ferguson, 114
2002-03	Denisha Ferguson, 144
2003-04	Kristina Usaite, 230
2004-05	Shavonder Clarke, 145
2005-06	Shavonder Clarke, 93
2006-07	Stephanie Searce, 123

Free-Throw Pct.

Year	FT%
1982-83	Sheila Willis, 67.2
1983-84	Sandra Roberts, 71.9
1984-85	Beverly Ridings, 76.9
1985-86	Sharon Baldwin, 74.0
1986-87	Kelly Alsop, 70.5
1987-88	Kelly Alsop, 73.1
1988-89	Kelly Alsop, 79.2
1989-90	Mandy Hammett, 72.7
1990-91	Tracy Marchmann, 80.7
1991-92	Tracy Marchmann, 78.3
1992-93	Amy Sullivan, 80.5
1993-94	Ardith Gibbins, 73.7
1994-95	Suzan Shirley, 77.2
1995-96	Sarah McAllister, 74.3
1996-97	Joanna Cuprys, 84.0
1997-98	Janet Chadwick, 83.5
1998-99	Dion Thornton, 67.7
1999-00	Monika Dajksler, 81.9
2000-01	Monika Dajksler, 80.4
2001-02	Malgorzata Morka, 73.4
2002-03	Denisha Ferguson, 79.9
2003-04	Denisha Ferguson, 81.1
2004-05	Dominika Mieszkowska, 80.0
2005-06	Dominika Mieszkowska, 80.0
2006-07	Jade Robinson, 77.7

Yearly Individual Totals

3-Pointers Made



Year	3PM
1982-83	---
1983-84	---
1984-85	---
1985-86	---
1986-87	---
1987-88	Tracy Lewis, 14
1988-89	Sherry Blackwell, 14
1989-90	Sherry Swindell, 44
1990-91	Sherry Swindell, 52
1991-92	Sherry Swindell, 52
1992-93	Shannon Bradley, 58
1993-94	Shannon Bradley, 57
1994-95	Suzan Shirley, 55
1995-96	Janet Chadwick, 25
1996-97	Joanna Cuprys, 92
1997-98	Janet Chadwick, 27
1998-99	Rima Petronyte, 38
1999-00	Rima Brazenas, 44
2000-01	Monika Dajksler, 52
2001-02	Malgorzata Morka, 57
2002-03	Malgorzata Morka, 41
2003-04	Morka, Larvesha West, 51
2004-05	Malgorzata Morka, 67
2005-06	Nikki Gurley, 51
2006-07	Jade Robinson, 45

3-Point Attempts

Year	3PA
1982-83	---
1983-84	---
1984-85	---
1985-86	---
1986-87	---
1987-88	Tracy Lewis, 36
1988-89	Sherry Blackwell, 43
1989-90	Sherry Swindell, 82
1990-91	Sherry Swindell, 105
1991-92	Sherry Swindell, 105
1992-93	Shannon Bradley, 169
1993-94	Shannon Bradley, 143
1994-95	Suzan Shirley, 161
1995-96	Janet Chadwick, 84
1996-97	Joanna Cuprys, 187
1997-98	Amy Anglin, 61
1998-99	Rima Petronyte, 94
1999-00	Rima Brazenas, 100
2000-01	Monika Dajksler, 140
2001-02	Malgorzata Morka, 164
2002-03	Malgorzata Morka, 104
2003-04	Larvesha West, 133
2004-05	Malgorzata Morka, 177
2005-06	Nikki Gurley, 177
2006-07	Jade Robinson, 142

3-Point Pct.



Year	3PT%
1982-83	---
1983-84	---
1984-85	---
1985-86	---
1986-87	---
1987-88	Tracy Lewis, 38.9
1988-89	Sherry Blackwell, 32.6
1989-90	Sherry Swindell, 53.7
1990-91	Sherry Swindell, 49.5
1991-92	Sherry Swindell, 49.5
1992-93	Shannon Bradley, 34.3
1993-94	Shannon Bradley, 39.9
1994-95	Cindy Combs, 39.8
1995-96	Meredith Inman, 37.5
1996-97	Joanna Cuprys, 49.2
1997-98	Janet Chadwick, 46.6
1998-99	Rima Petronyte, 40.4
1999-00	Rima Brazenas, 44.0
2000-01	Monika Dajksler, 37.1
2001-02	Malgorzata Morka, 34.8
2002-03	Malgorzata Morka, 39.4
2003-04	Malgorzata Morka, 39.8
2004-05	Shavonder Clarke, 40.9
2005-06	Shavonder Clarke, 30.7
2006-07	Jennifer Baker, 34.4

Rebounds

Year	Rebounds
1982-83	Beth Horne, 188
1983-84	Beth Horne, 260
1984-85	Vandi Smith, 251
1985-86	Kelly Alsop, 219
1986-87	Kelly Alsop, 241
1987-88	Kelly Alsop, 283
1988-89	Kelly Alsop, 179
1989-90	Mindi Beaver, 236
1990-91	DeWayna Jacobs, 250
1991-92	DeWayna Jacobs, 236
1992-93	Kim Watts, 203
1993-94	Aridith Gibbons, 246
1994-95	Aridith Gibbons, 194
1995-96	Kim Watts, 263
1996-97	Joanna Cuprys, 244
1997-98	Dion Thornton, 261
1998-99	Dion Thornton, 274
1999-00	Ewelina Zmuda, 170
2000-01	Anna Szaniecka, 191
2001-02	Denisha Ferguson, 277
2002-03	Denisha Ferguson, 256
2003-04	Denisha Ferguson, 287
2004-05	Shavonder Clarke, 264
2005-06	Shavonder Clarke, 280
2006-07	Stephanie Searce, 192

Rebounds per Game



Year	Rebounds per Game
1982-83	Beth Horne, 8.2
1983-84	Beth Horne, 9.6
1984-85	Vandi Smith, 8.7
1985-86	Kelly Alsop, 8.1
1986-87	Kelly Alsop, 8.6
1987-88	Kelly Alsop, 9.1
1988-89	Kelly Alsop, 6.4
1989-90	Mindi Beaver, 8.8
1990-91	DeWayna Jacobs, 8.1
1991-92	DeWayna Jacobs, 7.6
1992-93	Monica Fouch, 7.6
1993-94	Aridith Gibbons, 8.5
1994-95	Aridith Gibbons, 7.2
1995-96	Kim Watts, 9.4
1996-97	Joanna Cuprys, 7.9
1997-98	Dion Thornton, 9.3
1998-99	Dion Thornton, 8.6
1999-00	Ewelina Zmuda, 5.7
2000-01	Anna Szaniecka, 7.1
2001-02	Denisha Ferguson, 10.3
2002-03	Denisha Ferguson, 9.5
2003-04	Denisha Ferguson, 9.9
2004-05	Shavonder Clarke, 8.8
2005-06	Shavonder Clarke, 11.2
2006-07	Ngoneh Gaye, 10.3

Steals

Year	Steals
1982-83	Sharon Willis, 34
1983-84	Sandra Roberts, 55
1984-85	Maria O'Brien, 52
1985-86	Sharon Baldwin, 105
1986-87	Baldwin, Fields, 67
1987-88	April Barton, 90
1988-89	April Barton, 84
1989-90	Jenny Trammel, 108
1990-91	Tracy Marchmann, 62
1991-92	Tracy Marchmann, 105
1992-93	Shannon Bradley, 85
1993-94	Shannon Bradley, 93
1994-95	Suzan Shirley, 45
1995-96	Janet Chadwick, 60
1996-97	Joanna Cuprys, 70
1997-98	Mandy Thomas, 52
1998-99	Rima Petronyte, 123
1999-00	Rima Brazenas, 144
2000-01	Amie Kane, 87
2001-02	Mareme Konate, 42
2002-03	Kristina Usaite, 40
2003-04	Kristina Usaite, 46
2004-05	Shavonder Clarke, 80
2005-06	Shavonder Clarke, 69
2006-07	Gia Lockett, 46

Assists



Year	Assists
1982-83	Lisa Alexander, 124
1983-84	Sandra Roberts, 75
1984-85	Sandra Roberts, 56
1985-86	Sharon Baldwin, 97
1986-87	Robin Shaw, 109
1987-88	Pam Fields, 134
1988-89	Sherry Blackwell, 176
1989-90	Gina Waldrip, 220
1990-91	Stacie Jordan, 136
1991-92	Staci Jordan, 156
1992-93	Shannon Bradley, 143
1993-94	Shannon Bradley, 185
1994-95	Cindy Combs, 106
1995-96	Janet Chadwick, 144
1996-97	Christi Martin, 101
1997-98	Mandy Thomas, 110
1998-99	Rima Petronyte, 263
1999-00	Rima Brazenas, 176
2000-01	Lauren Gaines, 81
2001-02	Lauren Gaines, 109
2002-03	Lauren Gaines, 120
2003-04	Lauren Gaines, 165
2004-05	Dominika Mieszkowska, 150
2005-06	Dominika Mieszkowska, 60
2006-07	Jennifer Baker, 84

Blocked Shots

Year	Blocks
1982-83	Beth Horne, 20
1983-84	Beth Horne, 55
1984-85	Roberts, Stevenson, 9
1985-86	Angie Penrod, 25
1986-87	Jenny Henderson, 33
1987-88	Jenny Henderson, 43
1988-89	Jenny Henderson, 28
1989-90	Beaver, Hammett, 15
1990-91	DeWayna Jacobs, 65
1991-92	DeWayna Jacobs, 64
1992-93	Kim Watts, 14
1993-94	Sarah McAllister, 13
1994-95	Aridith Gibbons, 11
1995-96	Janet Chadwick, 21
1996-97	Joanna Cuprys, 49
1997-98	Ewelina Zmuda, 34
1998-99	Dion Thornton, 40
1999-00	Ewelina Zmuda, 172
2000-01	Justine Pivac, 24
2001-02	Denisha Ferguson, 19
2002-03	Kristina Usaite, 21
2003-04	Kristina Usaite, 43
2004-05	Lauren Harris, 165
2005-06	Ngoneh Gaye, 20
2006-07	Montinique Nixon, 29

Kennesaw State Women's Basketball Awards and Honors

All-Atlantic Sun Conference, First Team
Jennifer Baker, 2007



All-Atlantic Sun Conference, Second Team
Shavonder Clarke, 2005

All-Atlantic Sun Conference All-Freshman Team
Rosetta Hollis, 2007

Atlantic Sun Conference Player-of-the-Week
Shavonder Clarke, (12/5/05)
Shavonder Clarke, (12/12/05)

NCAA Division II Kodak All-American
Rima Brazenas, 2000
Joanna Cuprys, 1997

NCAA Division II WBCA All-American, First Team
Denisha Ferguson, 2004
Amie Kane, 2001

NCAA Division II WBCA All-District 3
Rima Brazenas, 2000

NCAA Division II Daktronics All-American, Third Team
Denisha Ferguson, 2004

NCAA Division II Daktronics All-American, Third Team
Rima Brazenas, 2000

Women's Division II Bulletin All-American, First Team
Amie Kane, 2001
Joanna Cuprys, 1997

Women's Division II Bulletin All-American, Third Team
Rima Brazenas, 2000

Women's Division II Bulletin All-American, Fourth Team
Sarah McAllister, 1997

Women's Division II Bulletin All-American, Honorable Mention
Justyna Stanioch, 1999
Dion Thornton, 1998

NCAA Division II Daktronics All-South Atlantic Region, First Team
Shavonder Clarke, 2005



Rima Brazenas, 2000

NCAA Division II All-South Atlantic Region, Second Team
Rima Brazenas, 1999
Janet Chadwick, 1998

All-Peach Belt Conference, First Team
Shavonder Clarke, 2005
Denisha Ferguson, 2004
Denisha Ferguson, 2003
Denisha Ferguson, 2002
Amie Kane, 2001
Rima Brazenas, 2000
Justyna Stanioch, 1999
Dion Thornton, 1999
Dion Thornton, 1998
Joanna Cuprys, 1997
Sarah McAllister, 1997
Sarah McAllister, 1996
Sarah McAllister, 1995

All-Peach Belt Conference, Second Team
Monika Dajksler, 2001
Janet Chadwick, 1998

Peach Belt Player-of-the-Year
Denisha Ferguson, 2004
Amie Kane, 2001
Rima Brazenas, 2000
Joanna Cuprys, 1997
Sarah McAllister, 1996

Peach Belt Conference All-Tournament Team
Denisha Ferguson, 2002
Sarah McAllister, 1996
Kim Watts, 1996

Peach Belt Player-of-the-Week
Shavonder Clarke, (2/2/05)
Shavonder Clarke, (11/22/04)
Denisha Ferguson, (2/16/04)
Denisha Ferguson, (2/2/04)
Denisha Ferguson, (1/20/04)
Denisha Ferguson, (11/24/03)
Denisha Ferguson, (2/17/02)
Denisha Ferguson, (1/20/02)
Denisha Ferguson, (2/11/01)

Amie Kane, (2/28/00)
Amie Kane, (12/11/00)
Rima Brazenas, (1/24/00)
Rima Brazenas, (1/31/00)
Rima Brazenas, (2/7/00)
Dion Thornton, (1/25/99)
Dion Thornton, (1/5/98)
Dion Thornton, (1/26/98)
Janet Chadwick, (12/8/97)
Joanna Cuprys, (1/12/97)
Joanna Cuprys, (1/19/97)
Joanna Cuprys, (1/26/97)
Joanna Cuprys, (2/16/97)
Justyna Stanioch, (12/1/96)
Sarah McAllister, (2/25/96)
Sarah McAllister, (2/11/96)
Sarah McAllister, (1/7/96)
Arth Gibbons, (1/16/95)

NAIA Honorable Mention All-American
Kelly Alsop, 1989
Kelly Alsop, 1988

NAIA Division I All-Southeast Region Independent Team
Shannon Bradley, 1994
Tara Solomon, 1994

NAIA All-District Player-of-the Year
Tracey Marchmann, 1992

NAIA All-District
Shannon Bradley, 1994
Shannon Bradley, 1993
Tara Solomon, 1993
DeWayna Jacobs, 1992
Tracey Marchmann, 1992
Mindi Beaver, 1991
DeWayna Jacobs, 1991

Mindi Beaver, 1990
Kelly Alsop, 1989
Kelly Alsop, 1988
Pam Fields, 1988
Kelly Alsop, 1987
Kelly Alsop, 1986
Sharon Baldwin, 1986

NAIA District Freshman of the Year
Shannon Bradley, 1991
Mindi Beaver, 1988
Sharon Baldwin, 1986

NAIA District All-Freshman Team
Kim Watts, 1993
Monica Fouch, 1992
Monica Thomas, 1992
Shannon Bradley, 1991
Mandy Hammett, 1990
Mindi Beaver, 1988
Sherry Blackwell, 1988
Kelly Alsop, 1986
Sharon Baldwin, 1986

All-Georgia Intercollegiate Athletic Conference
DeWayna Jacobs, 1992
Tracey Marchmann, 1992
Mindi Beaver, 1991
DeWayna Jacobs, 1991
Mindi Beaver, 1990
Kelly Alsop, 1989
April Barton, 1989
Mindi Beaver, 1989
Kelly Alsop, 1988
Kelly Alsop, 1987
Kelly Alsop, 1986
Sharon Baldwin, 1986



The Lady Owls 1,000-Point Club

Graham McAllister
Total Points: 1,983
Season's Played: 1993-97 (4)

1



Kelly Alsop
Total Points: 1,840
Season's Played: 1985-89 (4)

2



Denisha Ferguson
Total Points: 1,582
Season's Played: 2001-04 (3)

3



Shannon Bradley
Total Points: 1,512
Season's Played: 1990-94 (4)

4



Jindy Beaver
Total Points: 1,506
Season's Played: 1987-91 (4)

5



Janet Chadwick
Total Points: 1,369
Season's Played: 1994-98 (4)

6



Malgorzata Morka
Total Points: 1,191
Season's Played: 2001-05 (4)

7



Monika Dajksler
Total Points: 1,186
Season's Played: 1997-01 (4)

8



Kim Watts
Total Points: 1,066
Season's Played: 1992-96 (4)

9



Amie Kane
Total Points: 1,062
Season's Played: 1999-01 (2)

10



Yearly Results 1982-2006

Season: 1982-83
Record: 9-14, 1-7
Head Coach: Gary Wisener

Opponent	Score	Record
at Tennessee Wesleyan	39-71	(0-1,0-0)
at Cumberland	67-77	(0-2,0-0)
at Georgia Tech	55-68	(0-3,0-0)
Toccoa Falls	93-44	(1-3,0-0)
Covenant	64-37	(2-3,0-0)
at Augusta State	51-59	(2-4,0-1)
at Armstrong Atlantic	53-66	(2-5,0-2)
at Berry	71-45	(3-6,0-3)
Armstrong Atlantic	65-50	(4-6,1-3)
Lee	63-66	(4-7,1-3)
at Georgia SW	63-68	(4-8,1-4)
at Covenant	66-48	(5-8,1-4)
at West Georgia	63-82	(5-9,1-4)
Tennessee Temple	65-53	(6-9,1-4)
Bryan	56-47	(7-9,1-4)
West Georgia	47-60	(7-10,1-4)
Piedmont	60-63	(7-11,1-5)
at Lee	69-62	(8-11,1-5)
at Piedmont	58-59	(8-12,1-6)
at Valdosta State	46-106	(8-13,1-6)
Georgia SW	42-52	(8-14,1-7)
at Tennessee Temple	72-51	(9-14,1-7)

Season: 1983-84
Record: 9-19, 5-11
Head Coach: Gary Wisener

Opponent	Score	Record
at Shorter	50-55	(0-1,0-1)
Tift	83-94	(0-2,0-2)
at Lee	70-79	(0-3,0-2)
North Georgia	64-58	(1-3,1-2)
Covenant	67-45	(2-3,1-2)
at Tennessee Temple	52-68	(2-4,1-2)
at Augusta State	59-71	(2-5,1-3)
Georgia SW	61-73	(2-6,1-4)
at Covenant	75-42	(3-6,1-4)
Lee	67-80	(3-7,1-4)
at Armstrong	62-71	(3-8,1-4)
at Flagler	77-49	(4-8,1-4)
at Ed Waters	52-66	(4-9,1-4)
Augusta State	55-73	(4-10,1-5)
at Georgia SW	56-62	(4-11,1-6)
Berry	40-61	(4-12,1-7)
at North Georgia	57-62	(4-13,1-8)
at Georgia College	81-65	(5-13,2-8)
West Georgia	73-79	(5-14,2-8)
at Tift	54-73	(5-15,2-9)
at Berry	52-90	(5-16,2-10)
at Piedmont	96-60	(6-16,3-10)
Georgia College	73-70	(7-16,4-10)
Shorter	59-77	(7-17,4-11)
Piedmont	72-30	(8-17,5-11)
Ten. Temple	48-56	(8-18,5-11)
at West Georgia	60-73	(8-19,5-11)
forfeit-win over Flagler		(9-19,5-11)

Season: 1984-85
Record: 9-21, 4-14
Head Coach: Rhonda Seagraves

Opponent	Score	Record
at Tennessee Temple	55-66	(0-1,0-0)
Georgia College	64-74	(0-2,0-1)
at Morris Brown	68-75	(0-3,0-1)
at Lee	55-58	(0-4,0-1)
Shorter	55-87	(0-5,0-2)
at North Georgia	63-73	(0-6,0-3)
at Morris Brown	45-87	(0-7,0-3)
Lee	62-64	(0-8,0-3)
Covenant	80-56	(1-8,0-3)
at Payne	38-49	(1-9,0-4)
at Armstrong Atlantic	55-93	(1-10,0-5)
Armstrong Atlantic	68-80	(1-11,0-6)
at Piedmont	71-65	(2-11,1-6)
Georgia SW	62-71	(2-12,1-7)
Tift	90-66	(3-12,1-7)
at Berry	47-83	(3-13,1-8)
at Shorter	57-86	(3-14,1-9)
at West Georgia	57-81	(3-15,1-9)
Augusta State	60-71	(3-16,1-10)
at Covenant	67-51	(4-16,1-10)
at Georgia SW	62-84	(4-17,1-11)
Flagler	91-47	(5-17,2-11)
Tennessee Temple	52-58	(5-18,2-11)
at Tift	72-68	(6-18,2-11)
at Georgia College	71-89	(6-19,2-12)
at Augusta	77-74	(7-19,3-12)
Payne	52-69	(7-20,3-13)



Piedmont 64-54 (8-20,4-13)
 Berry 51-97 (8-21,4-14)
 forfeit win-Edward Waters (9-21,4-14)

Season: 1985-86
Record: 16-12, 7-11
Head Coach: Rhonda Seagraves

Opponent	Score	Record
Bryan	79-67	(1-0,0-0)
Lee	76-59	(2-0,0-0)
at Tennessee Temple	81-56	(3-0,0-0)
Covenant	88-47	(4-0,0-0)
at North Georgia	73-77	(4-1,0-1)
Augusta State	77-69	(5-1,1-1)
West Georgia	63-59	(6-1,1-1)
at Shorter	73-80	(6-2,1-2)
Warren Wilson	82-54	(7-2,1-2)
at Bryan	75-64	(8-2,1-2)
at Georgia SW	73-84	(8-3,1-3)
Berry	70-81	(8-4,1-4)
Cumberland (Ky.)	68-78	(8-5,1-4)
at Piedmont	76-80	(8-6,1-5)
Georgia College	79-67	(9-6,2-5)
at Armstrong Atlantic	86-94	(9-7,2-6)
at Berry	78-90	(9-8,2-7)
Piedmont	81-74	(10-8,3-7)
Armstrong Atlantic	78-77	(11-8,4-7)
Shorter	76-80	(11-9,4-8)
at Georgia College	73-79	(11-10,4-9)
Tennessee Temple	63-47	(12-10,4-9)
at Augusta State	65-64	(13-10,5-9)
at Lee	74-64	(14-10,5-9)
North Georgia	83-82	(15-10,6-9)
at Piedmont	82-66	(16-10,7-9)
Georgia SW	66-70	(16-11,7-10)
at Georgia College	73-79	(16-12,7-11)

Season: 1986-87
Record: 19-9, 4-8
Head Coach: Ron Walker

Opponent	Score	Record
Lee	76-65	(1-0,0-0)
at Covenant	74-66	(2-0,0-0)
at Tennessee Temple	84-50	(3-0,0-0)
Auburn-Montgomery	81-67	(4-0,0-0)
Bryan	99-57	(5-0,0-0)
at Coker	93-72	(6-0,0-0)
at Auburn-Montgomery	76-69	(7-0,0-0)
at Saint Leo	82-68	(8-0,0-0)
at North Georgia	77-87	(8-1,0-1)
Covenant	117-57	(9-1,0-1)
West Georgia	79-80	(9-2,0-1)
Shorter	87-74	(10-2,1-1)
at Flagler	85-50	(11-2,1-1)
at Florida Tech	85-63	(12-2,1-1)
Alabama-Huntsville	81-76	(13-2,1-1)
Tennessee Temple	101-69	(14-2,1-1)
at Shorter	63-65	(14-3,1-2)
Georgia College	79-74	(15-3,2-2)
at Piedmont	76-47	(16-3,3-2)
Bryan	70-60	(17-3,3-2)
at Lee	62-60	(18-3,3-2)
Berry	77-81	(18-4,3-3)
Georgia SW	62-70	(18-5,3-4)
at Georgia College	52-65	(18-6,3-5)



at Berry 76-88 (18-7,3-6)
 North Georgia 67-71 (18-8,3-7)

Season: 1987-88
Record: 24-8, 10-2
Head Coach: Ron Walker

Opponent	Score	Record
Auburn-Montgomery	78-86	(0-1,0-0)
Tennessee Temple	101-36	(1-1,0-0)
at Montevallo	76-59	(2-1,0-0)
Flagler	88-38	(3-1,0-0)
at Auburn-Montgomery	61-75	(3-2,0-0)
North Georgia	78-72	(4-2,1-0)
Lee	91-90	(5-2,1-0)
Carson-Newman	77-81	(5-3,1-0)
at Morris Brown	68-52	(6-3,1-0)
at Wofford	78-55	(7-3,1-0)
at Saint Leo	78-45	(8-3,1-0)
at Tampa	97-73	(9-3,1-0)
Alabama-Huntsville	62-49	(10-3,1-0)
at Middle Tennessee State	66-83	(10-4,1-0)
at Milligan	83-50	(11-4,1-0)
Shorter	94-70	(12-4,2-0)
Georgia College	69-67	(13-4,3-0)
Montevallo	70-74	(13-5,3-0)
at Piedmont	90-59	(14-5,4-0)
at Berry	60-73	(14-6,4-1)
at Shorter	78-64	(15-6,5-1)
Georgia SW	72-59	(16-6,6-1)
at Georgia College	93-89	(17-6,7-1)
Berry	60-50	(18-6,8-1)
at North Georgia	60-64	(18-7,8-2)
Piedmont	92-52	(19-7,9-2)
at Georgia SW	69-64	(20-7,10-2)
Bryan	92-52	(21-7,10-2)

NAIA District Tournament - Milledgeville, Ga.
 Florida Memorial 94-47 (22-7,10-2)
 North Georgia 111-94 (23-7,10-2)
 Georgia College 70-65 (24-7,10-2)
NAIA Bi-District Tournament - Orangeburg, SC
 at Clifton 84-98 (24-8,10-2)

Season: 1988-89
Record: 24-4, 12-2
Head Coach: Ron Walker

Opponent	Score	Record
West Florida	87-61	(1-0,0-0)
Shorter	87-64	(2-0,1-0)
at Milligan	76-68	(3-0,1-0)
at West Georgia	64-61	(4-0,1-0)
Montevallo	75-50	(5-0,1-0)
at Carson-Newman	80-85	(5-1,1-0)
Alabama-Huntsville	82-60	(6-1,1-0)
Valdosta State	87-74	(7-1,1-0)
at Auburn-Montgomery	65-55	(8-1,1-0)

Bahamas Shootout - Nassau, Bahamas
 Southwest Baptist 75-42 (9-1,1-0)
 Phillips 87-82 (10-1,1-0)
 Southern Maine 73-66 (11-1,1-0)
 at North Georgia 63-70 (11-2,1-1)
 Georgia College 90-76 (12-2,2-1)
 Piedmont 102-39 (13-2,3-1)
 Brewton-Parker 81-75 (14-2,4-1)
 Georgia SW 70-59 (15-2,5-1)
 at Berry 64-61 (16-2,6-1)

at Shorter 88-69 (17-2,7-1)
 at Montevallo 79-67 (18-2,7-1)
 at Georgia College 80-66 (19-2,8-1)
 Berry 77-69 (20-2,9-1)
 North Georgia 78-59 (21-2,10-1)
 at Piedmont 96-48 (22-2,11-1)
 at Georgia SW 71-64 (23-2,12-1)
 at Brewton-Parker 73-86 (23-3,12-2)
NAIA District Tournament - Kennesaw, Ga.
 Flagler 86-50 (24-3,12-2)
 Georgia College 69-71 (24-4,12-2)

Season: 1989-90
Record: 15-14, 7-5
Head Coach: Ron Walker

Opponent	Score	Record
Clifton	79-104	(0-1,0-0)
Shorter	73-58	(1-1,1-0)

Lady Owl Invitational - Kennesaw, Ga.
 Columbus State 76-48 (2-1,1-0)
 Montevallo 80-85 (2-2,1-0)
 at Valdosta State 69-72 (2-3,1-0)
 at Tennessee Tech 65-89 (2-4,1-0)
 at Spelman 74-30 (3-4,1-0)
 at Florida Southern 76-79 (3-5,1-0)
 at Flagler 87-46 (4-5,1-0)
 West Georgia 61-71 (4-6,1-0)
 Carson-Newman 63-65 (4-7,1-0)
 Catawba 87-84 (5-7,1-0)
 Brewton-Parker 82-79 (6-7,2-0)
 North Georgia 64-51 (7-7,3-0)
 at Georgia College 80-50 (8-7,4-0)
 at Auburn-Montgomery 60-52 (9-7,4-0)
 at Georgia SW 56-77 (9-8,4-1)
 Berry 81-63 (10-8,5-1)
 at Shorter 93-87 (11-8,6-1)
 at Brewton-Parker 55-57 (11-9,6-2)
 Flagler 84-46 (12-9,6-2)
 Georgia College 72-62 (13-9,7-2)
 at Berry 71-82 (13-10,7-3)
 at North Georgia 69-72 (13-11,7-4)
 Auburn-Montgomery 72-65 (14-11,7-4)
 at Montevallo 71-74 (14-12,7-4)
 Georgia SW 66-81 (14-13,7-5)
 at Columbus State 86-72 (15-13,7-5)
NAIA District Tournament - Kennesaw, Ga.
 Georgia College 66-68 (15-14,7-5)

Season: 1990-91
Record: 20-11, 9-3
Head Coach: Ron Walker

Opponent	Score	Record
----------	-------	--------

Lady Senator Classic - Montgomery, Ala.
 William Carey 74-68 (1-0,0-0)
 at Auburn-Montgomery 61-82 (1-1,0-0)
 Shorter 84-58 (2-1,1-0)
 Columbus State 88-65 (3-1,1-0)
 at Spelman 86-43 (4-1,1-0)
 Jacksonville State 70-84 (4-2,1-0)
 at Clifton 43-69 (4-3,1-0)

Horton Homes Classic - Milledgeville, Ga.
 Newberry 83-60 (5-3,1-0)
 Flagler 105-36 (6-3,1-0)
 at Columbus State 83-72 (7-3,1-0)
 at Jacksonville State 88-104 (7-4,1-0)
 Mobile 69-62 (8-4,1-0)
 Brewton-Parker 91-81 (9-4,2-0)
 Montevallo 82-96 (9-5,2-0)
 at North Georgia 72-59 (10-5,3-0)
 Georgia College 64-62 (11-5,4-0)
 at Charleston (W. Va.) 60-69 (11-6,4-0)
 Georgia SW 85-53 (12-6,5-0)
 at Berry 62-65 (12-7,5-1)
 at Shorter 84-61 (13-7,6-1)
 Brewton-Parker 92-68 (14-7,7-1)
 Spelman 86-46 (15-7,7-1)
 at Georgia College 78-81 (15-8,7-2)
 Berry 70-86 (15-9,7-3)
 North Georgia 60-57 (16-9,8-3)
 Auburn-Montgomery 81-74 (17-9,8-3)
 at Montevallo 60-75 (17-10,8-3)
 at Georgia SW 96-80 (18-10,9-3)

NAIA District Tournament - Rome, Ga.
 Brewton-Parker 98-71 (19-10,9-3)
 Florida Memorial 108-48 (20-10,9-3)
 at Berry 70-72 (20-11,9-3)



at Georgia College	66-79 (5-3)
Lady Owl Invitational - Kennesaw, Ga.	
Mars Hill	88-72 (6-3)
USC Spartanburg	70-75 (6-4)
Albany State	50-54 (6-5)
at Georgia SW	74-82 (6-6)
Portland State	59-84 (6-7)
at Jacksonville State	72-82 (6-8)
North Georgia	90-61 (7-8)
at Montevallo	69-100 (7-9)
at Clayton State	74-55 (8-9)
at Shorter	77-73 (9-9)
at Berry	67-79 (9-10)
Jacksonville State	80-75 (10-10)
Clayton State	94-70 (11-10)
Shorter	69-65 (12-10)
Brewton-Parker	81-59 (13-10)
at North Georgia	90-74 (14-10)
Georgia SW	79-66 (15-10)
at Brewton-Parker	65-58 (16-10)
Berry	76-65 (17-10)
NAIA Division I Southeast Region	
Independent Tournament - Montevallo, Ala.	
Limestone	92-59 (18-10)
at Montevallo	66-85 (18-11)

Season: 1994-95	
Record: 15-12, 12-6	
Head Coach: Susan Montgomery	
Opponent	Score Record
Carson-Newman	81-75 (1-0-0-0)
Berry	88-78 (2-0-0-0)
at North Florida	54-66 (2-1-0-0)
at Carson-Newman	49-77 (2-2-0-0)
at Armstrong Atlantic	87-86 (3-2-1-0)
Lady Owl Invitational - Kennesaw, Ga.	
Catawba	80-87 (3-3-1-0)
Norfolk State	74-109 (3-4-1-0)
Columbus State	82-71 (4-4-2-0)
at Jacksonville State	74-79 (4-5-2-0)
USC Spartanburg	72-67 (5-5-3-0)
at Augusta State	83-85 (5-6-3-1)
USC Aiken	91-40 (6-6-4-1)
at Georgia College	88-89 (6-7-4-2)
Francis Marion	80-73 (7-7-5-2)
at Lander	77-46 (8-7-6-2)
UNC Pembroke	70-61 (9-7-7-2)
Shorter	84-68 (10-7-7-2)
at Columbus State	71-77 (10-8-7-3)
Armstrong Atlantic	80-70 (11-8-8-3)
Augusta State	68-72 (11-9-8-4)
at USC Aiken	63-71 (11-10-8-5)
Georgia College	71-65 (12-10-9-5)
at Francis Marion	73-44 (13-10-10-5)
at USC Spartanburg	45-53 (13-11-10-6)
Lander	65-56 (14-11-11-6)
at UNC Pembroke	70-59 (15-11-12-6)
Peach Belt Tournament - Augusta, Ga.	
Armstrong Atlantic	65-67 (15-12-12-6)

Season: 1995-96	
Record: 17-12, 12-6	
Head Coach: Colby Tilley	
Opponent	Score Record
at Berry	55-70 (0-1-0-0)
at Georgia State	57-93 (0-2-0-0)

Texas Woman's University	77-81 (0-3-0-0)
at USC Aiken	73-47 (1-3-1-0)
Ron Walker Memorial - Marietta, Ga.	
High Point	64-65 (1-4-1-0)
Presbyterian	74-69 (2-4-1-0)
Midland Lutheran	65-79 (2-5-1-0)
Michigan-Dearborn	71-57 (3-5-1-0)
at Columbus State	72-78 (3-6-1-1)
Armstrong Atlantic	80-59 (4-6-2-1)
at USC Spartanburg	64-60 (5-6-3-1)
Augusta State	59-71 (5-7-3-2)
at Shorter	73-46 (6-7-3-2)
Georgia College	55-68 (6-8-3-3)
at Francis Marion	60-68 (6-9-3-4)
Lander	63-46 (7-9-4-4)
UNC Pembroke	92-64 (8-9-5-4)
Columbus State	68-57 (9-9-6-4)
at Armstrong Atlantic	63-74 (9-10-6-5)
USC Spartanburg	76-71 (10-10-7-5)
at Augusta State	75-64 (11-10-8-5)
USC Aiken	70-60 (12-10-9-5)
at Georgia College	63-70 (12-11-9-6)
Francis Marion	54-51 (13-11-10-6)
at Lander	64-53 (14-11-11-6)
at UNC Pembroke	68-63 (15-11-12-6)
Peach Belt Tournament - Milledgeville, Ga.	
UNC Pembroke	86-71 (16-11-12-6)
Columbus State	70-57 (17-11-12-6)
Georgia College	52-55 (17-12-12-6)
Hosted by KSU at Southern Poly	

Season: 1996-97	
Record: 30-2, 17-1	
Head Coach: Colby Tilley	
Opponent	Score Record
Ron Walker Memorial - Kennesaw, Ga.	
Coker	99-52 (1-0-0-0)
Carson-Newman	106-89 (2-0-0-0)
at Clayton State	90-71 (3-0-0-0)
Lady Owl Invitational - Kennesaw, Ga.	
Berry	64-53 (4-0-0-0)
Elon	74-64 (5-0-0-0)
Coca-Cola Classic - Montevallo, Ala.	
Christian Brothers	74-61 (6-0-0-0)
at Montevallo	67-62 (7-0-0-0)
at USC Aiken	80-64 (8-0-1-0)
at Armstrong Atlantic	63-78 (8-1-1-1)
Columbus State	87-66 (9-1-2-1)
USC Spartanburg (OT)	79-69 (10-1-3-1)
at Augusta State	72-61 (11-1-4-1)
at Georgia College	92-68 (12-1-5-1)
Francis Marion	78-62 (13-1-6-1)
at Lander	85-71 (14-1-7-1)
UNC Pembroke	87-54 (15-1-8-1)
Clayton State	88-52 (16-1-8-1)
at Columbus State	91-85 (17-1-9-1)
Armstrong Atlantic	76-58 (18-1-10-1)
at USC Spartanburg	93-75 (19-1-11-1)
Augusta State	83-73 (20-1-12-1)
USC Aiken	93-64 (21-1-13-1)
Georgia College	73-66 (22-1-14-1)
at Francis Marion	69-68 (23-1-15-1)
Lander	85-69 (24-1-16-1)
at UNC Pembroke	84-68 (25-1-17-1)
Peach Belt Tournament - Milledgeville, Ga.	
USC Aiken	88-63 (26-1-17-1)

Columbus State	62-61 (27-1-17-1)
at Georgia College	78-77 (28-1-17-1)
NCAA D-II South Atlantic Regionals - Kennesaw, Ga.	
Fayetteville State	99-65 (29-1-17-1)
Bowie State	74-68 (30-1-17-1)
NCAA D-II Elite Eight - Grand Forks, N.D.	
Bentley	48-55 (30-2-17-1)

Season: 1997-98	
Record: 18-10, 10-6	
Coach: Colby Tilley	
Opponent	Score Record
Ron Walker Memorial - Kennesaw, Ga.	
Berry	70-66 (1-0-0-0)
Presbyterian	64-56 (2-0-0-0)
at West Georgia (OT)	68-70 (2-1-0-0)
Lady Owl Classic - Kennesaw, Ga.	
Tusculum	81-74 (3-1-0-0)
Gardner-Webb	88-83 (4-1-0-0)
Montevallo	76-69 (5-1-0-0)
Berry (OT)	74-77 (5-2-0-0)
Coca-Cola Classic - Montevallo, Ala.	
Arkansas Tech	66-65 (6-2-0-0)
at Montevallo	70-74 (6-3-0-0)
West Georgia	76-50 (7-3-0-0)
Armstrong Atlantic	81-59 (8-3-1-0)
at UNC Pembroke	74-72 (9-3-2-0)
Columbus State	87-89 (9-4-2-1)
Francis Marion	56-61 (9-5-2-2)
at USC	64-61 (10-5-3-2)
USC Aiken	88-63 (11-5-4-2)
at North Florida	76-66 (12-5-5-2)
Clayton State	76-59 (13-5-6-2)
at Columbus State	81-89 (13-6-6-3)
Georgia College (OT)	78-84 (13-7-6-4)
at Augusta State	98-89 (14-7-7-4)
at Clayton State	71-58 (15-7-8-4)
North Florida	74-55 (16-7-9-4)
at Armstrong Atlantic	74-50 (17-7-10-4)
Lander (OT)	75-76 (17-8-10-5)
at Georgia College	73-81 (17-9-10-6)
Peach Belt Tournament - Savannah, Ga.	
UNC Pembroke	56-40 (18-9)
Augusta State	71-77 (18-10)

Season: 1998-99	
Record: 28-4, 14-2	
Head Coach: Colby Tilley	
Opponent	Score Record
Town Center Chevrolet Classic (Kennesaw, Georgia)	
Emmanuel (Ga.)	99-52 (1-0-0-0)
Montevallo	94-72 (2-0-0-0)
Ron Walker Memorial - Kennesaw, Ga.	
Tusculum	101-78 (3-0-0-0)
Carson-Newman	65-63 (4-0-0-0)
UAH Thanksgiving Classic - Huntsville, Ala.	
Central Arkansas	77-71 (5-0-0-0)
Tusculum	99-48 (6-0-0-0)
UM Coca-Cola Classic - Montevallo, Ala.	
Loyola (La.)	82-50 (7-0-0-0)
Huntingdon	110-43 (8-0-0-0)
at Armstrong Atlantic	76-52 (9-0-1-0)
UNC Pembroke	87-75 (10-0-2-0)
AUM New Year's Classic - Montgomery, Ala.	

Season: 1991-92	
Record: 2-8, 10-2	
Head Coach: Ron Walker	
Opponent	Score Record
Lady Senator Classic - Montgomery, Ala.	
West Florida	92-67 (1-0-0-0)
at Auburn-Montgomery	72-81 (1-1-0-0)
Montevallo	83-85 (1-2-0-0)
Jacksonville State	97-85 (2-2-0-0)
at Georgia College	82-61 (3-2-0-0)
Clarin	72-76 (3-3-0-0)
at Jacksonville State	77-79 (3-4-0-0)
at Valdosta State	83-66 (4-4-0-0)
at Mobile	52-44 (5-4-0-0)
at Dillard	81-68 (6-4-0-0)
at Brewton-Parker	70-71 (6-5-0-1)
at Clayton State	71-43 (7-5-1-1)
North Georgia	75-64 (8-5-2-1)
USC Spartanburg	81-56 (9-5-2-1)
at Montevallo	73-76 (9-6-2-1)
Clayton State	53-40 (10-6-3-1)
at Georgia SW	87-63 (11-6-4-1)
Berry	79-76 (12-6-5-1)
at Shorter	74-55 (13-6-6-1)
Brewton-Parker	87-53 (14-6-7-1)
at Catawba	76-66 (15-6-7-1)
Spelman	84-45 (16-6-7-1)
at Berry	94-97 (16-7-7-2)
at North Georgia	82-76 (17-7-8-2)
Auburn-Montgomery	74-70 (18-7-8-2)
Lincoln Memorial	80-70 (19-7-8-2)
Georgia SW	84-57 (20-7-9-2)
Shorter	85-49 (21-7-10-2)
NAIA District Tournament - Kennesaw, Ga.	
North Georgia	82-86 (21-8-10-2)
NAIA Division I National Championships - Jackson, Tenn.	
Rosary	94-90 (22-8-10-2)
Simon Fraser	40-77 (22-9-10-2)

Season: 1992-93	
Record: 19-11, 9-3	
Head Coach: Susan Montgomery	
Opponent	Score Record
Lady Bulldog Classic - Wingate, N.C.	
Belmont Abbey	69-59 (1-0-0-0)
at Wingate	62-66 (1-1-0-0)
High Point	77-60 (2-1-0-0)
Georgia College	68-71 (2-2-0-0)
at Spelman	78-62 (3-2-0-0)
Mars Hill	65-55 (4-2-0-0)
Horton Homes Classic - Milledgeville, Ga.	
West Georgia	78-62 (5-2-0-0)
at Georgia College	77-61 (6-2-0-0)
at Lincoln Memorial	79-93 (6-3-0-0)
Valdosta State	80-70 (7-3-0-0)
at Jacksonville State	63-81 (7-4-0-0)
Clayton State	70-52 (8-4-1-0)
at North Georgia	84-64 (9-4-2-0)
at USC Spartanburg	57-70 (9-5-2-0)
Brewton-Parker	63-64 (9-6-2-1)
at Clayton State	61-50 (10-6-3-1)
Georgia SW	103-61 (11-6-4-1)
at Berry	84-62 (12-6-5-1)
Shorter	70-50 (13-6-6-1)
at Brewton-Parker	63-84 (13-7-6-2)
at Auburn-Montgomery	48-91 (13-8-6-2)
Berry	68-85 (13-9-6-3)
North Georgia	71-53 (14-9-7-3)
Montevallo	64-86 (14-10-7-3)
Central Wesleyan	81-56 (15-10-7-3)
at Georgia SW	76-61 (16-10-8-3)
at Shorter	64-59 (17-10-9-3)
at Shorter	64-59 (17-10-9-3)
NAIA District Tournament - Kennesaw, Ga.	
Berry	63-60 (18-10-9-3)
Shorter	72-55 (19-10-9-3)
NAIA Division I National Championships - Jackson, Tenn.	
Central State	69-83 (19-11-9-3)

Season: 1993-94	
Record: 18-11	
Head Coach: Susan Montgomery	
Opponent	Score Record
at Lander	77-43 (1-0)
at Valdosta State	77-76 (2-0)
Georgia College	92-79 (3-0)
at Georgia State	81-84 (3-1)
Lander	89-55 (4-1)
at Tampa	65-82 (4-2)
at Florida Southern	52-39 (5-2)

Yearly Results 1982-2006

Lindsey Wilson	67-53 (11-0,2-0)
Dillard	62-26 (12-0,2-0)
at Columbus State	93-71 (13-0,3-0)
USC Spartanburg	79-54 (14-0,4-0)
at USC Aiken	81-50 (15-0,5-0)
at Francis Marion	74-77 (15-1,5-1)
North Florida	79-51 (16-1,6-1)
at Clayton State	84-63 (17-1,7-1)
Columbus State	86-71 (18-1,8-1)
at Georgia College	84-63 (19-1,9-1)
Augusta State	85-59 (20-1,10-1)
Clayton State	74-48 (21-1,11-1)
at North Florida	63-49 (22-1,12-1)
Armstrong Atlantic	60-39 (23-1,13-1)
at Lander	49-74 (23-2,13-2)
Georgia College	77-69 (24-2,14-2)
Peach Belt Tournament - Savannah, Ga.	
at Armstrong Atlantic	78-75 (25-2,14-2)
Lander	66-80 (25-3,14-2)
NCAA D-II So. Atl. Regionals - Florence S.C.	
Lander	69-39 (26-3,14-2)
Bowie State	81-70 (27-3,14-2)
at Francis Marion	76-72 (28-3,14-2)
NCAA D-II Elite Eight - Pine Bluff, Ark.	
North Dakota	69-96 (28-4,14-2)

Season: 1999-2000

Record: 25-5, 14-2

Head Coach: Colby Tilley

Opponent	Score Record
Ron Walker Memorial - Kennesaw, Ga.	
Tuskegee	86-66 (1-0,0-0)
Tusculum	90-67 (2-0,0-0)
at Montevallo	71-75 (2-1,0-0)
Gulf South/Peach Belt Classic - Carrollton, Ga.	
West Alabama	78-48 (3-1,0-0)
West Georgia	71-55 (4-1,0-0)
Gardner-Webb Invitational - Boiling Spr. N.C.	
Wingate	70-63 (5-1,0-0)
at Gardner-Webb	65-54 (6-1,0-0)
Montevallo	85-60 (7-1,0-0)
Armstrong Atlantic	70-57 (8-1,1-0)
Georgia Southwestern	74-54 (9-1,1-0)
at USC Spartanburg	62-50 (10-1,2-0)
USC Aiken	80-62 (11-1,3-0)
Miss. University for Women	64-41 (12-2,3-0)
at North Florida	47-48 (12-2,3-1)
Clayton State	75-61 (13-2,4-1)
at Columbus State	63-62 (14-2,5-1)
at Augusta State	79-68 (15-2,6-1)
at Armstrong Atl	68-59 (16-2,7-1)
at Clayton State	58-51 (17-2,8-1)
North Florida	66-62 (18-2,9-1)
Columbus State	62-77 (18-3,9-2)
Lander	69-45 (19-3,10-2)
at Georgia College	78-72 (20-3,11-2)
Francis Marion	72-68 (21-3,12-2)
Georgia College	79-59 (22-3,13-2)
at UNC Pembroke	86-60 (23-3,14-2)
Peach Belt Tournament - Savannah, Ga.	
Augusta State	98-65 (24-3,14-2)
at Lander	65-69 (24-4,14-2)
NCAA D-II So. Atl. Regionals - Florence S.C.	
Livingstone	77-62 (25-4,14-2)
Columbus State	72-82 (25-5,14-2)

Season: 2000-01

Record: 19-8, 10-6

Head Coach: Colby Tilley

Opponent	Score Record
Ron Walker Memorial - Kennesaw, Ga.	
Valdosta State	70-54 (1-0,0-0)
Presbyterian (OT)	83-80 (2-0,0-0)
West Alabama	72-60 (3-0,0-0)
at West Georgia	64-52 (4-0,0-0)
Clark Atlanta	86-55 (5-0,0-0)
Auburn-Montgomery	55-59 (5-1,0-0)
at Montevallo	76-58 (6-1,0-0)
at Armstrong Atlantic	78-54 (7-1,1-0)
Life	76-70 (8-1,1-0)
Gardner-Webb	74-64 (9-1,1-0)
Montevallo	80-49 (10-1,1-0)
USC Spartanburg	71-48 (11-1,2-0)
at USC Aiken	57-68 (11-2,2-1)
North Florida	59-54 (12-2,3-1)
at Clayton State	65-53 (13-2,4-1)
at Columbus State	84-96 (13-3,4-2)
at Augusta State	90-82 (14-3,5-2)
Armstrong Atlantic	87-60 (15-3,6-2)
Clayton State	85-69 (16-3,7-2)
at North Florida	74-71 (17-3,8-2)
at Lander	83-70 (18-3,9-2)



GC&SU	78-87 (18-4,9-3)
at Francis Marion	73-79 (18-5,9-4)
Columbus State	89-94 (18-6,9-5)
at GC&SU	68-73 (18-7,9-6)
UNC Pembroke	93-86 (19-7,10-6)
Peach Belt Tournament - Greenwood, S.C.	
Francis Marion	57-69 (19-8,10-6)

Season: 2001-2002

Record: 17-10, 13-6

Head Coach: Colby Tilley

Opponent	Score Record
Ron Walker Memorial (Kennesaw, Georgia)	
Wingate	74-62 (1-0,0-0)
Auburn-Montgomery	72-62 (2-0,0-0)
at Montevallo	81-51 (3-0,0-0)
at North Florida	64-86 (3-1,0-1)
Clayton State	71-55 (4-1,1-1)
Wingate Tournament - Wingate, N.C.	
vs. Coker	71-55 (5-1,1-1)
at Wingate	56-58 (5-2,1-1)
Fort Valley State	89-92 (5-3,1-1)
Montevallo	70-78 (5-4,1-1)
UNC Pembroke	83-84 (5-5,1-2)
Lander	70-52 (6-5,2-2)
Augusta State	86-81 (7-5,3-2)
at GC&SU	62-65 (7-6,3-3)
USC Aiken	77-68 (8-6,4-3)
North Florida	71-79 (8-7,4-4)
at Clayton State	66-45 (9-7,5-4)
USC Spartanburg	84-55 (10-7,6-4)
at Lander	72-64 (11-7,7-4)
Armstrong Atlantic	72-69 (12-7,8-4)
at Columbus State	82-69 (13-7,9-4)
at Francis Marion	77-70 (14-7,10-4)
at Augusta State	71-60 (15-7,11-4)
GC&SU	81-79 (16-7,12-4)
at USC Aiken	51-55 (16-8,12-5)
Columbus State	85-66 (17-8,13-5)
at Armstrong Atlantic	68-75 (17-9,13-6)
Peach Belt Tournament - Columbus, Ga.	
Armstrong Atlantic	57-62 (17-10,13-6)

Season: 2002-2003

Record: 16-13, 9-10

Head Coach: Colby Tilley

Opponent	Score Record
Ron Walker Memorial - Kennesaw, Ga.	
Presbyterian	61-59 (1-0,0-0)
Glenville State	79-54 (2-0,0-0)
at Montevallo	73-56 (3-0,0-0)
North Florida	76-70 (4-0,1-0)
at Clayton State	58-73 (4-1,1-1)
at West Georgia	52-61 (4-2,1-1)
USC Aiken	57-59 (4-3,1-2)
Columbia Union	91-27 (5-3,1-2)
Montevallo	73-51 (6-3,1-2)
West Georgia	79-64 (7-3,1-2)
at Fort Valley State	55-60 (7-4,1-2)
at UNC Pembroke	80-67 (8-4,2-2)
at Lander	72-70 (9-4,3-2)
at Augusta State	54-59 (9-5,3-3)
GC&SU (3OT)	84-81 (10-5,4-3)
at USC Aiken (OT)	74-69 (11-5,5-3)



at North Florida	66-68 (11-6,5-4)
Clayton State	60-66 (11-7,5-5)
at USC Spartanburg	61-59 (12-7,6-5)
Lander	62-69 (12-8,6-6)
at Armstrong Atlantic	61-77 (12-9,6-7)
Columbus State (4OT)	88-95 (12-10,6-8)
Francis Marion	74-41 (13-10,7-8)
Augusta State	80-72 (14-10,8-8)
at GC&SU	69-60 (15-10,9-8)
at Columbus State	51-66 (15-11,9-9)
Armstrong Atlantic	64-76 (15-12,9-10)
Peach Belt Tournament - Columbus, Ga.	
Lander	78-60 (16-12)
Armstrong Atlantic	60-65 (16-13)

Season: 2003-2004

Record: 19-10, 10-6

Head Coach: Colby Tilley

Opponent	Score Record
West Georgia	
91-58 (1-0,0-0)	
Ron Walker Memorial - Kennesaw, Ga.	
Mars Hill	98-89 (2-0,0-0)
Catawba	83-81 (3-0,0-0)
Gulf South/Peach Belt Classic - Carrollton, Ga.	
West Georgia	76-55 (4-0,0-0)
vs. Alabama-Huntsville	82-84 (4-1,0-0)
at Montevallo	74-67 (5-1,0-0)
at West Alabama	71-73 (5-2,0-0)
Montevallo	78-60 (6-2,0-0)
Miller Clinic Invitational - Wingate, N.C.	
North Dakota State	62-78 (6-3,0-0)
Claflin	78-61 (7-3,0-0)
West Alabama	90-82 (8-3,0-0)
at Columbus State	71-47 (9-3,1-0)
USC Aiken	67-63 (10-3,2-0)
GC&SU	68-69 (10-4,2-1)
at USC Spartanburg	70-64 (11-4,3-1)
Armstrong Atlantic	69-70 (11-5,3-2)
Augusta State	67-71 (11-6,3-3)
at GC&SU	91-85 (12-6,4-3)
Francis Marion	78-62 (13-6,5-3)
at Armstrong Atlantic	71-76 (13-7,5-4)
at Lander	79-82 (13-8,5-5)
at Clayton State	84-74 (14-8,6-5)
North Florida	81-72 (15-8,7-5)
Columbus State	82-56 (16-8,8-5)
at UNC Pembroke	87-64 (17-8,9-5)
Clayton State	82-60 (18-8,10-5)
at North Florida	56-67 (18-9,10-6)
Peach Belt Tournament - Augusta, Ga.	
USC Spartanburg	84-76 (19-9)
Lander	61-66 (19-10)

Season: 2004-2005

Record: 18-12, 8-8

Head Coach: Colby Tilley

Opponent	Score Record
Southern Tech	64-58 (1-0)
at Tusculum	78-68 (2-0)
vs North Greenville	79-69 (3-0)
Virginia Union	64-67 (3-1)
at North Carolina Central	68-60 (4-1)
at West Georgia	60-73 (4-2)
at Alabama-Huntsville	88-69 (5-2)
West Georgia	86-79 (6-2)

Alabama-Huntsville	86-72 (7-2)
Newberry	61-65 (7-3)
Tusculum	79-65 (8-3)
Columbus State	76-85* (8-4,0-1)
at GC&SU	58-72 (8-5,0-2)
USC Upstate	90-76 (9-5,1-2)
at Armstrong Atlantic	70-74 (9-6,1-3)
at Augusta State	62-58 (10-6,2-3)
GC&SU	60-80 (10-7,2-4)
at Francis Marion	60-66 (10-8,2-5)
Armstrong Atlantic	76-71 (11-8,3-5)
Lander	81-89 (11-9,3-6)
at USC Aiken	85-74 (12-9,4-6)
Clayton State	63-91 (12-10,4-7)
at North Florida	52-68 (12-11,4-8)
at Columbus State	77-72 (13-11,5-8)
UNC Pembroke	79-64 (14-11,6-8)
at Clayton State	71-85 (14-12,6-9)
North Florida	89-60 (15-12,7-9)
Peach Belt Tournament - Augusta, Ga.	
Francis Marion	70-69 (16-12)
UNC Pembroke	78-66 (17-12)
Columbus State	51-79 (17-13)

<> Lady Owls official record is 18-12 and 8-8 after Armstrong Atlantic was forced to forfeit their 74-70 win over KSU

Season: 2005-2006

Record: 5-22, 4-16

Head Coach: Colby Tilley

Opponent	Score Record
at Furman	95-98 (0-1)
at Maine	56-88 (0-2)
Limpscomb	69-68 (1-2,1-0)
Belmont	52-61 (1-3,1-1)
at Jacksonville State	87-92 (1-4,1-1)
at Towson	52-67 (1-5,1-1)
at West Virginia	60-100 (1-6,1-1)
at ETSU	66-74 (1-7,1-2)
at Jacksonville	66-60 (2-7,2-2)
at North Florida	45-56 (2-8,2-3)
at South Dakota State	44-92 (2-9,2-3)
Florida Atlantic	58-71 (2-10,2-4)
ETSU	55-69 (2-11,2-5)
Gardner-Webb	43-69 (2-12,2-6)
Campbell	72-84 (2-13,2-7)
at Mercer	55-69 (2-14,2-8)
at Stetson	64-72 (2-15,2-9)
at Florida Atlantic	62-83 (2-16,2-10)
Agnes Scott	65-33 (3-16,2-10)
North Florida	73-75 (3-17,2-11)
Jacksonville	63-66 (3-18,2-12)
at Belmont	58-73 (3-19,3-12)
at Limpscomb	87-79 (4-19,4-12)
Stetson	55-58 (4-20,4-13)
Mercer	75-65 (5-20,4-14)
at Gardner-Webb	55-58 (5-21,4-15)
at Campbell	52-66 (5-22,4-16)

Season: 2006-2007

Record: 13-16, 8-10

Head Coach: Colby Tilley

Opponent	Score Record
Jacksonville State	76-81 (0-1)
IPFW	74-77 (0-2)
Morgan State	59-55 (1-2)
at Winthrop	71-45 (2-2)
at Stetson	49-57 (2-3,0-1)
at Mercer	74-70 (3-3,1-1)
at Georgia Tech	43-81 (3-4,1-1)
at Clemson	62-21 (3-5,1-1)
Charleston Southern	56-66 (3-6,1-1)
at Austin Peay	56-49 (4-6,1-1)
UNC Asheville	76-83 (4-7,1-1)
Savannah State	74-66 (5-7,1-1)
Belmont	49-62 (5-8,1-2)
Limpscomb	82-71 (6-8,2-2)
at Gardner-Webb	44-52 (6-9,2-3)
at Campbell	82-68 (7-9,3-3)
Jacksonville	67-71 (7-10,3-4)
North Florida	73-68 (8-10,4-4)
ETSU	88-95 (8-11,4-5)
at Limpscomb	57-68 (8-12,4-6)
at Belmont	75-86 (8-13,4-7)
Campbell	64-58 (9-13,5-7)
Gardner-Webb	67-49 (10-13,6-7)
at North Florida	58-56 (11-13,7-7)
at Jacksonville	57-74 (11-14,7-8)
at ETSU	60-78 (11-15,7-9)
Longwood	80-63 (12-15,7-9)
Mercer	50-55 (12-16,8-10)
Stetson	72-61 (13-16,9-10)

All-Time Versus Opponents

Agnes Scott [1-0]				Clark Atlanta [1-0]			
Year	KSU Opponent	Record		Year	KSU Opponent	Record	
15-06	65 Agnes Scott	33	(1-0)	00-01	86 Clark Atlanta	55	(1-0)
Alabama-Huntsville [5-0]				Clayton State [22-4]			
Year	KSU Opponent	Record		Year	KSU Opponent	Record	
85-87	71 Ala-Huntsville	76	(1-0)	91-92	71 @Clayton State	43	(1-0)
87-88	62 Ala-Huntsville	49	(2-0)	91-92	53 Clayton State	40	(2-0)
88-89	82 Ala-Huntsville	60	(3-0)	92-93	70 Clayton State	52	(3-0)
94-05	88 @Ala-Huntsville	69	(4-0)	92-93	61 @Clayton State	50	(4-0)
04-05	86 Ala-Huntsville	72	(5-0)	93-94	74 @Clayton State	55	(5-0)
				93-94	94 Clayton State	70	(6-0)
Albany State [0-1]				96-97	90 @Clayton State	71	(9-0)
Year	KSU Opponent	Record		96-97	88 Clayton State	52	(10-0)
83-84	50 Albany State	54	(0-1)	97-98	76 Clayton State	59	(11-0)
				97-98	71 @Clayton State	58	(12-0)
Arkansas Tech [1-0]				98-99	84 @Clayton State	63	(13-0)
Year	KSU Opponent	Record		98-99	74 Clayton State	48	(14-0)
87-88	66 Arkansas Tech	65	(1-0)	99-00	75 Clayton State	61	(15-0)
				99-00	58 @Clayton State	51	(16-0)
Armstrong Atlantic [16-13]				00-01	65 @Clayton State	53	(17-0)
Year	KSU Opponent	Record		00-01	85 Clayton State	69	(18-0)
82-83	53 @Armstrong Atl.	66	(0-1)	01-02	71 Clayton State	55	(19-0)
82-83	65 Armstrong Atl.	50	(1-1)	01-02	66 @Clayton State	45	(20-0)
83-84	62 @Armstrong Atl.	71	(1-2)	02-03	58 @Clayton State	73	(20-1)
84-85	55 @Armstrong Atl.	93	(1-3)	02-03	60 Clayton State	66	(20-2)
84-85	68 Armstrong Atl.	80	(1-4)	03-04	84 @Clayton State	74	(21-2)
85-86	86 @Armstrong Atl.	94	(1-5)	03-04	82 Clayton State	60	(22-2)
85-86	78 Armstrong Atl.	77	(2-5)	04-05	63 Clayton State	91	(22-3)
84-85	87 @Armstrong Atl.	86	(3-5)	04-05	71 @Clayton State	85	(22-4)
84-85	80 Armstrong Atl.	70	(4-5)				
84-85	65 *Armstrong Atl.	67	(4-6)	Clemson [0-1]			
85-86	80 Armstrong Atl.	59	(5-6)	Year	KSU Opponent	Record	
85-86	63 @Armstrong Atl.	74	(5-7)	06-07	62 @Clemson	71	(0-1)
86-87	63 @Armstrong Atl.	78	(5-8)				
86-87	76 Armstrong Atl.	58	(6-8)	Coker [3-0]			
87-88	81 Armstrong Atl.	59	(7-8)	Year	KSU Opponent	Record	
87-88	74 @Armstrong Atl.	50	(8-8)	86-87	93 @Coker	72	(1-0)
88-89	76 @Armstrong Atl.	52	(9-8)	96-97	99 Coker	52	(2-0)
88-89	60 Armstrong Atl.	39	(10-8)	01-02	71 Coker	55	(3-0)
88-89	78 @Armstrong Atl.	75	(11-8)				
89-00	70 Armstrong Atl.	57	(12-8)	Columbia Union [1-0]			
89-00	68 @Armstrong Atl.	59	(13-8)	Year	KSU Opponent	Record	
90-01	78 @Armstrong Atl.	54	(14-8)	02-03	91 Columbia Union	27	(1-0)
90-01	87 Armstrong Atl.	60	(15-8)				
91-02	72 Armstrong Atl.	69	(16-8)	Columbus State [17-10]			
91-02	68 @Armstrong Atl.	75	(16-9)	Year	KSU Opponent	Record	
91-02	57 *Armstrong Atl.	62	(16-10)	89-90	76 Columbus St.	48	(1-0)
92-03	61 @Armstrong Atl.	77	(16-11)	89-90	86 @Columbus St.	72	(2-0)
92-03	64 Armstrong Atl.	76	(16-12)	90-91	88 Columbus St.	65	(3-0)
92-03	60 *Armstrong Atl.	65	(16-13)	90-91	83 @Columbus St.	72	(4-0)
93-04	69 Armstrong Atl.	70	(16-14)	94-95	82 Columbus State	71	(5-0)
93-04	71 @Armstrong Atl.	76	(16-15)	94-95	71 @Columbus St.	77	(5-1)
94-05	W @Armstrong Atl.	(F)	(17-15)	95-96	72 @Columbus St.	78	(5-2)
94-05	76 Armstrong Atl.	71	(18-15)	95-96	68 Columbus St.	57	(6-2)
				95-96	70 Columbus St.	57	(7-2)
Aub-Montgomery [8-6]				96-97	87 Columbus St.	66	(8-2)
Year	KSU Opponent	Record		96-97	91 @Columbus St.	85	(9-2)
86-87	81 Auburn-Mont.	67	(1-0)	96-97	62 Columbus St.	61	(10-2)
86-87	76 @Auburn-Mont.	69	(2-0)	97-98	87 Columbus St.	89	(10-3)
87-88	78 Auburn-Mont.	86	(2-1)	97-98	81 @Columbus St.	89	(10-4)
87-88	61 @Auburn-Mont.	75	(2-2)	98-99	93 @Columbus St.	71	(11-4)
88-89	65 @Auburn-Mont.	55	(3-2)	98-99	86 Columbus St.	71	(12-4)
89-90	60 @Auburn-Mont.	52	(4-2)	99-00	63 @Columbus St.	62	(13-4)
89-90	72 Auburn-Mont.	65	(5-2)	99-00	62 Columbus St.	77	(13-5)
90-91	61 @Auburn-Mont.	82	(5-3)	99-00	72 *Columbus St.	82	(13-6)
90-91	81 Auburn-Mont.	74	(6-3)	00-01	84 @Columbus St.	96	(13-7)
91-92	72 @Auburn-Mont.	81	(6-4)	00-01	89 Columbus St.	94	(13-8)
91-92	74 Auburn-Mont.	70	(7-4)	01-02	82 @Columbus St.	69	(14-8)
92-93	48 @Auburn-Mont.	91	(7-5)	01-02	85 Columbus St.	66	(15-8)
93-01	55 Auburn-Mont.	59	(7-6)	02-03	88 Columbus St.(4ot)95	65	(15-9)
94-02	72 Auburn-Mont.	62	(8-6)	02-03	51 Columbus St.	66	(15-10)
				03-04	71 @Columbus St.	47	(16-10)
Augusta State [14-9]				03-04	82 Columbus St.	56	(17-10)
Year	KSU Opponent	Record		04-05	76 Columbus State	85*	(17-11)
82-83	51 @Augusta State	59	(0-1)	04-05	77 Columbus State	72	(18-11)
83-84	59 @Augusta State	71	(0-2)	04-05	51 Columbus State	79	(18-12)
83-84	55 Augusta State	73	(0-3)				
84-85	60 Augusta State	71	(0-4)	Covenant [9-0]			
84-85	77 @Augusta State	74	(1-4)	Year	KSU Opponent	Record	
Bowie State [2-0]				Charleston [0-1]			
Year	KSU Opponent	Record		Year	KSU Opponent	Record	
96-97	74 Bowie State	68	(1-0)	90-91	60 @Charleston	69	(0-1)
98-99	81 *Bowie State	70	(2-0)				
Brewton-Parker [10-5]				Charleston Southern [0-1]			
Year	KSU Opponent	Record		Year	KSU Opponent	Record	
88-89	81 Brewton-Parker	75	(1-0)	06-07	56 Charleston South.	66	(0-1)
88-89	73 @Brewton-Parker	86	(1-1)				
Bryan [7-0]				Christian Brothers [1-0]			
Year	KSU Opponent	Record		Year	KSU Opponent	Record	
82-83	71 @Bryan	45	(1-0)	96-97	74 Christian Bros.	61	(1-0)
82-83	56 Bryan	47	(2-0)				
85-86	79 Bryan	67	(3-0)	Claflin [2-3]			
85-86	75 @Bryan	67	(4-0)	Year	KSU Opponent	Record	
86-87	99 Bryan	57	(5-0)	88-89	84 *@Claflin	98	(1-0)
86-87	70 Bryan	60	(6-0)	89-90	79 Claflin	104	(1-1)
87-88	92 Bryan	52	(7-0)	90-91	43 @Claflin	69	(1-2)
				91-92	72 Claflin	76	(1-3)
Campbell [2-2]				03-04	78 vs Claflin	61	(2-3)
Year	KSU Opponent	Record					
05-06	72 Campbell	84	(0-1)	Covenant [9-0]			
05-06	52 @Campbell	66	(0-2)	Year	KSU Opponent	Record	
06-07	82 @Campbell	68	(1-2)				
06-07	64 Campbell	58	(2-2)				
Carson-Newman [3-4]				Charleston Southern [0-1]			
Year	KSU Opponent	Record		Year	KSU Opponent	Record	
87-88	77 Carson-New	81	(0-1)	06-07	56 Charleston South.	66	(0-1)
88-89	80 @Carson-New	85	(0-2)				
89-90	63 Carson-New	65	(0-3)	Christian Brothers [1-0]			
94-95	81 Carson-New	75	(1-3)	Year	KSU Opponent	Record	
94-95	49 @Carson-New	77	(1-4)	96-97	74 Christian Bros.	61	(1-0)
96-97	106 Carson-New	89	(2-4)				
98-99	65 Carson-New	63	(3-4)	Claflin [2-3]			
				Year	KSU Opponent	Record	
Catawba [3-1]				88-89	84 *@Claflin	98	(1-0)
Year	KSU Opponent	Record		89-90	79 Claflin	104	(1-1)
89-90	87 Catawba	84	(1-0)	90-91	43 @Claflin	69	(1-2)
91-92	76 @Catawba	66	(2-0)	91-92	72 Claflin	76	(1-3)
94-95	80 Catawba	87	(2-1)	03-04	78 vs Claflin	61	(2-3)
03-04	83 @Catawba	81	(3-1)				
Central Arkansas [1-0]				Covenant [9-0]			
Year	KSU Opponent	Record		Year	KSU Opponent	Record	
98-99	77 Central Arkansas	71	(1-0)				
Central State (OH) [0-1]				Charleston [0-1]			
Year	KSU Opponent	Record		Year	KSU Opponent	Record	
92-93	69 *Central State	83	(0-1)	90-91	60 @Charleston	69	(0-1)
Central Wesleyan [1-0]							
Year	KSU Opponent	Record		Charleston Southern [0-1]			
92-93	81 Central Wesleyan	56	(1-0)	Year	KSU Opponent	Record	
Charleston (WV) [0-1]				06-07	56 Charleston South.	66	(0-1)
Year	KSU Opponent	Record					
90-91	60 @Charleston	69	(0-1)	Christian Brothers [1-0]			
Charleston Southern [0-1]				Year	KSU Opponent	Record	
Year	KSU Opponent	Record		96-97	74 Christian Bros.	61	(1-0)
06-07	56 Charleston South.	66	(0-1)				
Christian Brothers [1-0]				Claflin [2-3]			
Year	KSU Opponent	Record		Year	KSU Opponent	Record	
96-97	74 Christian Bros.	61	(1-0)	88-89	84 *@Claflin	98	(1-0)
				89-90	79 Claflin	104	(1-1)
Clemson [0-1]				90-91	43 @Claflin	69	(1-2)
Year	KSU Opponent	Record		91-92	72 Claflin	76	(1-3)
06-07	62 @Clemson	71	(0-1)	03-04	78 vs Claflin	61	(2-3)
Coker [3-0]							
Year	KSU Opponent	Record		Covenant [9-0]			
86-87	93 @Coker	72	(1-0)	Year	KSU Opponent	Record	
96-97	99 Coker	52	(2-0)				
01-02	71 Coker	55	(3-0)				
Columbia Union [1-0]				Charleston [0-1]			
Year	KSU Opponent	Record		Year	KSU Opponent	Record	
02-03	91 Columbia Union	27	(1-0)	90-91	60 @Charleston	69	(0-1)
Columbus State [17-10]							
Year	KSU Opponent	Record		Charleston Southern [0-1]			
89-90	76 Columbus St.	48	(1-0)	Year	KSU Opponent	Record	
89-90	86 @Columbus St.	72	(2-0)	06-07	56 Charleston South.	66	(0-1)
90-91	88 Columbus St.	65	(3-0)				
90-91	83 @Columbus St.	72	(4-0)	Christian Brothers [1-0]			
94-95	82 Columbus State	71	(5-0)	Year	KSU Opponent	Record	
94-95	71 @Columbus St.	77	(5-1)	96-97	74 Christian Bros.	61	(1-0)
95-96	72 @Columbus St.	78	(5-2)				
95-96	68 Columbus St.	57	(6-2)	Claflin [2-3]			
95-96	70 Columbus St.	57	(7-2)	Year	KSU Opponent	Record	
96-97	87 Columbus St.	66	(8-2)	88-89	84 *@Claflin	98	(1-0)
96-97	91 @Columbus St.	85	(9-2)	89-90	79 Claflin	104	(1-1)
96-97	62 Columbus St.	61	(10-2)	90-91	43 @Claflin	69	(1-2)
97-98	87 Columbus St.	89	(10-3)	91-92	72 Claflin	76	(1-3)
97-98	81 @Columbus St.	89	(10-4)	03-04	78 vs Claflin	61	(2-3)
98-99	93 @Columbus St.	71	(11-4)				
98-99	86 Columbus St.	71	(12-4)	Covenant [9-0]			
99-00	63 @Columbus St.	62	(13-4)	Year	KSU Opponent	Record	
99-00	62 Columbus St.	77	(13-5)				
99-00	72 *Columbus St.	82	(13-6)				
00-01	84 @Columbus St.	96	(13-7)				
00-01	89 Columbus St.	94	(13-8)				
01-02	82 @Columbus St.	69	(14-8)				
01-02	85 Columbus St.	66	(15-8)				
02-03	88 Columbus St.(4ot)95	65	(15-9)				
02-03	51 Columbus St.	66	(15-10)				
03-04	71 @Columbus St.	47	(16-10)				
03-04	82 Columbus St.	56	(17-10)				
04-05	76 Columbus State	85*	(17-11)				
04-05	77 Columbus State	72	(18-11)				
04-05	51 Columbus State	79	(18-12)				

All-Time Versus Opponents

82-83	64	Covenant	37	(1-0)
82-83	66	@Covenant	48	(2-0)
83-84	67	Covenant	45	(3-0)
83-84	75	@Covenant	42	(4-0)
84-85	80	Covenant	56	(5-0)
84-85	67	@Covenant	51	(6-0)
85-86	88	Covenant	47	(7-0)
86-87	74	@Covenant	66	(8-0)
86-87	117	Covenant	57	(9-0)

Cumberland (KY) [0-2]

Year	KSU Opponent	Record
82-83	67 @Cumberland	77 (0-1)
85-86	68 Cumberland	78 (0-2)

Dillard [2-0]

Year	KSU Opponent	Record
91-92	81 @Dillard	68 (1-0)
98-99	62 Dillard	26 (2-0)

East Tennessee State [0-2]

Year	KSU Opponent	Record
05-06	66 @ETSU	74 (0-1)
05-06	55 ETSU	69 (0-2)
06-07	88 ETSU	95 (0-3)
06-07	60 @ETSU	78 (0-4)

Edward Waters [1-1]

Year	KSU Opponent	Record
83-84	52 @Edward Waters	66 (0-1)
84-85	won by forfeit	(1-1)

Elon [1-0]

Year	KSU Opponent	Record
96-97	74 Elon	64 (1-0)

Emmanuel [1-0]

Year	KSU Opponent	Record
98-99	99 Emmanuel (Ga.)	52 (1-0)

Fayetteville State [1-0]

Year	KSU Opponent	Record
96-97	99 Fayetteville State	65 (1-0)

Flagler [9-0]

Year	KSU Opponent	Record
83-84	77 @Flagler	49 (1-0)
83-84	KSU won by forfeit	(2-0)
84-85	91 Flagler	47 (3-0)
86-87	85 @Flagler	50 (4-0)
87-88	88 Flagler	38 (5-0)
88-89	86 Flagler	50 (6-0)
89-90	87 @Flagler	46 (7-0)
89-90	84 Flagler	46 (8-0)
90-91	105 Flagler	36 (9-0)

Florida Atlantic [0-2]

Year	KSU Opponent	Record
05-06	58 Florida Atlantic	71 (0-1)
05-06	62 @Florida Atlantic	83 (0-2)

Florida Memorial [2-0]

Year	KSU Opponent	Record
88-89	94 Fla Memorial	47 (1-0)
90-91	108 *Fla Memorial	48 (2-0)

Florida Southern [1-1]

Year	KSU Opponent	Record
89-90	76 @Fla. Southern	79 (0-1)
93-94	52 @Fla. Southern	39 (1-1)

Florida Tech [1-0]

Year	KSU Opponent	Record
86-87	85 @Florida Tech	63 (1-0)

Fort Valley State [0-2]

Year	KSU Opponent	Record
01-02	89 Fort Valley State	92 (0-1)
02-03	55 @Fort Valley St	60 (0-2)

Francis Marion [10-7]

Year	KSU Opponent	Record
94-95	80 Francis Marion	73 (1-0)
94-95	73 @Francis Marion	44 (2-0)
95-96	60 @Francis Marion	68 (2-1)
95-96	54 Francis Marion	51 (3-1)
96-97	78 Francis Marion	62 (4-1)
96-97	69 @Francis Marion	68 (5-1)
97-98	56 Francis Marion	61 (5-2)
98-99	76 @Francis Marion	72 (6-2)
98-99	74 @Francis Marion	77 (6-3)
99-00	72 Francis Marion	68 (7-3)
00-01	73 @Francis Marion	79 (7-4)
00-01	57 *Francis Marion	69 (7-5)
01-02	77 @Francis Marion	70 (7-6)
02-03	74 Francis Marion	41 (8-6)
03-04	78 Francis Marion	62 (9-6)
04-05	60 @Francis Marion	66 (9-7)
04-05	70 Francis Marion	69* (10-7)

Furman [0-1]

Year	KSU Opponent	Record
05-06	95 @Furman	98 (0-1)

Gardner-Webb [3-3]

Year	KSU Opponent	Record
99-00	65 @Gardner-Webb	54 (1-0)
00-01	74 Gardner-Webb	64 (2-0)
05-06	43 Gardner-Webb	69 (2-1)
05-06	88 @Gardner-Webb	91 (ot) (2-2)
06-07	44 @Gardner-Webb	52 (2-3)
06-07	67 Gardner-Webb	49 (3-3)

GC&SU [28-19]

Year	KSU Opponent	Record
83-84	81 @Georgia Col.	65 (1-0)
83-84	73 Georgia College	70 (2-0)
84-85	64 Georgia College	74 (2-1)
84-85	71 @Georgia Col.	89 (2-2)
85-86	79 Georgia College	67 (3-2)
85-86	73 @Georgia Col.	79 (3-3)
85-86	73 @Georgia Col.	79 (3-4)
86-87	79 Georgia College	74 (4-4)
86-87	52 @Georgia Col.	65 (4-5)
87-88	69 Georgia College	67 (5-5)
87-88	93 @Georgia Col.	89 (6-5)
88-89	90 Georgia College	76 (7-5)
88-89	80 @Georgia Col.	66 (8-5)
88-89	69 *Georgia College	71 (8-6)
88-89	70 *Georgia College	65 (9-6)
89-90	80 @Georgia Col.	50 (10-6)
89-90	72 Georgia College	62 (11-6)
89-90	66 *Georgia College	68 (11-7)
90-91	64 Georgia College	62 (12-7)
90-91	78 @Georgia Col.	81 (12-8)
91-92	82 @Georgia Col.	61 (13-8)
92-93	68 Georgia College	71 (13-9)
92-93	77 @Georgia Col.	61 (14-8)
93-94	92 Georgia College	79 (15-8)
93-94	66 @Georgia Col.	79 (16-9)
94-95	88 @Georgia Col.	89 (16-10)
94-95	71 Georgia College	65 (17-10)
95-96	55 Georgia College	68 (17-11)
95-96	63 @Georgia Col.	70 (17-12)
95-96	52 *Georgia College	55 (17-13)
96-97	92 @Georgia Col.	68 (18-13)
96-97	73 Georgia College	66 (19-13)
96-97	78 *@Georgia Col.	77 (20-13)
97-98	78 Georgia Col. (ot)	84 (20-14)
97-98	73 @Georgia Col.	81 (20-15)
98-99	84 @Georgia Col.	63 (21-15)
98-99	77 Georgia College	69 (22-15)
99-00	78 @Georgia Col.	72 (23-15)
99-00	79 Georgia College	59 (24-15)
00-01	78 GC&SU	87 (24-16)
00-01	68 @GC&SU	73 (24-17)
01-02	62 @GC&SU	65 (24-18)
01-02	81 GC&SU	79 (25-18)
02-03	84 GC&SU (3ot)	81 (26-18)
02-03	69 @GC&SU	60 (27-18)

03-04	68 GC&SU	69 (27-19)
03-04	91 @GC&SU	85 (28-19)
04-05	58 @GCSU	72 (28-20)
04-05	60 GC&SU	80 (29-20)

Georgia SW [12-13]

Year	KSU Opponent	Record
82-83	60 @Georgia SW	68 (0-1)
82-83	42 Georgia SW	52 (0-2)
83-84	61 Georgia SW	73 (0-3)
83-84	56 @Georgia SW	62 (0-4)
84-85	62 Georgia SW	71 (0-5)
84-85	62 @Georgia SW	84 (0-6)
85-86	73 @Georgia SW	84 (0-7)
85-86	66 Georgia SW	70 (0-8)
86-87	62 Georgia SW	70 (0-9)
86-87	60 @Georgia SW	75 (0-10)
87-88	72 Georgia SW	59 (1-10)
87-88	69 @Georgia SW	64 (2-10)
88-89	70 Georgia SW	59 (3-10)
88-89	71 *@Georgia SW	64 (4-10)
89-90	56 @Georgia SW	77 (4-11)
89-90	66 Georgia SW	81 (4-12)
90-91	85 Georgia SW	53 (5-12)
90-91	96 @Georgia SW	80 (6-12)
91-92	87 @Georgia SW	63 (7-12)
91-92	84 Georgia SW	57 (8-12)
92-93	103 Georgia SW	61 (9-12)
92-93	76 @Georgia SW	61 (10-12)
93-94	74 @Georgia SW	82 (10-13)
93-94	79 Georgia SW	66 (11-13)
99-00	74 Georgia SW	54 (12-13)

Georgia State [0-2]

Year	KSU Opponent	Record
93-94	81 @Georgia State	84 (0-1)
95-96	57 @Georgia State	93 (0-2)

Georgia Tech [0-2]

Year	KSU Opponent	Record
82-83	55 @Georgia Tech	68 (0-1)
06-07	43 @Georgia Tech	81 (0-2)

Glenville State [1-0]

Year	KSU Opponent	Record
02-03	79 Glenville State	54 (1-0)

High Point [1-1]

Year	KSU Opponent	Record
92-93	77 High Point	60 (1-0)
95-96	64 High Point	65 (1-1)

Huntingdon [1-0]

Year	KSU Opponent	Record
98-99	110 Huntingdon	43 (1-0)

IPFW[0-1]

Year	KSU Opponent	Record
06-07	74 IPFW	77 (0-1)

Jacksonville [1-3]

Year	KSU Opponent	Record
05-06	66 @Jacksonville	60 (1-0)
05-06	63 Jacksonville	66 (1-1)
06-07	67 Jacksonville	71 (1-2)
06-07	57 @Jacksonville	74 (1-3)

Jacksonville State [4-6]

Year	KSU Opponent	Record
90-91	70 Jacksonville St	84 (1-0)
90-91	88 @Jacksonville St	104 (1-1)
91-92	97 Jacksonville St	85 (2-1)
91-92	77 @Jacksonville St	79 (2-2)
92-93	63 @Jacksonville St	81 (3-2)
93-94	72 @Jacksonville St	82 (3-3)
93-94	80 Jacksonville St	75 (4-3)
94-95	74 @Jacksonville St	79 (4-4)
05-06	87 @Jacksonville St	92 (4-5)
06-07	76 Jacksonville St.	81 (4-6)

Lander [16-7]

Year	KSU Opponent	Record
93-94	77 @Lander	43 (1-0)
93-94	89 Lander	55 (2-0)
94-95	77 @Lander	46 (3-0)
94-95	65 Lander	56 (4-0)
95-96	63 Lander	46 (5-0)
95-96	64 @Lander	53 (6-0)
96-97	85 @Lander	71 (7-0)
96-97	85 Lander	69 (8-0)
97-98	75 Lander (OT)	76 (8-1)
98-99	49 @Lander	74 (8-2)
98-99	66 Lander	80 (8-3)
98-99	69 Lander	39 (9-3)
99-00	69 Lander	45 (10-3)
99-00	*65 @Lander	69 (10-4)
00-01	83 @Lander	70 (11-4)
01-02	70 Lander	52 (12-4)
01-02	72 @Lander	64 (13-4)
02-03	72 @Lander	70 (14-4)
02-03	62 Lander	69 (14-5)
02-03	78 *Lander	60 (15-5)
03-04	79 @Lander	82 (15-7)
03-04	61 *Lander	66 (15-7)
04-05	81 Lander	89 (16-7)

Lee [5-5]

Year	KSU Opponent	Record
82-83	63 Lee	66 (0-1)
82-83	69 @Lee	62 (1-1)
83-84	70 @Lee	79 (1-2)
83-84	67 Lee	80 (1-3)
84-85	55 @Lee	58 (1-4)
84-85	62 Lee	64 (1-5)
85-86	76 Lee	65 (2-5)
85-86	74 @Lee	64 (3-5)
86-87	62 @Lee	60 (4-5)
87-88	91 Lee	90 (5-5)

Life [1-0]

Year	KSU Opponent	Record
00-01	76 Life	70 (1-0)

Limestone [1-0]

Year	KSU Opponent	Record
93-94	92 Limestone	59 (1-0)

Lincoln Memorial [1-1]

Year	KSU Opponent	Record
91-92	80 Lincoln Mem.	70 (1-0)
92-93	79 @Lincoln Mem.	93 (1-1)

Lindsey Wilson [1-0]

Year	KSU Opponent	Record
98-99	67 Lindsey Wilson	53 (1-0)

Lipscomb [3-1]

Year	KSU Opponent	Record
05-06	69 Lipscomb	68 (ot) (1-0)
05-06	87 @Lipscomb	79 (2-0)
06-07	82 Lipscomb	71 (3-0)
06-07	57 @lipscomb	68 (3-1)

Livingstone [1-0]

Year	KSU Opponent	Record
99-00	77 Livingstone	62 (1-0)

Longwood[1-0]

Year	KSU Opponent	Record
06-07	80 Longwood	63 (1-0)

Loyola (La.) [1-0]

Year	KSU Opponent	Record
98-99	82 Loyola (La.)	50 (1-0)

Maine [0-1]

Year	KSU Opponent	Record
05-06	56 @Maine	88 (0-1)

All-Time Versus Opponents

Mars Hill [3-0]				
Year	KSU Opponent	Record		
82-83	65 Mars Hill	55 (1-0)		
83-84	88 Mars Hill	72 (2-0)		
83-84	98 Mars Hill	89 (3-0)		

Mercer [2-2]				
Year	KSU Opponent	Record		
85-86	55 @Mercer	69 (0-1)		
85-86	75 Mercer	65 (1-1)		
86-87	74 @ Mercer	70 (2-1)		
86-87	50 Mercer	55 (2-2)		

Michigan-Dearborn [1-0]				
Year	KSU Opponent	Record		
85-86	71 Mich-Dearborn	57 (1-0)		

Middle Tenn State [0-1]				
Year	KSU Opponent	Record		
87-88	66 @MTSU	83 (0-1)		

Midland Lutheran [0-1]				
Year	KSU Opponent	Record		
85-86	65 Midland Lutheran	79 (0-1)		

Milligan [2-0]				
Year	KSU Opponent	Record		
87-88	83 @Milligan	50 (1-0)		
88-89	76 @Milligan	68 (2-0)		

Mississippi University/Women [1-0]				
Year	KSU Opponent	Record		
89-90	64 Miss. U.W	41 (1-0)		

Mobile [2-0]				
Year	KSU Opponent	Record		
80-81	69 Mobile	62 (1-0)		
91-92	52 @Mobile	44 (2-0)		

Morris Brown [1-2]				
Year	KSU Opponent	Record		
84-85	68 @Morris Brown	75 (0-1)		
84-85	45 Morris Brown	87 (0-2)		
87-88	68 @Morris Brown	52 (1-2)		

Montevallo [14-13]				
Year	KSU Opponent	Record		
87-88	76 @Montevallo	59 (1-0)		
87-88	70 Montevallo	74 (1-1)		
88-89	75 Montevallo	50 (2-1)		
88-89	79 @Montevallo	67 (3-1)		
89-90	80 Montevallo	85 (3-2)		
89-90	71 @Montevallo	74 (3-3)		
90-91	82 Montevallo	96 (3-4)		
90-91	60 @Montevallo	75 (3-5)		
91-92	83 Montevallo	85 (3-6)		
91-92	73 @Montevallo	76 (3-7)		
92-93	64 Montevallo	86 (3-8)		
93-94	69 @Montevallo	100 (3-9)		
93-94	66 *@Montevallo	85 (3-10)		
96-97	67 @Montevallo	62 (4-10)		
97-98	76 Montevallo	69 (5-10)		
97-98	70 @Montevallo	74 (5-11)		
98-99	94 Montevallo	72 (6-11)		
99-00	71 @Montevallo	75 (6-12)		
99-00	85 Montevallo	60 (7-12)		
00-01	76 @Montevallo	58 (8-12)		
00-01	80 Montevallo	49 (9-12)		
01-02	81 @Montevallo	51 (10-12)		
01-02	70 Montevallo	78 (10-13)		
02-03	73 @Montevallo	56 (11-13)		
02-03	73 Montevallo	51 (12-13)		
03-04	74 @Montevallo	67 (13-13)		
03-04	78 Montevallo	60 (14-13)		

Morgan State [1-0]				
Year	KSU Opponent	Record		
86-87	59 Morgan State	55 (1-0)		

Newberry [1-1]				
Year	KSU Opponent	Record		
90-91	83 Newberry	60 (1-0)		
04-05	61 Newberry	65 (1-1)		

Norfolk State [0-1]				
Year	KSU Opponent	Record		
94-95	74 Norfolk State	109 (0-1)		

NC Central [1-0]				
Year	KSU Opponent	Record		
04-05	68 NC Central	60 (1-0)		

North Dakota [0-1]				
Year	KSU Opponent	Record		
98-99	69 North Dakota	96 (0-1)		

North Dakota State [0-1]				
Year	KSU Opponent	Record		
03-04	62 ND State	78 (0-1)		

North Florida [12-9]				
Year	KSU Opponent	Record		
94-95	54 @North Florida	66 (0-1)		
97-98	76 @North Florida	66 (1-1)		
97-98	74 North Florida	55 (2-1)		
98-99	79 North Florida	51 (3-1)		
98-99	63 @North Florida	49 (4-1)		
99-00	47 @North Florida	48 (4-2)		
99-00	66 North Florida	62 (5-2)		
00-01	59 North Florida	54 (6-2)		
00-01	74 @North Florida	71 (7-2)		
01-02	64 @North Florida	86 (7-3)		
01-02	71 North Florida	79 (7-4)		
02-03	76 North Florida	70 (8-4)		
02-03	66 @North Florida	68 (8-5)		
03-04	81 North Florida	72 (9-5)		
03-04	56 @North Florida	67 (9-6)		
04-05	52 @North Florida	68 (9-7)		
04-05	89 North Florida	60 (10-7)		
05-06	45 @North Florida	56 (10-8)		
05-06	73 North Florida	75 (10-9)		
06-07	73 North Florida(OT)	68 (11-9)		
06-07	58 @North Florida	56 (12-9)		

North Georgia [15-8]				
Year	KSU Opponent	Record		
83-84	64 North Georgia	58 (1-0)		
83-84	57 @North Georgia	62 (1-1)		
84-85	63 @North Georgia	73 (1-2)		
85-86	73 @North Georgia	77 (1-3)		
85-86	83 North Georgia	82 (2-3)		
86-87	77 @North Georgia	87 (2-4)		
86-87	67 North Georgia	71 (2-5)		
87-88	78 North Georgia	72 (3-5)		
87-88	60 @North Georgia	64 (3-6)		
88-89	63 @North Georgia	70 (3-7)		
88-89	78 North Georgia	59 (4-7)		
88-89	111 *North Georgia	94 (5-7)		
89-90	64 North Georgia	51 (6-7)		
89-90	69 @North Georgia	72 (6-8)		
90-91	72 @North Georgia	59 (7-8)		
90-91	60 North Georgia	57 (8-8)		
91-92	75 North Georgia	64 (9-8)		
91-92	82 @North Georgia	76 (10-6)		
91-92	82 *North Georgia	86 (11-8)		
92-93	84 @North Georgia	64 (12-8)		
92-93	71 North Georgia	53 (13-8)		
93-94	90 North Georgia	61 (14-8)		
93-94	90 @North Georgia	74 (15-8)		

North Greenville [1-0]				
Year	KSU Opponent	Record		
04-05	79 North Greenville	69 (0-1)		

Paine [0-2]				
Year	KSU Opponent	Record		
84-85	38 @Paine	49 (0-1)		
84-85	52 Paine	69 (0-2)		

Phillips [1-0]				
Year	KSU Opponent	Record		
88-89	87 Phillips	82 (1-0)		

Piedmont [10-4]				
Year	KSU Opponent	Record		
82-83	60 Piedmont	63 (0-1)		
82-83	58 Piedmont	59 (0-2)		
83-84	96 @Piedmont	60 (1-2)		
83-84	72 Piedmont	30 (2-2)		
84-85	71 @Piedmont	65 (3-2)		
84-85	64 Piedmont	54 (4-2)		
85-86	76 @Piedmont	80 (4-3)		
85-86	81 Piedmont	74 (4-4)		
85-86	82 @Piedmont	66 (5-4)		
86-87	76 @Piedmont	47 (6-4)		
86-87	78 Piedmont	54 (7-4)		
87-88	92 Piedmont	52 (8-4)		
88-89	102 Piedmont	39 (9-4)		
88-89	96 @Piedmont	48 (10-4)		

Portland State [0-1]				
Year	KSU Opponent	Record		
93-94	59 Portland State	84 (0-1)		

Presbyterian [4-0]				
Year	KSU Opponent	Record		
95-96	74 Presbyterian	69 (1-0)		
97-98	64 Presbyterian	56 (2-0)		
00-01	83 Presbyterian (OT)	80 (3-0)		
02-03	61 Presbyterian	59 (4-0)		

Rosary [1-0]				
Year	KSU Opponent	Record		
91-92	94 Rosary	90 (1-0)		

Savannah State [1-0]				
Year	KSU Opponent	Record		
06-07	74 Savannah State	66 (1-0)		

St. Leo [2-0]				
Year	KSU Opponent	Record		
86-87	82 @Saint Leo	68 (1-0)		
87-88	78 @Saint Leo	45 (2-0)		

Shorter [19-6]			
Year	KSU Opponent		Record
83-84	50 @Shorter	55	(0-1)
83-84	59 Shorter	77	(0-2)
84-85	55 Shorter	87	(0-3)
84-85	57 @Shorter	86	(0-4)
85-86	73 @Shorter	80	(1-4)
85-86	76 Shorter	80	(1-5)
86-87	87 Shorter	74	(2-5)
86-87	63 @Shorter	65	(2-6)
87-88	94 Shorter	70	(3-6)
87-88	78 @Shorter	64	(4-6)
88-89	87 Shorter	64	(5-6)
88-89	88 @Shorter	69	(6-6)
89-90	73 Shorter	58	(7-6)
89-90	93 @Shorter	87	(8-6)
90-91	84 Shorter	58	(9-6)
90-91	84 @Shorter	61	(10-6)
91-92	74 @Shorter	55	(11-6)
91-92	85 Shorter	49	(12-8)
92-93	70 Shorter	50	(13-6)
92-93	64 @Shorter	59	(14-6)
92-93	72 Shorter (PS)	55	(15-6)
93-94	77 @Shorter	73	(16-6)
93-94	69 Shorter	65	(17-6)
94-95	84 Shorter	68	(18-6)
95-96	73 @Shorter	46	(19-6)

All-Time Versus Opponents

99-00	90	Tusculum	67	(4-0)
04-05	78	@Tusculum	68	(5-0)
04-05	79	Tusculum	65	(6-0)

Tuskegee [1-0]

Year	KSU Opponent	Record
99-00	86 Tuskegee	66 (1-0)

UNC Asheville[0-1]

Year	KSU Opponent	Record
06-07	76 UNC Asheville	83 (0-1)

UNC Pembroke [16-1]

Year	KSU Opponent	Record
94-95	70 UNC Pembroke	61 (1-0)
94-95	70 @UNC Pembroke	59 (2-0)
95-96	92 UNC Pembroke	64 (3-0)
95-96	68 @UNC Pembroke	63 (4-0)
95-96	86 *UNC Pembroke	71 (5-0)
96-97	87 UNC Pembroke	54 (6-0)
96-97	84 @UNC Pembroke	68 (7-0)
97-98	74 @UNC Pembroke	72 (8-0)
97-98	56 *UNC Pembroke	40 (9-0)
98-99	87 UNC Pembroke	75 (10-0)
99-00	86 @UNC Pembroke	60 (11-0)
00-01	93 UNC Pembroke	86 (12-0)
01-02	83 UNC Pembroke	84 (12-1)
02-03	80 @UNC Pembroke	67 (13-1)
03-04	87 @UNC Pembroke	64 (14-1)
04-05	79 UNC Pembroke	64 (15-1)
04-05	78 *UNC Pembroke	66 (16-1)

USC Aiken [13-4]

Year	KSU Opponent	Record
94-95	91 USC Aiken	40 (1-0)
94-95	63 @USC Aiken	71 (1-1)
95-96	73 @USC Aiken	47 (2-1)

95-96	70	USC Aiken	60	(3-1)
96-97	80	@USC Aiken	64	(4-1)
96-97	93	USC Aiken	64	(5-1)
96-97	88	*USC Aiken	63	(6-1)
97-98	88	USC Aiken	63	(7-1)
98-99	81	@USC Aiken	50	(8-1)
99-00	80	USC Aiken	62	(9-1)
00-01	57	@USC Aiken	68	(9-2)
01-02	77	USC Aiken	68	(10-2)
01-02	51	@USC Aiken	55	(10-3)
02-03	57	USC Aiken	59	(10-4)
02-03	74	@USC Aiken(OT)	69	(11-4)
03-04	67	USC Aiken	63	(12-4)
04-05	85	@USC Aiken	74	(13-4)

USC Upstate [14-3]

Year	KSU Opponent	Record
91-92	81 USCS	56 (1-0)
92-93	57 @USCS	70 (1-1)
93-94	70 USCS	75 (1-2)
94-95	72 USCS	67 (2-2)
94-95	45 @USCS	53 (2-3)
95-96	64 @USCS	60 (3-3)
95-96	76 USCS	71 (4-3)
96-97	93 @USCS	75 (5-3)
96-97	79 USCS (OT)	69 (6-3)
97-98	64 @USCS	61 (7-3)
98-99	79 USCS	54 (8-3)
99-00	62 @USCS	50 (9-3)
00-01	71 USCS	48 (10-3)
01-02	84 USCS	55 (11-3)
02-03	61 @USCS	59 (12-3)
03-04	70 @USCS	64 (13-3)
04-05	90 USC Upstate	76 (14-3)

Valdosta State [5-2]

Year	KSU Opponent	Record
82-83	46 @Valdosta State	106 (0-1)

88-89	87	Valdosta State	74	(1-1)
89-90	69	@Valdosta State	72	(1-2)
91-92	83	@Valdosta State	66	(2-2)
92-93	80	Valdosta State	70	(3-2)
93-94	77	@Valdosta State	76	(4-2)
00-01	70	Valdosta State	54	(5-2)

Virginia Union [0-1]

Year	KSU Opponent	Record
04-05	64 Virginia Union	67 (0-1)

Warren Wilson [1-0]

Year	KSU Opponent	Record
85-86	82 Warren Wilson	54 (1-0)

West Alabama [3-1]

Year	KSU Opponent	Record
99-00	78 West Alabama	48 (1-0)
00-01	72 West Alabama	60 (2-0)
03-04	71 @West Alabama	73 (2-1)
03-04	90 West Alabama	62 (3-1)

West Florida [2-0]

Year	KSU Opponent	Record
88-89	87 West Florida	61 (1-0)
91-92	92 West Florida	67 (2-0)

West Georgia [11-9]

Year	KSU Opponent	Record
82-83	63 @West Georgia	82 (0-1)
82-83	47 West Georgia	60 (0-2)
83-84	73 West Georgia	79 (0-3)
83-84	60 @West Georgia	73 (0-4)
84-85	57 @West Georgia	81 (0-5)
85-86	63 West Georgia	59 (1-5)
86-87	79 West Georgia	80 (1-6)
88-89	64 @West Georgia	61 (2-6)

89-90	61	West Georgia	71	(2-7)
92-93	78	West Georgia	62	(3-7)
97-98	68	@West Ga (OT)	70	(3-8)
97-98	76	West Georgia	50	(4-8)
99-00	71	West Georgia	55	(5-8)
00-01	64	@West Georgia	52	(6-8)
02-03	52	@West Georgia	61	(6-9)
02-03	79	West Georgia	64	(7-9)
03-04	91	West Georgia	58	(8-9)
03-04	76	@West Georgia	55	(9-9)
04-05	60	@West Georgia	73	(10-9)
04-05	86	West Georgia	79	(11-9)

West Virginia [1-0]

Year	KSU Opponent	Record
05-06	60 @ West Virginia	100 (0-1)

William Carey [1-0]

Year	KSU Opponent	Record
90-91	74 William Carey	68 (1-0)

Wingate [2-2]

Year	KSU Opponent	Record
92-93	62 @Wingate	66 (0-1)
99-00	70 Wingate	63 (1-1)
01-02	74 Wingate	62 (2-1)
01-02	56 @Wingate	58 (2-2)

Winthrop[1-0]

Year	KSU Opponent	Record
06-07	71 at Winthrop	45 (1-0)

Wofford [1-0]

Year	KSU Opponent	Record
87-88	78 @Wofford	55 (1-0)

Kennesaw State

All-Time Opponents Record 1982-2007

Opponent	W-L	Pct.	Last
Agnes Scott	1-0	1.000	05-06
Alabama-Huntsville	3-1	.750	03-04
Albany State	0-1	.000	93-94
Arkansas Tech	1-0	1.000	97-98
Armstrong Atlantic	16-15	.516	03-04
Auburn-Montgomery	8-6	.571	01-02
Augusta State	14-9	.609	03-04
Austin Peay	1-0	1.000	06-07
Belmont	0-4	.000	06-07
Belmont-Abbey	1-0	1.000	92-93
Bentley	0-1	.000	96-97
Berry	11-19	.367	97-98
Bowie State	2-0	1.000	98-99
Brewton-Parker	10-5	.667	93-94
Bryan	7-0	1.000	87-88
Campbell	2-2	.500	06-07
Carson-Newman	3-4	.429	98-99
Catawba	3-1	.750	03-04
Central Arkansas	1-0	1.000	98-99
Central State-OH	0-1	.000	92-93
Central Wesleyan	1-0	1.000	92-93
Charleston Southern	0-1	.000	06-07
Charleston-WV	0-1	.000	90-91
Christian Brothers	1-0	1.000	96-97
Clatsop	2-3	.400	03-04
Clark Atlanta	1-0	1.000	00-01
Clayton State	22-2	.917	03-04
Clemson	0-1	.000	06-07
Coker	3-0	1.000	01-02
Columbus State	17-10	.630	03-04
Covenant	9-0	1.000	86-87
Columbia Union	1-0	1.000	02-03
Cumberland-KY	0-2	.000	85-86
Dillard	2-0	1.000	98-99
East Tennessee State	0-4	.000	06-07
Edward Waters	1-1	.500	84-85
Elon	1-0	1.000	96-97
Emmanuel	1-0	1.000	98-99

Opponent	W-L	Pct.	Last
Fayetteville State	1-0	1.000	96-97
Flagler	9-0	1.000	90-91
Florida Atlantic	0-2	.000	05-06
Florida Memorial	2-0	1.000	90-91
Florida Southern	1-1	.500	93-94
Florida Tech	1-0	1.000	86-87
Fort Valley State	0-2	.000	02-03
Francis Marion	9-6	.600	03-04
Furman	0-1	.000	05-06
Gardner-Webb	3-3	.500	06-07
GC&SU	28-19	.596	03-04
Georgia Southwestern	12-13	.480	99-00
Georgia State	0-2	.000	95-96
Georgia Tech	0-2	.000	06-07
Glenville State	1-0	1.000	02-03
High Point	1-1	.500	95-96
Huntingdon	1-0	1.000	98-99
IPFW	0-1	.000	06-07
Jacksonville	1-3	.250	06-07
Jacksonville State	4-6	.400	06-07
Lander	15-7	.682	03-04
Lee	5-5	.500	87-88
Life	1-0	1.000	00-01
Limestone	1-0	1.000	93-94
Lincoln Memorial	1-1	.500	92-93
Lindsey Wilson	1-0	1.000	98-99
Lipscomb	3-1	.750	06-07
Livingstone	1-0	1.000	98-99
Longwood	1-0	1.000	06-07
Loyola-LA	1-0	1.000	98-99
Maine	0-1	.000	05-06
Mars Hill	3-0	1.000	03-04
Mercer	2-2	.500	06-07
Michigan-Dearborn	1-0	1.000	95-96
Middle Tennessee St	0-1	.000	87-88
Midland Lutheran	0-1	.000	95-96
Milligan	2-0	1.000	88-89
Miss. Univ. for Women	1-0	1.000	99-00
Mobile-AL	2-0	1.000	91-92
Morgan State	1-0	1.000	06-07
Morris Brown	1-2	.333	87-88
Montevallo	14-13	.519	03-04
Newberry	1-0	1.000	90-91
Norfolk State	0-1	.000	94-95

Opponent	W-L	Pct.	Last
North Dakota	0-1	.000	98-99
North Dakota State	0-1	.000	03-04
North Florida	12-9	.571	06-07
North Georgia	15-8	.652	93-94
Paine	0-2	.000	84-85
Phillips	1-0	1.000	88-89
Piedmont	10-4	.714	88-89
Portland State	0-1	.000	93-94
Presbyterian	4-0	1.000	02-03
Rosary	1-0	1.000	91-92
St. Leo	2-0	1.000	87-88
Savannah State	1-0	1.000	06-07
Shorler	19-6	.760	95-96
Simon Fraser	0-1	.000	91-92
South Dakota State	0-1	.000	05-06
Southern Maine	1-0	1.000	88-89
SW Baptist	1-0	1.000	88-89
Spelman	5-0	1.000	92-93
Stetson	1-3	.250	06-07
Tampa	1-1	.500	93-94
Tennessee Tech	1-0	1.000	89-90
Tennessee Temple	6-4	.600	87-88
Tennessee Wesleyan	0-1	.000	82-83
Texas Women's	0-1	.000	95-96
Tift	2-2	.500	84-85
Toccoa Falls	1-0	1.000	82-83
Townson	0-1	.000	05-06
Tusculum	4-0	1.000	99-00
Tuskegee	1-0	1.000	99-00
UNC Asheville	0-1	.000	06-07
UNC Pembroke	14-1	.933	03-04
USC Aiken	12-4	.750	03-04
USC Upstate	14-3	.824	03-04
Valdosta State	5-2	.714	00-01
Warren Wilson	1-0	1.000	85-86
West Alabama	3-1	.750	03-04
West Florida	2-0	1.000	91-92
West Georgia	9-9	.500	03-04
West Virginia	0-1	.000	05-06
William Carey	1-0	1.000	90-91
Wingate	2-2	.500	01-02
Winthrop	1-0	1.000	06-07
Wofford	1-0	1.000	87-88

All-Time Players

Alexander, Lisa - Marietta, Georgia

Year	PPG	GM	PTS	FG	FG%	FT	FT%	3PT	3P%	REB	RPG	STL	AST	BL
1992-93	7.7	21	162	53-167	31.7	56-84	66.7	—	—	77	3.7	31	124	2
CAREER	7.7	21	162	53-167	31.7	56-84	66.7	—	—	77	3.7	31	124	2

Alsop, Kelly - Marietta, Georgia

Year	PPG	GM	PTS	FG	FG%	FT	FT%	3PT	3P%	REB	RPG	STL	AST	BL
1985-86	18.1	28	506	194-335	57.9	118-149	79.2	0-1	0.0	179	6.4	37	25	10
1986-87	19.5	31	604	223-403	55.3	158-216	73.1	0-0	0.0	283	9.1	64	45	20
1987-88	15.3	28	429	162-343	47.2	105-149	70.5	—	—	241	8.6	40	22	12
1988-89	11.1	27	301	117-263	44.9	67-88	67.1	—	—	219	8.1	37	25	10
CAREER	16.1	114	1840	696-1344	51.8	448-602	74.4	0-1	0.0	922	8.1	178	117	52

Awards and Honors 1989, NAIA Honorable Mention All-American; 1989, NAIA All-District; 1989, All-Georgia Intercollegiate Athletic Conference; 1988 NAIA Honorable Mention All-American; 1988 NAIA All-District; 1988, All-Georgia Intercollegiate Athletic Conference; 1987 NAIA All-District; 1987 All-Georgia Intercollegiate Athletic Conference; 1986 NAIA District All-Freshman Team; 1986 NAIA All-District; 1986 All-Georgia Intercollegiate Athletic Conference.

Anderson, Shanda - Egg Harbor, New Jersey

Year	PPG	GM	PTS	FG	FG%	FT	FT%	3PT	3P%	REB	RPG	STL	AST	BL
2005-06	0.7	11	8	4-18	22.2	0-0	0.0	0-5	0.0	5	0.5	0	2	0
CAREER	0.7	11	8	4-18	22.2	0-0	0.0	0-5	0.0	5	0.5	0	2	0

Andrews, Tamica - Eatonton, Georgia

Year	PPG	GM	PTS	FG	FG%	FT	FT%	3PT	3P%	REB	RPG	STL	AST	BL
2001-01	1.8	5	9	2-3	66.7	5-7	71.4	0-0	0.0	5	1.0	0	0	0
CAREER	1.8	5	9	2-3	66.7	5-7	71.4	0-0	0.0	5	1.0	0	0	0

Anglin, Amanda - Norcross, Georgia

Year	PPG	GM	PTS	FG	FG%	FT	FT%	3PT	3P%	REB	RPG	STL	AST	BL
1999-00	1.2	22	26	10-25	40.0	5-12	41.7	1-1	100.0	21	1.0	16	9	0
CAREER	1.2	22	26	10-25	40.0	5-12	41.7	1-1	100.0	21	1.0	16	9	0

Anglin, Amy - Norcross, Georgia

Year	PPG	GM	PTS	FG	FG%	FT	FT%	3PT	3P%	REB	RPG	STL	AST	BL
1999-00	5.8	28	161	67-194	34.5	26-41	63.4	1-6	16.7	89	3.2	53	52	0
1999-00	9.6	32	306	127-263	48.3	49-81	60.5	3-15	20.0	103	3.2	64	94	2
1997-98	6.3	27	170	45-122	36.9	59-82	72.0	21-61	34.4	60	2.2	51	96	2
1996-97	1.6	32	52	15-45	33.3	22-35	62.9	0-4	0.0	54	1.7	40	65	0
CAREER	5.8	119	689	254-624	40.1	156-239	65.3	25-86	29.1	306	2.6	208	307	4

Aniola, Paulina - Poznan, Poland

Year	PPG	GM	PTS	FG	FG%	FT	FT%	3PT	3P%	REB	RPG	STL	AST	BL
2003-04	5.1	23	117	36-95	37.9	21-30	70.0	24-63	38.1	59	2.6	14	20	5
2002-03	1.6	20	31	10-24	41.7	11-15	73.3	0-3	0.0	28	1.4	2	8	2
2001-02	1.4	20	28	10-25	40.0	8-18	44.4	0-1	0.0	20	1.0	1	7	2
2000-01	1.3	18	23	7-41	17.1	9-16	56.3	0-0	0.0	34	1.9	1	5	10
CAREER	2.5	81	199	63-185	34.1	49-79	62.0	24-67	35.8	141	1.7	18	40	19

Bailey, Yetta - McDonough, Georgia

Year	PPG	GM	PTS	FG	FG%	FT	FT%	3PT	3P%	REB	RPG	STL	AST	BL
2004-05	0.3	25	3	1-5	20.0	1-2	50.0	0-2	0.0	7	0.7	3	6	0
CAREER	0.3	25	3	1-5	20.0	1-2	50.0	0-2	0.0	7	0.7	3	6	0

Baker, Carol - Acworth, Georgia

Year	PPG	GM	PTS	FG	FG%	FT	FT%	3PT	3P%	REB	RPG	STL	AST	BL
1992-93	2.7	30	82	29-75	38.7	11-16	68.8	13-22	59.1	71	2.4	13	26	0
CAREER	2.7	30	82	29-75	38.7	11-16	68.8	13-22	59.1	71	2.4	13	26	0

Baker, Jennifer - Soperton, Georgia

Year	PPG	GM	PTS	FG	FG%	FT	FT%	3PT	3P%	REB	RPG	STL	AST	BL
2006-07	11.7	27	315	108-308	35.1	55-85	64.7	44-128	34.4	132	4.9	40	84	7
2005-06	7.0	27	188	67-206	32.5	41-68	60.3	13-46	28.3	107	4.0	41	41	9
CAREER	9.3	54	503	175-514	34.0	96-153	62.7	57-174	32.8	239	4.4	81	125	16

Awards and Honors 2007 - First Team All-Atlantic Sun Conference

Baldwin, Sharon - Smyrna, Georgia

Year	PPG	GM	PTS	FG	FG%	FT	FT%	3PT	3P%	REB	RPG	STL	AST	BL
1995-96	20.2	16	323	146-264	55.3	31-46	67.4	—	—	89	5.6	67	83	16
1995-96	18.1	28	508	207-399	51.9	94-127	74.0	—	—	127	4.5	105	97	15
CAREER	18.9	44	831	353-663	53.2	125-173	72.3	—	—	216	4.9	172	180	31

Awards and Honors 1996 NAIA District Freshman of the Year; 1986 NAIA District All-Freshman Team; 1986, NAIA All-District; All-Georgia Intercollegiate Athletic Conference.

Barton, April - Austell, Georgia

Year	PPG	GM	PTS	FG	FG%	FT	FT%	3PT	3P%	REB	RPG	STL	AST	BL
1998-99	8.8	28	245	99-232	42.7	45-63	71.4	4-11	36.4	93	3.3	84	132	2
1997-98	10.9	32	351	143-301	47.5	63-88	71.6	3-14	21.4	105	3.3	90	110	7
1996-97	12.1	27	328	145-284	51.1	38-59	64.4	—	—	96	3.6	61	95	8
1995-96	3.3	28	91	38-117	32.5	15-22	68.2	—	—	55	2.0	35	31	4
CAREER	8.8	115	1015	425-934	45.5	161-232	69.3	7-25	35.0	349	3.0	270	368	21

1989, All-Georgia Intercollegiate Athletic Conference.

Bates, Danielle - Memphis, Tennessee

Year	PPG	GM	PTS	FG	FG%	FT	FT%	3PT	3P%	REB	RPG	STL	AST	BL
2005-06	9.8	24	234	82-251	32.7	45-60	75.0	25-90	27.8	91	3.8	46	45	5
2004-05	5.5	21	116	37-126	29.4	29-34	85.3	13-52	25.0	81	3.9	22	25	6
2003-04	5.5	4	22	8-25	32.0	1-2	50.0	5-13	38.5	10	2.5	5	11	1
CAREER	7.6	49	372	127-402	31.6	75-96	78.1	43-155	27.7	182	3.7	73	81	12

Beaver, Mindi - Acworth, Georgia

Year	PPG	GM	PTS	FG	FG%	FT	FT%	3PT	3P%	REB	RPG	STL	AST	BL
1990-91	10.2	30	305	117-280	41.8	71-109	65.1	0-2	0.0	187	6.2	47	26	12
1989-90	15.4	29	446	182-360	50.6	82-122	67.2	—	—	236	8.8	47	29	15
1988-89	13.4	28	375	159-276	57.6	57-85	67.1	—	—	135	4.8	38	22	23
1987-88	11.9	32	380	160-342	46.8	60-88	68.2	—	—	170	5.3	42	14	15
CAREER	12.7	119	1506	618-1258	49.1	270-404	66.9	0-2	0.0	728	6.1	174	91	65

Awards and Honors 1991 NAIA All-District; 1991 All-Georgia Intercollegiate Athletic Conference; 1990 NAIA All-District; 1990 All-Georgia Intercollegiate Athletic Conference; 1989, NAIA All-District; All-Georgia Intercollegiate Athletic Conference; 1988 NAIA District Freshman-of-the-Year; 1988 NAIA District All-Freshman Team.

Bell, Heather - Jackson, Tennessee

Year	PPG	GM	PTS	FG	FG%	FT	FT%	3PT	3P%	REB	RPG	STL	AST	BL
1997-98	1.4	8	11	3-20	15.0	4-7	57.1	1-11	9.1	1.0	3	3	0	3
CAREER	1.4	8	11	3-20	15.0	4-7	57.1	1-11	9.1	1.0	3	3	0	3

Benson, Jasmine - Gainesville, Georgia

Year	PPG	GM	PTS	FG	FG%	FT	FT%	3PT	3P%	REB	RPG	STL	AST	BL
2002-03	2.7	29	77	24-77	31.2	16-23	69.6	13-54	24.1	34	1.2	11	27	0
CAREER	2.7	29	77	24-77	31.2	16-23	69.6	13-54	24.1	34	1.2	11	27	0

Berdan, Vicki - Marietta, Georgia

Year	PPG	GM	PTS	FG	FG%	FT	FT%	3PT	3P%	REB	RPG	STL	AST	BL
1983-84	6.6	27	179	81-225	36.0	17-21	81.0	—	—	52	1.9	44	65	1
1982-83	4.2	18	76	34-105	32.4	8-12	66.7	—	—	23	1.3	20	55	2
CAREER	5.7	45	255	115-330	34.9	25-33	75.8	—	—	75	1.7	64	120	3

Blackwell, Sherry - Acworth, Georgia

Year	PPG	GM	PTS	FG	FG%	FT	FT%	3PT	3P%	REB	RPG	STL	AST	BL
1989-90	6.9	7	48	17-43	40.4	11-15	73.3	3-10	30.0	20	2.9	18	38	0
1988-89	7.5	27	202	73-158	46.2	40-51	78.4	14-43	32.6	73	2.7	75	176	4
1987-88	3.2	31	98	40-99	40.4	16-26	61.5	2-4	50.0	39	1.3	40	95	1
CAREER	5.4	65	348	130-300	43.3	67-92	72.8	19-57	33.3	132	2.0	133	309	5

Awards and Honors 1988 NAIA District All-Freshman Team.

Boggs, Stacey - Greensboro, North Carolina

Year	PPG	GM	PTS	FG	FG%	FT	FT%	3PT	3P%	REB	RPG	STL	AST	BL
1992-93	4.1	17	70	30-52	57.7	10-15	66.7	0-0	0.0	34	2.0	5	8	5
CAREER	4.1	17	70	30-52	57.7	10-15	66.7	0-0	0.0	34	2.0	5	8	5

Bonds, Jeanna - Dakar, Senegal

Year	PPG	GM	PTS	FG	FG%	FT	FT%	3PT	3P%	REB	RPG	STL	AST	BL
1983-84	2.9	24	70	22-67	32.8	26-36	72.2	—	—	79	3.3	7	24	1
CAREER	2.9	24	70	22-67	32.8	26-36	72.2	—	—	79	3.3	7	24	1

All-Time Players

Bullock, DeAndrea - Columbia, Tennessee

Year	PPG	GM	PTS	FG	FG%	FT	FT%	3PT	3P%	REB	RPG	STL	AST	BL
2006-07	6.2	29	179	52-178	29.2	57-94	60.6	18-78	23.1	98	3.4	16	32	5
CAREER	6.2	29	179	52-178	29.2	57-94	60.6	18-78	23.1	98	3.4	16	32	5

Carter, Angela - Chesapeake, Virginia

Year	PPG	GM	PTS	FG	FG%	FT	FT%	3PT	3P%	REB	RPG	STL	AST	BL
1994-95	4.0	27	109	31-88	35.2	45-72	62.5	2-6	33.3	55	2.0	28	69	1
CAREER	4.0	27	109	31-88	35.2	45-72	62.5	2-6	33.3	55	2.0	28	69	1

Carrington, Tori - Riverdale, Georgia

Year	PPG	GM	PTS	FG	FG%	FT	FT%	3PT	3P%	REB	RPG	STL	AST	BL
2002-03	5.4	29	157	65-194	33.5	20-35	57.1	7-42	16.7	113	3.9	32	82	12
2001-02	7.8	27	211	85-198	42.9	27-35	77.1	14-29	48.3	124	4.6	34	88	6
2000-01	6.9	26	179	74-174	42.5	19-32	59.4	12-47	25.5	113	4.3	44	53	18
CAREER	6.6	82	547	224-566	39.9	66-102	64.7	33-118	28.0	350	4.3	110	223	36

Chadwick, Janet - Canton, Georgia

Year	PPG	GM	PTS	FG	FG%	FT	FT%	3PT	3P%	REB	RPG	STL	AST	BL
1997-98	16.3	26	423	106-307	52.1	76-91	83.5	27-58	46.6	104	4.0	40	78	8
1996-97	11.7	32	373	157-297	52.9	55-74	74.3	4-14	28.6	168	5.3	32	83	16
1995-96	11.7	29	338	134-320	41.9	45-69	65.2	25-84	29.8	132	4.6	60	144	21
1994-95	8.7	27	235	93-211	44.1	30-50	60.0	19-51	37.3	128	4.7	28	57	9
CAREER	12.0	114	1369	490-1135	43.2	206-284	72.5	75-207	36.2	532	4.7	160	362	54

Awards and Honors 1998, NCAA Division II Daktronics All-South Atlantic Region Second Team; 1998 Second Team All-Peach Belt Athletic Conference; 1997, Peach Belt Conference Player of the Week (December 8);

Chandler, Karen - Marietta, Georgia

Year	PPG	GM	PTS	FG	FG%	FT	FT%	3PT	3P%	REB	RPG	STL	AST	BL
1988-89	6.6	28	186	78-178	43.8	29-33	87.9	1-3	33.3	97	3.5	49	75	6
1987-88	2.1	32	67	24-69	34.8	24-33	72.7	0-0	00.0	66	2.1	31	39	0
1986-87	2.2	18	39	15-55	27.3	9-14	64.3	--	--	29	1.6	19	16	1
1985-86	1.2	20	23	7-31	22.6	9-16	56.3	--	--	20	1.0	15	13	2
CAREER	3.2	98	315	124-333	37.2	71-96	74.8	1-3	33.3	212	2.2	114	143	9

Cisse, Fatou - Dakar, Senegal

Year	PPG	GM	PTS	FG	FG%	FT	FT%	3PT	3P%	REB	RPG	STL	AST	BL
1997-98	5.0	6	30	10-33	30.3	4-11	36.4	6-16	37.5	12	2.0	4	4	5
CAREER	5.0	6	30	10-33	30.3	4-11	36.4	6-16	37.5	12	2.0	4	4	5

Clarke, Shavonder - Euxema, Bahamas

Year	PPG	GM	PTS	FG	FG%	FT	FT%	3PT	3P%	REB	RPG	STL	AST	BL
2005-06	18.5	25	462	187-448	41.7	57-93	61.3	31-101	30.7	280	11.2	69	42	10
2004-05	18.4	30	553	204-477	42.8	100-145	69.0	45-110	40.9	264	8.8	80	56	13
CAREER	18.5	55	1015	391-925	42.3	157-238	66.0	76-211	36.0	544	9.9	149	98	23

Awards and Honors 2006 All-Atlantic Sun Conference Second Team; 2005, Atlantic Sun Conference Player of the Week (December 5, December 12); 2005, NCAA Division II Honorable Mention All-American; 2005, All-South Atlantic Region First Team; 2005 All-Peach Belt Conference First Team; 2005, Peach Belt Conference Player of the Week (February 2); 2004, Peach Belt Conference Player of the Week (November 22).

Clifton, Jennifer - Savannah, Georgia

Year	PPG	GM	PTS	FG	FG%	FT	FT%	3PT	3P%	REB	RPG	STL	AST	BL
1998-99	5.6	30	169	63-194	32.5	37-57	64.9	6-43	14.0	113	3.8	32	62	13
1997-98	0.0	0	0	0-0	00.0	0-0	00.0	0-0	00.0	0	0.0	0	0	0
1996-97	5.5	32	175	65-155	41.9	28-44	63.6	17-51	33.3	72	2.3	44	93	4
CAREER	5.5	62	344	128-349	36.7	65-101	64.4	23-94	24.5	185	3.0	76	155	17

Code, Leslie - Denver, Colorado

Year	PPG	GM	PTS	FG	FG%	FT	FT%	3PT	3P%	REB	RPG	STL	AST	BL
2002-03	1.6	10	16	5-15	33.3	5-9	55.6	1-4	25.0	7	0.7	3	3	0
CAREER	1.6	10	16	5-15	33.3	5-9	55.6	1-4	25.0	7	0.7	3	3	0

Coleman, Sarah - Folkston, Georgia

Year	PPG	GM	PTS	FG	FG%	FT	FT%	3PT	3P%	REB	RPG	STL	AST	BL
1998-99	1.9	26	48	17-50	34.0	14-22	63.6	0-3	00.0	30	1.2	9	13	0
1997-98	1.1	17	19	6-27	22.2	7-11	63.6	0-0	00.0	13	0.8	3	4	0
1996-97	3.8	25	94	38-75	50.7	18-27	66.7	0-0	00.0	47	1.9	12	17	1
1995-96	4.4	29	129	50-135	40.7	19-35	54.3	0-0	00.0	73	2.5	14	27	1
CAREER	3.0	97	290	111-287	38.7	58-95	61.1	0-3	00.0	163	1.7	38	61	2

Collins, Kelly - Blue Ridge, Georgia

Year	PPG	GM	PTS	FG	FG%	FT	FT%	3PT	3P%	REB	RPG	STL	AST	BL
1991-92	1.0	6	6	3-10	30.0	0-0	00.0	0-0	00.0	2	0.3	1	1	0
CAREER	1.0	19	18	7-29	24.1	4-4	100.0	0-1	00.0	15	0.8	10	2	1

Cook, Jocelyn - Rocky Face, Georgia

Year	PPG	GM	PTS	FG	FG%	FT	FT%	3PT	3P%	REB	RPG	STL	AST	BL
2000-01	3.3	19	62	24-72	33.3	7-8	87.5	7-26	26.9	41	2.2	4	14	0
CAREER	3.3	42	140	51-143	35.7	15-21	71.4	23-74	31.1	70	1.7	16	39	0

Combs, Cindy - Decatur, Tennessee

Year	PPG	GM	PTS	FG	FG%	FT	FT%	3PT	3P%	REB	RPG	STL	AST	BL
1994-95	7.1	27	193	60-138	43.5	38-50	76.0	35-88	39.8	53	2.0	42	106	0
CAREER	7.1	27	193	60-138	43.5	38-50	76.0	35-88	39.8	53	2.0	42	106	0

Connolly, Shannayl - El Cajon, California

Year	PPG	GM	PTS	FG	FG%	FT	FT%	3PT	3P%	REB	RPG	STL	AST	BL
1997-98	1.1	13	14	7-16	43.8	0-0	00.0	0-2	00.0	20	1.5	3	4	0
1996-97	1.3	12	15	6-15	40.0	3-7	42.9	0-0	00.0	8	0.7	1	2	1
1995-96	1.3	24	31	10-31	32.3	10-13	76.9	1-6	16.7	26	1.1	5	16	1
1994-95	1.0	19	19	6-25	24.0	6-7	85.7	1-7	14.3	14	0.7	4	5	0
CAREER	1.2	68	79	29-87	33.3	19-27	70.4	2-13	15.4	68	1.0	13	27	2

Cuprys, Joanna - Wroclaw, Poland

Year	PPG	GM	PTS	FG	FG%	FT	FT%	3PT	3P%	REB	RPG	STL	AST	BL
1996-97	26.0	31	807	289-555	52.1	137-163	84.0	92-187	49.2	244	7.9	87	71	49
CAREER	26.0	31	807	289-555	52.1	137-163	84.0	92-187	49.2	244	7.9	87	71	49

Awards and Honors 1997, NCAA Division II Kodak All-American; 1997, Women's Division II Bulletin First Team All-American; 1997, Peach Belt Conference Player of the Year; 1997 First Team All-Peach Belt Conference; 1997, Peach Belt Conference Player of the Week (January 12, January 19, January 26, February 16).

Dajksler, Monika - Poznan, Poland

Year	PPG	GM	PTS	FG	FG%	FT	FT%	3PT	3P%	REB	RPG	STL	AST	BL
2000-01	15.3	27	412	190-423	44.9	134-171	78.4	52-140	37.1	98	3.6	37	77	7
1999-00	11.3	30	340	128-289	44.3	68-83	81.9	16-51	31.4	108	3.6	30	72	5
1998-99	8.3	29	242	98-243	40.3	45-59	76.3	1-3	33.3	66	2.3	27	73	0
1997-98	6.9	28	192	78-167	46.7	35-63	55.6	1-2	50.0	57	2.0	23	80	4
CAREER	10.4	114	1186	494-1122	44.0	282-373	75.6	70-196	35.7	329	2.9	117	302	13

Awards and Honors 2001, All-Peach Belt Conference Second Team.

Denman, Dawn - Marietta, Georgia

Year	PPG	GM	PTS	FG	FG%	FT	FT%	3PT	3P%	REB	RPG	STL	AST	BL
1989-90	7.1	18	128	53-90	58.9	22-30	73.3	0-0	00.0	55	3.4	10	5	0
CAREER	7.1	18	128	53-90	58.9	22-30	73.3	0-0	00.0	55	3.4	10	5	0

Ducham, Dayna - Midland, Michigan

Year	PPG	GM	PTS	FG	FG%	FT	FT%	3PT	3P%	REB	RPG	STL	AST	BL
1993-94	2.1	28	58	18-77	23.4	11-21	52.4	11-50	22.0	33	1.2	6	22	0
CAREER	2.1	28	58	18-77	23.4	11-21	52.4	11-50	22.0	33	1.2	6	22	0

Dunn, Kathy - Acworth, Georgia

Year	PPG	GM	PTS	FG	FG%	FT	FT%	3PT	3P%	REB	RPG	STL	AST	BL
1982-83	0.4	5	2	0-0	00.0	2-2	100.0	--	--	4	0.8	0	0	0
CAREER	0.4	5	2	0-0	00.0	2-2	100.0	--	--	4	0.8	0	0	0

Fields, Pam - Franklin Springs, Georgia

Year	PPG	GM	PTS	FG	FG%	FT	FT%	3PT	3P%	REB	RPG	STL	AST	BL
1987-88	8.9	32	287	119-252	47.2	49-73	67.1	0-1	00.0	193	6.0	57	134	18
1986-87	9.6	28	273	114-237	48.1	45-72	62.5	--	--	236	8.4	67	81	19
CAREER	9.3	60	560	233-489	47.7	94-145	64.5	0-0	00.0	429	7.2	124	215	37

Awards and Honors 1988, NAIA All-District.

Ferguson, Denisha - Clarksville, Tennessee

Year	PPG	GM	PTS	FG	FG%	FT	FT%	3PT	3P%	REB	RPG	STL	AST	BL
------	-----	----	-----	----	-----	----	-----	-----	-----	-----	-----	-----	-----	----

All-Time Players

Gaye, Ngoneh - Pawtucket, Rhode Island

Year	PPG	GM	PTS	FG	FG%	FT	FT%	3PT	3P%	REB	RPG	STL	AST	BL
2006-07	9.4	9	85	30-73	41.1	25-35	71.4	0-0	0.0	93	10.3	6	7	10
2005-06	6.0	27	161	61-145	42.1	39-63	61.9	0-0	0.0	145	5.4	22	21	20
CAREER	6.8	36	246	91-218	41.7	64-98	65.3	0-0	0.0	238	6.6	28	28	30

Gibbons, Ardith - Brunswick, Georgia

Year	PPG	GM	PTS	FG	FG%	FT	FT%	3PT	3P%	REB	RPG	STL	AST	BL
1994-95	9.7	27	261	97-198	49.0	67-97	69.1	0-1	0.0	194	7.2	27	12	11
1993-94	12.0	29	349	138-288	47.9	73-99	73.7	0-0	0.0	246	8.5	20	20	6
1992-93	8.2	30	245	99-212	46.7	47-69	68.1	0-0	0.0	130	4.3	6	12	13
CAREER	9.8	86	855	334-698	47.9	187-265	70.1	0-1	0.0	570	6.6	53	44	30

Awards and Honors 1995, Peach Belt Conference Player of the Week (January 16);

Gurley, Nikki - Blairsville, Georgia

Year	PPG	GM	PTS	FG	FG%	FT	FT%	3PT	3P%	REB	RPG	STL	AST	BL
2005-06	7.8	27	205	68-225	30.2	18-24	75.0	51-177	28.8	44	1.6	20	16	0
2004-05	5.8	26	152	47-130	36.2	30-43	69.8	28-88	31.8	48	1.8	11	21	0
CAREER	6.7	53	357	115-355	32.4	48-67	71.6	79-265	29.8	92	1.7	31	37	0

Hammett, Mandy - Lawrenceville, Georgia

Year	PPG	GM	PTS	FG	FG%	FT	FT%	3PT	3P%	REB	RPG	STL	AST	BL
1991-92	10.3	6	62	26-43	60.5	10-11	90.9	0-0	0.0	34	5.7	9	5	1
1990-91	4.5	31	141	53-104	51.0	35-46	76.1	0-0	0.0	82	2.6	30	30	6
1989-90	7.7	29	222	87-152	57.2	48-66	72.7	0-0	0.0	98	3.7	22	32	15
CAREER	6.4	66	425	166-299	55.5	93-123	75.7	0-0	0.0	214	3.2	61	67	22

Awards and Honors 1990, NAIA District All-Freshman Team.

Harris, Dana - Smyrna, Georgia

Year	PPG	GM	PTS	FG	FG%	FT	FT%	3PT	3P%	REB	RPG	STL	AST	BL
1985-86	4.7	20	93	39-98	39.8	15-37	40.5	--	--	16	0.8	21	34	0
CAREER	4.7	20	93	39-98	39.8	15-37	40.5	--	--	16	0.8	21	34	0

Harris, Kim - Marietta, Georgia

Year	PPG	GM	PTS	FG	FG%	FT	FT%	3PT	3P%	REB	RPG	STL	AST	BL
1989-90	0.7	6	4	2-8	25.0	0-2	0.0	0-0	0.0	6	1.0	1	3	0
CAREER	0.7	6	4	2-8	25.0	0-2	0.0	0-0	0.0	6	1.0	1	3	0

Harris, Lauren - Columbia, Missouri

Year	PPG	GM	PTS	FG	FG%	FT	FT%	3PT	3P%	REB	RPG	STL	AST	BL
2004-05	6.2	30	187	84-217	38.7	19-48	39.6	0-1	0.0	168	5.6	17	23	165
CAREER	6.2	30	187	84-217	38.7	19-48	39.6	0-1	0.0	168	5.6	17	23	165

Hasty, Lynne - Powder Springs, Georgia

Year	PPG	GM	PTS	FG	FG%	FT	FT%	3PT	3P%	REB	RPG	STL	AST	BL
1994-95	0.8	6	5	2-11	18.2	1-4	25.0	--	--	9	1.5	0	0	0
CAREER	0.8	6	5	2-11	18.2	1-4	25.0	--	--	9	1.5	0	0	0

Henderson, Jenni - Smyrna, Georgia

Year	PPG	GM	PTS	FG	FG%	FT	FT%	3PT	3P%	REB	RPG	STL	AST	BL
1988-89	6.1	25	153	67-132	50.8	19-29	65.5	0-0	0.0	81	3.2	32	18	28
1987-88	4.8	32	153	65-157	41.4	23-37	62.1	0-0	0.0	101	3.2	35	16	43
1986-87	5.2	27	141	55-153	35.9	31-47	66.0	--	--	115	4.3	43	6	33
CAREER	5.3	84	447	187-442	42.3	73-113	64.5	0-0	0.0	297	3.5	110	40	104

Hernandez, Zane - Miami, Florida

Year	PPG	GM	PTS	FG	FG%	FT	FT%	3PT	3P%	REB	RPG	STL	AST	BL
1999-00	6.8	28	191	57-142	40.1	77-107	72.0	0-0	0.0	111	4.0	17	33	3
CAREER	6.8	28	191	57-142	40.1	77-107	72.0	0-0	0.0	111	4.0	17	33	3

Henry, LaTonya - Evergreen, Alabama

Year	PPG	GM	PTS	FG	FG%	FT	FT%	3PT	3P%	REB	RPG	STL	AST	BL
2003-04	5.0	29	145	55-126	43.7	31-48	64.6	4-18	22.2	139	4.8	11	20	9
2002-03	8.0	29	231	86-170	50.6	48-75	64.0	11-39	28.2	220	7.6	20	22	18
CAREER	6.5	58	376	141-296	47.6	79-123	64.2	15-57	26.3	359	6.2	31	42	27

Hollis, Rosetta - Fort Benning, Georgia

Year	PPG	GM	PTS	FG	FG%	FT	FT%	3PT	3P%	REB	RPG	STL	AST	BL
2006-07	13.5	24	323	126-275	45.8	68-97	70.1	3-8	37.5	153	6.4	37	23	7
CAREER	13.5	24	323	126-275	45.8	68-97	70.1	3-8	37.5	153	6.4	37	23	7

Awards and Honors 2007 Atlantic Sun Conference All-Freshman Team.

Honea, Sherry - Smyrna, Georgia

Year	PPG	GM	PTS	FG	FG%	FT	FT%	3PT	3P%	REB	RPG	STL	AST	BL
1990-91	3.3	20	67	21-62	33.9	25-37	67.6	0-2	0.0	44	2.2	13	6	2
CAREER	3.3	20	67	21-62	33.9	25-37	67.6	0-2	0.0	44	2.2	13	6	2

Horne, Beth - Woodstock, Georgia

Year	PPG	GM	PTS	FG	FG%	FT	FT%	3PT	3P%	REB	RPG	STL	AST	BL
1983-84	11.0	27	296	110-247	44.5	76-132	57.6	--	--	260	9.6	13	51	55
1982-83	10.2	23	235	87-186	46.8	61-110	55.5	--	--	188	8.2	12	28	20
CAREER	10.6	50	531	197-433	45.5	137-242	56.6	--	--	448	9.0	25	79	75

Hulsey, Rhonda - Marietta, Georgia

Year	PPG	GM	PTS	FG	FG%	FT	FT%	3PT	3P%	REB	RPG	STL	AST	BL
1986-87	2.1	13	27	11-20	55.0	5-6	83.3	--	--	19	1.5	3	6	1
1985-86	0.6	13	8	2-16	12.5	4-10	40.0	--	--	18	1.4	2	1	0
1984-85	1.2	20	24	12-32	37.5	0-4	0.0	--	--	32	1.6	9	6	0
CAREER	1.3	46	59	25-68	36.8	9-20	45.0	--	--	69	1.5	14	13	1

Inman, Meredith - Lawrenceville, Georgia

Year	PPG	GM	PTS	FG	FG%	FT	FT%	3PT	3P%	REB	RPG	STL	AST	BL
1996-97	1.8	17	31	7-18	38.9	17-29	58.6	0-5	0.0	25	1.5	8	12	1
1995-96	5.5	28	153	45-122	36.9	45-72	62.5	18-48	37.5	90	3.2	35	92	5
CAREER	3.8	45	184	52-140	37.1	62-101	61.4	18-48	37.5	115	2.6	43	104	6

Irwin, Keira - Simi Valley, California

Year	PPG	GM	PTS	FG	FG%	FT	FT%	3PT	3P%	REB	RPG	STL	AST	BL
1993-94	3.0	17	51	13-52	25.0	16-25	64.0	9-32	28.1	35	2.1	26	50	4
CAREER	3.0	17	51	13-52	25.0	16-25	64.0	9-32	28.1	35	2.1	26	50	4

Jacobs, DeWayna - Hephzibah, Georgia

Year	PPG	GM	PTS	FG	FG%	FT	FT%	3PT	3P%	REB	RPG	STL	AST	BL
1991-92	15.5	31	480	215-416	51.7	49-81	60.5	1-1	100.0	236	7.6	26	40	64
1990-91	14.1	31	436	191-355	53.8	54-80	67.5	0-0	0.0	250	8.1	38	33	65
CAREER	14.7	62	916	406-771	52.7	103-161	64.0	1-1	100.0	486	7.9	64	73	129

Awards and Honors 1992, NAIA All-District; 1992 All-Georgia Intercollegiate Athletic Conference; 1991, NAIA All-District; 1991 All-Georgia Intercollegiate Athletic Conference.

Johnson, Ashley - Jonesboro, Georgia

Year	PPG	GM	PTS	FG	FG%	FT	FT%	3PT	3P%	REB	RPG	STL	AST	BL
2006-07	5.6	20	112	32-137	23.4	42-64	65.6	6-43	14.0	72	3.6	29	76	2
2005-06	5.1	27	137	50-135	37.0	22-39	56.4	15-48	31.3	59	2.2	41	48	2
CAREER	5.3	47	249	82-272	30.1	64-103	62.1	21-91	23.1	131	2.8	70	124	4

Johnson, Janeen - Kennesaw, Georgia

Year	PPG	GM	PTS	FG	FG%	FT	FT%	3PT	3P%	REB	RPG	STL	AST	BL
1995-96	1.3	23	29	11-16	68.8	7-16	43.8	0-0	0.0	49	2.1	36	38	0
CAREER	1.3	23	29	11-16	68.8	7-16	43.8	0-0	0.0	49	2.1	36	38	0

Jiles, Chantel - Baton Rouge, Louisiana

Year	PPG	GM	PTS	FG	FG%	FT	FT%	3PT	3P%	REB	RPG	STL	AST	BL
1999-00	0.2	6	1	0-3	0.0	1-4	25.0	0-0	0.0	2	0.3	0	1	1
CAREER	0.2	6	1	0-3	0.0	1-4	25.0	0-0	0.0	2	0.3	0	1	1

Johnson, Ashley - Riverdale, Georgia

Year	PPG	GM	PTS	FG	FG%	FT	FT%	3PT	3P%	REB	RPG	STL	AST	BL
2005-06	5.1	27	137	50-135	37.0	22-39	56.4	15-48	31.3	59	2.2	41	48	2
CAREER	5.1	27	137	50-135	37.0	22-39	56.4	15-48	31.3	59	2.2	41	48	2

Jordan, Stacie - Ball Ground, Georgia

Year	PPG	GM	PTS	FG	FG%	FT	FT%	3PT	3P%	REB	RPG	STL	AST	BL
1991-92	4.1	31	128	47-117	40.2	33-42	78.6	1-2	50.0	137	4.4	42	156	6
1990-91	3.1	30	93	36-102	35.3	20-29	69.0	1-5	20.0	94	3.1	39	136	6
CAREER	3.6	61	221	83-219	37.9	53-71	74.5	2-7	28.6	231	3.8	81	292	12

All-Time Players

Lockett, Gia - Snellville, Georgia

Year	PPG	GM	PTS	FG	FG%	FT	FT%	3PT	3P%	REB	RPG	STL	AST	BL
2006-07	6.9	29	201	76-207	36.7	26-43	60.5	23-72	31.9	88	3.0	46	40	6
CAREER	6.9	29	201	76-207	36.7	26-43	60.5	23-72	31.9	88	3.0	46	40	6

Lujan, Justina - Port Saint Lucie, Florida

Year	PPG	GM	PTS	FG	FG%	FT	FT%	3PT	3P%	REB	RPG	STL	AST	BL
2005-06	1.8	15	27	10-46	21.7	2-4	50.0	5-19	26.3	23	1.5	8	4	2
2004-05	0.7	15	10	5-15	33.3	0-0	00.0	0-2	00.0	9	0.6	3	6	0
CAREER	1.2	30	37	15-61	24.6	2-4	50.0	5-21	23.8	32	1.1	11	10	0

Malcom, Amanda - Madison, Georgia

Year	PPG	GM	PTS	FG	FG%	FT	FT%	3PT	3P%	REB	RPG	STL	AST	BL
2004-05	2.5	2	5	2-6	66.7	1-3	33.3	0-0	00.0	2	1.0	0	0	0
CAREER	2.5	2	5	2-6	66.7	1-3	33.3	0-0	00.0	2	1.0	0	0	0

Manning, Vashti - Valdosta, Georgia

Year	PPG	GM	PTS	FG	FG%	FT	FT%	3PT	3P%	REB	RPG	STL	AST	BL
1994-95	6.1	27	166	61-180	33.9	42-68	61.8	2-7	28.6	141	5.2	44	64	3
1993-94	2.4	26	63	21-75	28.0	21-47	44.7	0-0	00.0	84	3.2	17	48	0
1992-93	1.5	26	39	12-50	24.0	15-17	88.2	0-0	00.0	26	1.0	12	10	0
1991-92	1.2	11	13	1-9	11.0	11-17	64.7	0-1	00.0	8	0.7	2	4	2
CAREER	3.1	90	281	104-314	33.1	89-149	59.7	2-8	25.0	259	2.9	75	126	5

Marchmann, Tracey - Smyrna, Georgia

Year	PPG	GM	PTS	FG	FG%	FT	FT%	3PT	3P%	REB	RPG	STL	AST	BL
1991-92	11.2	31	347	106-256	41.4	112-143	78.3	23-54	42.6	100	3.2	105	123	4
1990-91	10.8	24	258	76-171	44.4	92-114	80.7	14-43	32.6	59	2.5	62	101	4
CAREER	11.0	55	605	182-427	42.6	204-257	79.4	37-97	38.1	159	2.9	167	224	8

Awards and Honors 1992, NAIA District Player-of-the-Year; 1992 NAIA All-District; 1992, All-Georgia Intercollegiate Athletic Conference.

Martin, Christi - Boaz, Alabama

Year	PPG	GM	PTS	FG	FG%	FT	FT%	3PT	3P%	REB	RPG	STL	AST	BL
1996-97	3.0	27	81	26-50	52.0	20-26	76.9	9-20	45.0	58	2.1	21	101	2
CAREER	3.0	27	81	26-50	52.0	20-26	76.9	9-20	45.0	58	2.1	21	101	2

Martin, Katie - Marietta, Georgia

Year	PPG	GM	PTS	FG	FG%	FT	FT%	3PT	3P%	REB	RPG	STL	AST	BL
2006-07	0.7	16	11	3-14	21.4	2-2	1.000	3-13	23.1	2	0.1	3	2	0
2005-06	1.3	9	12	5-11	45.5	1-1	100.0	1-3	33.3	3	0.3	1	1	1
2004-05	0.7	7	5	2-7	28.6	1-4	25.0	0-1	00.0	4	0.6	0	0	0
CAREER	0.9	32	28	10-32	31.3	4-7	57.1	4-17	23.5	9	0.3	4	3	1

May, Anne - Roswell, Georgia

Year	PPG	GM	PTS	FG	FG%	FT	FT%	3PT	3P%	REB	RPG	STL	AST	BL
1983-84	2.6	12	31	12-32	37.5	7-13	53.8	--	--	34	2.8	6	6	0
CAREER	2.6	12	31	12-32	37.5	7-13	53.8	--	--	34	2.8	6	6	0

McAllister, Sarah - Woodbury, Tennessee

Year	PPG	GM	PTS	FG	FG%	FT	FT%	3PT	3P%	REB	RPG	STL	AST	BL
1996-97	17.0	31	526	210-420	50.0	106-155	68.4	0-3	00.0	191	6.2	50	47	5
1995-96	22.7	29	657	261-488	53.5	133-179	74.3	2-15	13.3	209	7.2	53	53	17
1994-95	14.1	27	380	162-282	57.4	54-84	62.1	2-9	22.2	162	6.0	20	30	9
1993-94	14.5	29	420	187-350	53.4	45-93	48.4	1-11	9.1	156	5.4	25	23	13
CAREER	17.1	116	1983	820-1540	53.2	338-511	66.1	5-38	13.2	718	6.2	148	153	44

Awards and Honors 1997, Women's Division II Bulletin Fourth Team All-American; 1997, First Team All-Peach Belt Conference; 1996, Peach Belt Conference Player-of-the-Year; 1996, First Team All-Peach Belt Conference; 1996, Peach Belt Conference All-Tournament Team; 1995, First Team All-Peach Belt Conference; 1995, Peach Belt Conference Player of the Week (January 7, February 11, February 25).

McKenzie, Desiree - Orlando, Florida

Year	PPG	GM	PTS	FG	FG%	FT	FT%	3PT	3P%	REB	RPG	STL	AST	BL
2005-06	0.2	11	2	1-6	16.7	0-1	00.0	0-0	00.0	7	0.6	1	2	1
CAREER	0.2	11	2	1-6	16.7	0-1	00.0	0-0	00.0	7	0.6	1	2	1

Meredith, Kristi - Athens, Georgia

Year	PPG	GM	PTS	FG	FG%	FT	FT%	3PT	3P%	REB	RPG	STL	AST	BL
1996-97	0.6	10	6	1-9	11.1	4-7	57.1	0-1	00.0	12	1.2	1	2	0
CAREER	0.6	10	6	1-9	11.1	4-7	57.1	0-1	00.0	12	1.2	1	2	0

Miezkowska, Dominika - Gdansk, Poland

Year	PPG	GM	PTS	FG	FG%	FT	FT%	3PT	3P%	REB	RPG	STL	AST	BL
2005-06	8.4	27	228	85-239	35.6	32-40	80.0	26-104	25.0	74	2.7	38	60	3
2004-05	9.0	28	253	80-223	35.9	56-70	80.0	37-109	33.9	104	3.7	61	150	2
2003-04	5.7	29	164	54-185	29.2	34-39	87.2	22-97	22.7	45	1.6	32	61	1
2002-03	6.0	28	167	61-164	37.2	17-20	85.0	28-88	31.8	32	1.1	12	60	1
CAREER	7.2	112	812	280-811	34.5	139-169	82.2	113-398	28.4	255	2.3	143	331	7

Molden, JoeDonna - Edison, Georgia

Year	PPG	GM	PTS	FG	FG%	FT	FT%	3PT	3P%	REB	RPG	STL	AST	BL
2006-07	0.0	1	0	0-0	.000	0-0	00.0	0-0	00.0	0	0.0	0	1	0
CAREER	0.0	1	0	0-0	.000	0-0	00.0	0-0	00.0	0	0.0	0	1	0

Morka, Malgorzata - Poznan, Poland

Year	PPG	GM	PTS	FG	FG%	FT	FT%	3PT	3P%	REB	RPG	STL	AST	BL
2004-05	9.8	30	294	97-257	37.7	33-41	80.5	67-177	37.9	104	3.5	27	60	12
2003-04	7.8	29	225	75-192	39.1	24-28	85.7	51-128	39.8	85	2.9	27	42	9
2002-03	10.4	29	302	108-262	41.2	43-60	71.7	43-109	39.4	85	2.9	27	42	9
2001-02	13.7	27	370	133-316	42.1	47-64	73.4	57-164	34.8	85	3.1	29	91	11
CAREER	10.3	115	1191	413-1027	40.2	147-193	76.2	218-578	37.7	350	3.0	97	234	48

Moses, Regina - Decatur, Georgia

Year	PPG	GM	PTS	FG	FG%	FT	FT%	3PT	3P%	REB	RPG	STL	AST	BL
1983-84	3.2	13	41	18-41	43.9	5-11	45.5	--	--	27	2.0	13	9	0
CAREER	3.2	13	41	18-41	43.9	5-11	45.5	--	--	27	2.0	13	9	0

Ndoye, Fatou - Rufisque, Senegal

Year	PPG	GM	PTS	FG	FG%	FT	FT%	3PT	3P%	REB	RPG	STL	AST	BL
1999-00	6.7	30	201	76-177	42.9	49-79	62.0	0-0	00.0	105	3.5	32	30	9
1998-99	7.1	31	220	89-199	44.7	42-67	62.7	0-0	00.0	132	4.3	30	38	6
CAREER	6.9	61	421	165-376	43.9	91-146	62.3	0-0	00.0	237	3.9	62	68	15

Nichols, Kim - Lilburn, Georgia

Year	PPG	GM	PTS	FG	FG%	FT	FT%	3PT	3P%	REB	RPG	STL	AST	BL
1988-89	2.7	18	47	18-42	42.9	11-14	78.6	0-1	00.0	24	1.3	5	9	1
1987-88	3.0	31	94	41-99	41.4	12-27	44.4	0-0	00.0	58	1.9	15	14	2
CAREER	2.9	49	141	59-141	41.8	23-37	62.2	0-1	00.0	82	1.7	20	23	3

Nixon, Montinique - Virginia Beach, Virginia

Year	PPG	GM	PTS	FG	FG%	FT	FT%	3PT	3P%	REB	RPG	STL	AST	BL
2006-07	3.7	29	106	47-107	43.9	12-34	35.3	0-0	00.0	143	4.9	21	7	29
CAREER	3.7	29	106	47-107	43.9	12-34	35.3	0-0	00.0	143	4.9	21	7	29

O'Brien, Maria - Marietta, Georgia

Year	PPG	GM	PTS	FG	FG%	FT	FT%	3PT	3P%	REB	RPG	STL	AST	BL
1985-86	3.1	15	46	19-49	38.8	8-15	53.3	--	--	33	2.2	16	10	0
1984-85	6.2	29	179	76-206	36.9	27-45	60.0	--	--	134	4.6	52	31	0
1983-84	4.2	27	114	46-141	32.6	22-34	64.7	--	--	136	5.0	44	42	0
1982-83	1.9	20	38	17-55	30.9	4-7	57.1	--	--	62	3.1	5	7	0
CAREER	4.1	91	377	158-451	35.0	61-101	60.4	--	--	365	4.0	117	90	0

Osada, Jill - Marietta, Georgia

Year	PPG	GM	PTS	FG	FG%	FT	FT%	3PT	3P%	REB	RPG	STL	AST	BL
1985-86	3.7	28	104	45-113	39.8	14-33	42.4	--	--	109	3.8	19	1	2
1984-85	3.0	29	87	37-95	38.9	13-32	40.6	--	--	91	3.1	11	7	7
1983-84	1.5	27	42	11-42	26.2	20-39	51.3	--	--	53	2.1	5	4	3
CAREER	2.8	84	233	93-250	37.2	47-104	45.2	--	--	253	3.0	35	12	12

Penrod, Angie - Marietta, Georgia

Year	PPG	GM	PTS	FG	FG%	FT	FT%	3PT	3P%	REB	RPG	STL	AST	BLK
1985-86	13.8	12	166	71-136	52.2	24-43	55.8	--	--	87	7.3	21	3	25
CAREER	13.8	12	166	71-136	52.2	24-43	55.8	--	--	87	7.3	21	3	25

Ridings, Beverly - Woodstock, Georgia

Year	PPG	GM	PTS	FG	FG%	FT	FT%	3PT	3P%	REB	RPG	STL	AST	BL
1984-85	6.2	29	180	60-176	34.1	60-78	76.9	--	--	71	24	40	51	5
CAREER	6.2	29	180	60-176	34.1	60-78	76.9	--	--	71	24	40	51	5

Roberts, Sandra - Norcross, Georgia

Year	PPG	GM	PTS	FG	FG%	FT	FT%	3PT	3P%	REB	RPG	STL	AST	BL
1984-85	8.3	29	241	115-304	37.8	11-19	57.9	--	--	93	3.2	41	56	9
1985-86	14.0	27	379	169-404	41.8	41-57	71.9	--	--	85	3.1	55	75	22
CAREER	11.1	56	620	284-708	40.1	52-76	68.4	--	--	178	3.2	96	131	31

Robinson, Jade - Orangeburg, South Carolina

Year	PPG	GM	PTS	FG	FG%	FT	FT%	3PT	3P%	REB	RPG	STL	AST	BL
2004-07	8.8	29	255	74-235	31.5	62-80	77.5	45-142	31.7	105	3.6	43	78	8
2005-06	1.0	24	24	7-50	14.0	10-19	52.6	0-13	0.0	0.0	1.3	14	12	3
2006-05	0.8	17	14	5-20	25.0	2-4	50.0	2-10	20.0	9	0.5	4	6	2
CAREER	4.2	70	293	86-305	28.2	74-103	71.8	47-165	28.5	144	2.1	61	96	13

Russell, Janice - Smyrna, Georgia

Year	PPG	GM	PTS	FG	FG%	FT	FT%	3PT	3P%	REB	RPG	STL	AST	BL
1983-84	3.2	12	38	18-48	37.5	2-13	15.4	--	--	26	2.2	6	9	2
1984-85	6.6	22	146	62-167	37.1	22-39	56.4	--	--	86	3.9	23	24	3
CAREER	5.4	34	184	80-215	37.2	24-52	46.2	--	--	112	3.3	29	33	5

Sanders, Sharmia - Macon, Georgia

Year	PPG	GM	PTS	FG	FG%	FT	FT%	3PT	3P%	REB	RPG	STL	AST	BL
2000-01	4.8	24	116	39-104	37.5	35-61	57.4	3-17	17.6	126	5.3	54	73	0
CAREER	4.8	24	116	39-104	37.5	35-61	57.4	3-17	17.6	126	5.3	54	73	0

Searce, Stephanie - Blue Ridge, Georgia

Year	PPG	GM	PTS	FG	FG%	FT	FT%	3PT	3P%	REB	RPG	STL	AST	BL
2005-07	10.6	29	308	107-247	43.3	94-123	76.4	0-5	0.0	192	6.6	29	28	4
2006-06	Redshirted Season With Knee Injury													
2007-05	9.0	30	270	98-226	43.4	73-106	68.9	1-9	11.1	181	6.0	18	21	10
CAREER	9.8	59	578	205-473	43.3	167-229	72.9	1-14	7.1	373	6.3	47	49	14

Scott, Michelle - Marietta, Georgia

Year	PPG	GM	PTS	FG	FG%	FT	FT%	3PT	3P%	REB	RPG	STL	AST	BL
1982-83	4.5	4	18	8-21	38.1	2-9	22.2	--	--	9	2.2	2	7	0
CAREER	4.5	4	18	8-21	38.1	2-9	22.2	--	--	9	2.2	2	7	0

Shaw, Robin - Norcross, Georgia

Year	PPG	GM	PTS	FG	FG%	FT	FT%	3PT	3P%	REB	RPG	STL	AST	BL
1985-87	10.6	28	297	131-285	46.0	35-55	63.6	--	--	63	2.3	59	109	5
1986-86	12.0	28	337	140-291	48.1	57-84	67.9	--	--	42	1.5	69	77	2
1984-85	11.4	15	171	76-181	42.0	19-28	67.9	--	--	27	1.7	38	55	1
CAREER	11.3	71	805	347-757	45.8	111-167	66.5	--	--	132	1.8	166	241	8

Shirley, Suzan - Guntersville, Alabama

Year	PPG	GM	PTS	FG	FG%	FT	FT%	3PT	3P%	REB	RPG	STL	AST	BL
1984-85	11.1	27	299	100-290	34.5	44-57	77.2	55-161	34.2	80	3.0	45	77	0
CAREER	11.1	27	299	100-290	34.5	44-57	77.2	55-161	34.2	80	3.0	45	77	0

Smith, Leslie - Tuscumbia, Alabama

Year	PPG	GM	PTS	FG	FG%	FT	FT%	3PT	3P%	REB	RPG	STL	AST	BL
2004-05	8.4	30	193	70-152	46.1	53-78	67.9	0-0	0.0	172	5.7	21	22	4
2003-04	2.9	27	79	34-75	45.3	11-25	44.0	0-1	0.0	67	2.5	9	3	0
CAREER	4.8	57	272	104-227	45.8	64-103	62.1	0-1	0.0	239	4.2	30	25	4

Smith, Mandy - Gainesville, Georgia

Year	PPG	GM	PTS	FG	FG%	FT	FT%	3PT	3P%	REB	RPG	STL	AST	BL
1993-94	4.4	8	35	11-28	39.3	8-12	66.7	5-17	29.4	18	2.3	5	12	1
1992-93	2.5	29	72	19-58	32.8	21-30	70.0	13-29	44.8	38	1.3	14	21	2
CAREER	2.9	37	107	30-86	34.9	29-42	69.0	18-46	39.1	56	1.5	19	33	3

Smith, Vandi - Snellville, Georgia

Year	PPG	GM	PTS	FG	FG%	FT	FT%	3PT	3P%	REB	RPG	STL	AST	BL
1995-96	5.9	28	165	60-166	36.1	45-76	59.2	--	--	137	4.9	35	22	0
1994-95	10.8	29	312	123-284	43.3	66-115	57.4	--	--	251	8.7	38	16	3
1993-94	6.0	23	137	46-117	39.3	45-79	57.0	--	--	124	5.4	27	29	1
CAREER	7.7	80	614	229-567	40.4	156-270	57.8	--	--	512	6.4	100	67	4

Solomon, Tara - Woodbury, Tennessee

Year	PPG	GM	PTS	FG	FG%	FT	FT%	3PT	3P%	REB	RPG	STL	AST	BL
1993-94	12.3	25	307	119-270	44.1	38-48	79.2	31-90	34.4	116	4.6	45	131	2
1992-93	13.6	30	408	160-359	44.6	48-67	71.6	40-118	33.9	119	4.0	48	87	9
CAREER	13.0	55	715	279-629	44.4	86-115	74.5	71-208	34.1	235	4.3	93	218	11

Awards and Honors 1994, NAIA Division I All-Southeast Region Independent Team; 1993 NAIA All-District.

Southern, Tabby - Ellijay, Georgia

Year	PPG	GM	PTS	FG	FG%	FT	FT%	3PT	3P%	REB	RPG	STL	AST	BL
1989-90	1.6	10	16	8-17	47.1	0-2	0.0	0-0	0.0	14	1.4	2	16	0
CAREER	1.6	10	16	8-17	47.1	0-2	0.0	0-0	0.0	14	1.4	2	16	0

Stanioch, Justyna - Wroclaw, Poland

Year	PPG	GM	PTS	FG	FG%	FT	FT%	3PT	3P%	REB	RPG	STL	AST	BL
1998-99	16.5	30	494	203-357	56.9	88-151	58.3	0-0	0.0	197	6.6	62	64	25
1997-98	15.4	22	339	141-268	52.6	57-103	55.3	0-1	0.0	141	6.4	45	49	24
1996-97	24.6	5	123	53-82	64.6	17-35	48.6	0-0	0.0	60	12.0	17	7	1
CAREER	16.8	57	956	397-707	56.2	162-289	56.1	0-1	0.0	398	7.0	124	120	50

Awards and Honors 1999, Women's Division II Bulletin Honorable Mention All-American; 1999, First Team All-Peach Belt Conference; 1996, Peach Belt Conference Player of the Week (December 1).

Stanioch, Magda - Wroclaw, Poland

Year	PPG	GM	PTS	FG	FG%	FT	FT%	3PT	3P%	REB	RPG	STL	AST	BL
1997-98	4.4	27	120	52-108	48.1	16-25	64.0	0-0	0.0	78	2.9	15	11	22
CAREER	4.4	27	120	52-108	48.1	16-25	64.0	0-0	0.0	78	2.9	15	11	22

Stephens, Kelly - Demorest, Georgia

Year	PPG	GM	PTS	FG	FG%	FT	FT%	3PT	3P%	REB	RPG	STL	AST	BL
1987-88	3.2	24	68	26-51	51.0	16-31	51.6	0-0	0.0	54	2.6	5	3	0
1986-87	5.8	27	157	67-124	54.0	23-49	46.9	--	--	91	3.4	16	9	1
CAREER	4.4	51	225	93-175	53.1	39-80	48.8	0-0	0.0	145	2.8	21	12	1

Stevenson, Donna - Marietta, Georgia

Year	PPG	GM	PTS	FG	FG%	FT	FT%	3PT	3P%	REB	RPG	STL	AST	BL
1985-86	3.9	26	175	76-164	46.3	23-52	44.2	--	--	115	4.4	34	26	4
1984-85	14.3	29	414	172-404	42.6	70-114	61.4	--	--	150	5.2	49	47	9
1984-83	13.3	12	160	70-137	51.1	20-34	58.8	--	--	108	9.0	19	37	3
CAREER	11.2	67	749	318-705	45.1	113-200	56.5	--	--	373	5.6	102	110	16

Sturdivant, Jeanne - Marietta, Georgia

Year	PPG	GM	PTS	FG	FG%	FT	FT%	3PT	3P%	REB	RPG	STL	AST	BL
1982-83	1.8	23	42	17-51	33.3	8-22	36.4	--	--	63	2.7	10	8	9
CAREER	1.8	23	42	17-51	33.3	8-22	36.4	--	--	63	2.7	10	8	9

Sullivan, Amy - Carrollton, Georgia

Year	PPG	GM	PTS	FG	FG%	FT	FT%	3PT	3P%	REB	RPG	STL	AST	BL
1993-94	3.9	7	27	6-13	46.2	15-19	78.9	0-0	0.0	14	2.0	6	22	0
1992-93	3.8	29	110	22-80	27.5	62-77	80.5	4-13	30.8	50	1.7	41	82	3
CAREER	3.8	36	137	28-93	30.1	77-96	80.2	4-13	30.8	64	1.8	47	104	3

Sutter, Lisa - Dallas, Georgia

Year	PPG	GM	PTS	FG	FG%	FT	FT%	3PT	3P%	REB	RPG	STL	AST	BL
2003-04	0.7	10	7	3-15	20.0	0-0	0.0	1-7	14.3	4	0.4	1	1	0
CAREER	0.7	10	7	3-15	20.0	0-0	0.0	1-7	14.3	4	0.4	1	1	0

Swindell, Sherry - Lilburn, Georgia

Year	PPG	GM	PTS	FG	FG%	FT	FT%	3PT	3P%	REB	RPG	STL	AST	B
1991-92	9.5	31	295	116-253	45.8	11-18	61.1	52-105	49.5	68	2.2	31	60	0
1990-91	8.9	31	275	106-229	46.3	23-38	60.5	52	105	49.5	58	1.9	40-44	0
1989-90	12.1	29	350	138-290	47.6	30-41	73.2	44-82	53.7	75	2.8	30	54	1
CAREER	10.1	91	920	360-772	46.7	64-97	66.0	148-292	50.7	201	2.2	101	158	1

All-Time Players

Thrasher, Terri - xx, xx

Year	PPG	GM	PTS	FG	FG%	FT	FT%	3PT	3P%	REB	RPG	STL	AST	BL
1994-95	0.0	3	0	0-0	0.0	0-0	0.0	0-0	0.0	0	0.0	1	0	0
CAREER	0.0	3	0	0-0	0.0	0-0	0.0	0-0	0.0	0	0.0	1	0	0

Thornton, Dion - Jackson, Tennessee

Year	PPG	GM	PTS	FG	FG%	FT	FT%	3PT	3P%	REB	RPG	STL	AST	BL
1998-99	15.7	32	503	197-348	56.6	109-161	67.7	0-0	0.0	274	8.6	46	42	40
1997-98	15.1	28	423	173-302	57.3	77-131	58.8	0-0	0.0	261	9.3	34	41	29
CAREER	15.4	60	926	370-650	56.9	186-292	63.7	0-0	0.0	535	8.9	80	83	69

Awards and Honors 1999, First Team All-Peach Belt Conference; 1999, Peach Belt Conference Player of the Week (January 25); 1998, Women's Division II Bulletin Honorable Mention All-American; 1998 First Team All-Peach Belt Conference; 1998, Peach Belt Conference Player of the Week (January 5, January 26).

Touchstone, Angie - Adairsville, Georgia

Year	PPG	GM	PTS	FG	FG%	FT	FT%	3PT	3P%	REB	RPG	STL	AST	BL
1982-83	1.8	15	27	13-40	32.5	1-3	33.3	--	--	9	0.6	2	5	0
CAREER	1.8	15	27	13-40	32.5	1-3	33.3	--	--	9	0.6	2	5	0

Trammell, Jenny - Acworth, Georgia

Year	PPG	GM	PTS	FG	FG%	FT	FT%	3PT	3P%	REB	RPG	STL	AST	BL
1991-92	3.6	31	112	47-101	46.5	17-28	60.7	1-2	50.0	110	3.5	55	73	2
1990-91	3.6	30	107	40-90	44.4	27-39	69.2	1-2	50.0	89	3.0	52	72	0
1989-90	9.1	29	265	99-203	48.8	67-101	66.3	0-1	0.0	166	6.4	108	133	2
1988-89	3.4	28	96	34-79	43.0	28-38	73.7	0-0	0.0	66	2.4	36	32	1
CAREER	4.9	118	580	229-473	46.5	139-206	67.5	2-5	40.0	431	3.7	251	310	5

Tripp, Tammy - Dawson, Georgia

Year	PPG	GM	PTS	FG	FG%	FT	FT%	3PT	3P%	REB	RPG	STL	AST	BL
1988-89	2.7	9	24	7-21	33.3	10-13	76.9	0-0	0.0	9	1.0	7	6	2
CAREER	2.7	9	24	7-21	33.3	10-13	76.9	0-0	0.0	9	1.0	7	6	2

Trundle, Conny - Ringgold, Georgia

Year	PPG	GM	PTS	FG	FG%	FT	FT%	3PT	3P%	REB	RPG	STL	AST	BL
1990-91	9.8	31	305	116-225	51.6	73-117	62.4	0-0	0.0	150	4.8	17	19	0
1989-90	14.2	27	384	143-278	51.4	100-148	67.6	0-0	0.0	161	6.7	22	30	3
1988-89	8.1	28	227	90-176	51.1	47-78	60.3	0-0	0.0	100	3.6	13	13	3
CAREER	10.7	86	916	349-679	51.4	210-343	61.2	0-0	0.0	411	4.8	52	62	6

Turner, Jenifer - Morrow, Georgia

Year	PPG	GM	PTS	FG	FG%	FT	FT%	3PT	3P%	REB	RPG	STL	AST	BL
1985-86	3.4	25	86	30-82	36.6	26-41	63.4	--	--	47	1.9	19	15	1
1984-85	7.8	29	226	91-218	41.7	44-71	62.0	--	--	115	3.9	48	13	1
1983-84	8.4	27	227	94-218	43.1	39-49	79.6	--	--	93	3.4	30	38	3
CAREER	6.7	81	539	215-518	41.6	109-161	67.7	--	--	255	3.1	97	66	5

Usaita, Kristina - Klaipeda, Lithuania

Year	PPG	GM	PTS	FG	FG%	FT	FT%	3PT	3P%	REB	RPG	STL	AST	BL
2003-04	13.3	29	387	107-254	42.1	171-230	74.3	2-4	50.0	212	7.3	46	64	43
2002-03	7.6	29	221	69-186	37.1	83-124	66.9	0-4	0.0	175	6.0	40	49	24
CAREER	10.5	58	608	176-440	40.0	254-354	71.2	2-8	25.0	387	6.7	86	113	67

Varnum, Abriele - Commerce, Georgia

Year	PPG	GM	PTS	FG	FG%	FT	FT%	3PT	3P%	REB	RPG	STL	AST	BL
2001-02	1.0	3	3	1-2	50.0	1-2	50.0	0-1	0.0	0	0.0	0	1	0
2000-01	2.1	11	23	7-18	38.9	3-6	50.0	6-12	50.0	7	0.6	2	3	0
CAREER	1.9	14	26	8-20	40.0	4-8	50.0	6-13	46.2	7	0.5	2	4	0

Walden, Brittany - Blue Ridge, Georgia

Year	PPG	GM	PTS	FG	FG%	FT	FT%	3PT	3P%	REB	RPG	STL	AST	BL
2003-04	0.7	10	7	2-13	15.4	2-6	33.3	1-9	11.1	4	0.4	0	3	0
CAREER	0.7	10	7	2-13	15.4	2-6	33.3	1-9	11.1	4	0.4	0	3	0

Waldrip, Gina - Gainesville, Georgia

Year	PPG	GM	PTS	FG	FG%	FT	FT%	3PT	3P%	REB	RPG	STL	AST	BL
1989-90	6.1	29	177	62-154	40.3	47-82	57.3	3-8	37.5	108	3.8	81	220	3
1988-89	4.8	27	130	46-104	44.2	38-50	76.0	0-0	0.0	68	1.9	41	68	0
1987-88	6.0	32	193	69-158	43.7	52-75	69.3	3-4	75.0	53	1.7	44	43	0
1986-87	5.9	28	164	66-146	45.2	32-51	62.7	--	--	73	2.6	56	59	4
CAREER	5.7	116	664	243-562	43.2	169-258	65.5	6-12	50.0	302	2.6	222	390	7

Watts, Kim - Cave Springs, Georgia

Year	PPG	GM	PTS	FG	FG%	FT	FT%	3PT	3P%	REB	RPG	STL	AST	BL
1995-96	11.5	28	324	121-263	46.0	80-120	66.7	0-0	0.0	263	9.4	48	56	11
1994-95	5.8	25	144	59-131	45.0	26-51	51.0	0-0	0.0	117	4.7	20	16	2
1993-94	10.3	29	299	123-262	46.9	53-96	55.2	0-1	0.0	217	7.5	37	18	1
1992-93	10.0	30	299	124-238	52.1	51-70	72.9	0-0	0.0	203	6.8	31	39	14
CAREER	9.5	112	1066	427-894	47.8	210-337	62.3	0-1	0.0	800	7.1	136	129	28

Awards and Honors 1996, Peach Belt Conference All-Tournament Team; 1993, NAIA District 25 All-Freshman Team.

Webb, Lorena - Ocala, Florida

Year	PPG	GM	PTS	FG	FG%	FT	FT%	3PT	3P%	REB	RPG	STL	AST	BL
1998-99	3.8	16	61	23-50	46.0	15-26	57.7	0-0	0.0	39	2.4	2	8	2
CAREER	3.8	16	61	23-50	46.0	15-26	57.7	0-0	0.0	39	2.4	2	8	2

West, Larvisha - Statenville, Georgia

Year	PPG	GM	PTS	FG	FG%	FT	FT%	3PT	3P%	REB	RPG	STL	AST	BL
2003-04	8.9	28	250	90-219	41.1	19-23	82.6	51-133	38.3	128	4.6	45	64	4
CAREER	8.9	28	250	90-219	41.1	19-23	82.6	51-133	38.3	128	4.6	45	64	4

Williamson, Kelly - North Springs, Georgia

Year	PPG	GM	PTS	FG	FG%	FT	FT%	3PT	3P%	REB	RPG	STL	AST	BL
1984-85	1.0	27	29	12-31	38.7	5-17	29.4	--	--	19	0.7	26	17	1
1983-84	0.8	6	5	1-3	33.3	1-2	50.0	--	--	2	0.3	0	3	12
CAREER	1.0	33	34	13-34	38.2	6-19	31.6	--	--	21	0.6	26	20	13

Willingham, April - Forsyth, Georgia

Year	PPG	GM	PTS	FG	FG%	FT	FT%	3PT	3P%	REB	RPG	STL	AST	BL
1992-93	2.5	30	76	28-75	37.3	19-28	67.9	1-4	25.0	32	1.1	22	67	0
1991-92	1.9	18	35	10-32	31.3	15-19	78.9	0-1	0.0	15	0.8	4	17	0
1990-91	2.6	19	55	16-39	41.0	23-32	71.9	0-1	0.0	18	0.9	7	31	0
1989-90	2.2	29	64	19-49	38.8	25-37	67.6	1-2	50.0	26	0.9	20	55	3
CAREER	2.4	96	230	73-195	37.4	82-116	70.7	2-8	25.0	91	1.0	53	170	3

Willis, Sharon - Marietta, Georgia

Year	PPG	GM	PTS	FG	FG%	FT	FT%	3PT	3P%	REB	RPG	STL	AST	BL
1982-83	10.3	23	238	101-226	44.7	39-63	57.1	--	--	164	7.1	34	21	7
CAREER	10.3	23	238	101-226	44.7	39-63	57.1	--	--	164	7.1	34	21	7

Willis, Sheila - Marietta, Georgia

Year	PPG	GM	PTS	FG	FG%	FT	FT%	3PT	3P%	REB	RPG	STL	AST	BL
1982-83	13.0	23	299	130-284	45.8	39-58	67.2	--	--	186	8.1	31	20	5
CAREER	13.0	23	299	130-284	45.8	39-58	67.2	--	--	186	8.1	31	20	5

Worthy, Chason - Dallas, Georgia

Year	PPG	GM	PTS	FG	FG%	FT	FT%	3PT	3P%	REB	RPG	STL	AST	BL
1995-96	0.5	11	5	1-6	16.7	3-7	42.9	0-0	0.0	10	0.9	2	5	0
CAREER	0.5	11	5	1-6	16.7	3-7	42.9	0-0	0.0	10	0.9	2	5	0

Wright, Shelly - Douglasville, Georgia

Year	PPG	GM	PTS	FG	FG%	FT	FT%	3PT	3P%	REB	RPG	STL	AST	BL
1995-96	3.2	26	82	30-75	40.0	22-40	55.0	0-0	0.0	71	2.7	9	11	2
CAREER	3.2	26	82	30-75	40.0	22-40	55.0	0-0	0.0	71	2.7	9	11	2

Wyatt, Jocelyn - Lilburn, Georgia

Year	PPG	GM	PTS	FG	FG%	FT	FT%	3PT	3P%	REB	RPG	STL	AST	BL
2000-01	7.7	27	209	82-179	45.8	45-63	71.4	0-0	0.0	156	5.8	38	46	6
CAREER	7.7	27	209	82-179	45.8	45-63	71.4	0-0	0.0	156	5.8	38	46	6

Yarborough, Rhonda - Lithia Springs, Georgia

Year	PPG	GM	PTS	FG	FG%	FT	FT%	3PT	3P%	REB	RPG	STL	AST	B
1986-87	1.8	12	21	6-37	16.2	9-12	75.0	--	--	23	1.9	3	7	0
1985-86	0.7	11	8	2-9	22.2	4-7	57.1	--	--	12	1.1	2	2	1

Kennesaw State

Kennesaw State University is a comprehensive, residential institution with a growing student population. The third-largest university in the state of Georgia, Kennesaw State surpassed the 20,000 mark for students currently enrolled in the fall of 2007.

Kennesaw State offers more than 60 graduate and undergraduate degrees, including a brand new Doctorate of Education in Leadership.

Kennesaw State University is committed to promoting the success of students. In the classrooms and laboratories, Kennesaw State students come into contact with dedicated faculty who are superb teachers and excellent researchers.

In state-of-the-art campus housing, students become part of KSU's living-learning communities.

For life enrichment, a myriad of student organizations and activities are offered on campus.

More than 100 clubs, organizations and athletic activities keep the campus alive with excitement and activity.

KSU's faculty, staff, students and alumni reach outside campus boundaries to enhance the quality of life in Northwest Georgia and beyond.

KENNESAW HALL



Atlanta



Atlanta is one of the most vibrant and exciting cities in the United States. The home base for 15 Fortune 500 companies, the metropolitan Atlanta area ranks in the top 10 in the nation for both size and economic growth.

The birthplace of Dr. Martin Luther King, Jr., and the civil rights movement, Atlanta has the reputation of a "city too busy to hate." The city returned to the international landscape in when it hosted the Summer Olympics in 1996.

Atlanta is home of cable media giant Turner Broadcasting System. Channels under the Turner umbrella that are based in Atlanta include CNN, TNT, Cartoon Network, Court TV, and TBS. Other national and regional stations in Atlanta include The Weather Channel, Fox Sports Net South, SportSouth, and Comcast Sports Southeast.

All of the major American professional sports leagues have teams or events in Atlanta. The Braves (MLB), Thrashers (NHL), Falcons (NFL), and Hawks (NBA) are the city's representatives in each of the four major professional leagues. In addition, the PGA Tour hosts two events in the Atlanta area this year, with The Tour Championship taking place yearly at East Lake Golf Club. Two NASCAR Nextel Cup races are held each year at Atlanta Motor Speedway on the southside of Atlanta.




KSU Athletics


Kennesaw State launched its intercollegiate athletics program in the fall of 1982 as a member of the National Association of Intercollegiate Athletics (NAIA). In the period from 1994 to 2005, Kennesaw State competed at the NCAA Division II level. After starting with the program with women's basketball and men's and women's cross country as its only sports, the KSU program has grown to sponsor 15 intercollegiate sports in softball, basketball, cross country, golf, tennis, volleyball, soccer, indoor track, track and field, and baseball.

As the program has added sports, the program has also started to seek out new goals and expectations. The Owls began competing in NCAA Division I in 2005. At the same time, the Owls joined the Atlantic Sun Conference. In just over 20 years, Kennesaw State has blossomed into one of the top collegiate programs in the country, producing six team national championships at the Division I level, and three conference championships.

That success can only be attributed to outstanding athletes and coaches. Among them is Scott Whitlock, the winningest coach in NCAA softball, an inductee into the National Fastpitch Coaches Association Hall of Fame and the coach who led the Owls to softball national championships in 1995 and 1996; Tony Ingle, who led the men's basketball team to the 2004 NCAA Division II National Championship title; Mike Sansing, who led the team to a national championship in 1996; and Rob King who guided the Owls to the 2003 women's soccer national crown.



Championships



Winning in contagious at Kennesaw State. With a reputation as a championship-caliber school in NAIA and NCAA Division II levels, the owls have already started to make their mark in the Atlantic Sun Conference by winning team and individual titles.

Beginning with NAIA men's golf medalist John Hough in the mid-1980s and continuing into the 21st century, the Owls have brought home more than 10 national championships in seven sports establishing a solid reputation for success.

In 2005-06, after moving into the Atlantic Sun Conference, Kennesaw State captured its most recent conference championship - the A-Sun Women's Cross Country title. In addition, women's soccer and softball have both won regular season championships in their short time in the A-Sun.

In total, the Owls have won more than 100 championships, including 27 NCAA Division II regional crowns.

National Champions

Baseball: 1996 (NCAA Division II), 1994 (NAIA)

Men's Basketball: 2004 (NCAA Division II)

Men's Golf: John Hough - 1986 (NAIA)

Softball: 1996 (NCAA Division II), 1995 (NCAA Division II)


Women's Cross Country: Marjo Venalainen - 2000, 1999 (NCAA Division II)

Women's Soccer: 2003 (NCAA Division II)

Women's Track: Marjo Venalainen - 1500m (NCAA Division II) 3000m (NCAA Division II)



Academics



On the academic side, Kennesaw State offers more than 60 graduate and undergraduate degree programs in the arts, humanities, social sciences, mathematics, natural sciences, accounting, business fields, teacher education, computing and information systems and nursing. In addition, the university now offers a new Doctorate of Education in Leadership degree program.

KSU is fully accredited by the Southern Association of Colleges and Schools with the Commission on Colleges endorsement.

Kennesaw State's seven colleges:

- * - College of the Arts
- * - Michael J. Coles College of Business
- * - Bagwell College of Education
- * - WellStar College of Health and Human Services
- * - College of Humanities and Social Services
- * - College of Science and Mathematics
- * - University College



Student-Athlete Support Services



Athletics enhances the academic experience of student-athletes. That is a belief that guides Kennesaw State Athletics. The playing field is a microcosm of life experiences. The young men and women who represent KSU on the playing field have been just as successful in the classroom. Since moving to the highest level of collegiate competition (Division I), the department has also moved to improve the academic support it gives the student-athlete. Recently the department created the Student-Athlete Success Center (SACS).

This new unit is charged with improving the academic performance of student-athletes. The SACS will be housed in the University's Student Counseling Center, and will be staffed by dedicated academicians. Their efforts will include academic and career counseling, establishing and monitoring study hall, and participation in the certification of student-athletes for practice and competition. In addition, the coordinator of the center will act as liaison between the athletic program and the academic side of campus.

The SACS will ensure the continued success of KSU student-athletes by providing one-on-one counseling to students who are in truth ambassadors of the University. The counselors will work closely with student-athletes, coaches, and instructors to not only keep track of athletic eligibility, but to also help guide those Division I athletes to their ultimate goal of graduation.

The CHAMPS program strives to help student-athletes develop critical life skills that can be used beyond their athletic and academic careers. The program contains five commitments: academics, athletics, career development, personal development, and community service. The goal of this program is that student-athletes will graduate and enter a chosen profession with a higher level of vision, maturity, motivation, and overall success.

Academics - To support the academic progress of the student-athletes toward intellectual development and graduation through the use of a fully funded academic center, which provides academic counseling, tutoring, writing consulting, and special needs assistance.

Athletics - To ensure the development of athletic programs that are broad-based, equitable, and dedicated to the well-being of student-athletes. A wide range of top-notch facilities allows world-class athletes the opportunity to develop their talents.

Career Development - To encourage student-athletes to develop and pursue career and life goals through a wide range of career workshops, seminars, and career counseling. The annual student-athlete resume book offers senior student-athletes exposure to high profile companies, while the student-athlete career fair gives student-athletes individualized time with key decision makers.

Personal Development - To support the development of a well-balanced lifestyle for student-athletes, encouraging emotional well-being, personal growth, and decision-making skills. Multiple seminars are offered every year on topics such as stress management, alcohol abuse, nutrition, and mental toughness. Leadership opportunities are also offered through the Student-Athlete Advisory Committee.

Community Service - To engage student-athletes in service with their campus and community by introducing them to the benefits of investing in other people's lives. Through consistent community outreach, student-athletes are hopefully instilled with a life-long spirit of giving.

Student Life



Campus life is an important part of a Kennesaw State University education. While experiencing intellectual growth and preparing for a career are primary goals of a college education, your experience and development as a person are no less important. At Kennesaw State, the classroom is not the only place for learning. Life at KSU is full of educational non-classroom experiences that are a vital part of any student's college years. KSU provides many avenues for positive experiences and personal enrichment:

More than 100 Student Groups, Clubs, and Organizations

Intramural Sports and Recreation

Student government

Fraternities and Sororities

Student Media

On-Campus Housing

There are currently three on-campus apartment communities:


University Village

University Place

KSU Place

All first-year residential students live in University Village and participate in a CLASS Learning Community, where they share three common classes with other residential freshmen.

Facilities



Kennesaw State University has made a commitment to offer state-of-the-art facilities in which student-athletes can study, train and compete in the Atlantic Sun Conference and for NCAA championships. KSU's development team, as well as the new Athletic Association are conducting a feasibility study for a capital campaign that will lead to the addition of excellent facilities for student-athletes in the next two years.

Two new venues have been built in the last three years: the \$14 million Convocation Center and the \$5 million Bobbie Bailey Baseball and Softball Athletic Complex. Future plans include a new soccer/baseball complex.

New Facilities and Improvements: KSU Convocation Center (2005) and the Bobbie Bailey Athletic Center (2003)

Active Projects: Renovated Volleyball Locker Room; Office Suite for Basketball Programs; Soccer Locker Room Renovation; Baseball/softball indoor batting and pitching facility.

Planned Projects: Soccer/baseball complex; Field House with \$200 Million Indoor Track Facility; Training Facility to Support Basketball and Cheer Programs; Tennis Center to Support Both the Men's and Women's Programs

2007-08 Atlantic Sun Conference Composite Schedule

Thursday, November 1	
Lincoln Memorial at Belmont (EXH)	7:00pm
Friday, November 2	
St. Leo at Jacksonville (EXH)	5:00pm
Saturday, November 3	
Harding at Lipscomb (EXH)	4:00pm
Georgia College at Mercer (EXH)	7:00pm
Flagler at Stetson (EXH)	7:00pm
Sunday, November 4	
Wingate at ETSU (EXH)	2:00pm
Tampa at Jacksonville (EXH)	2:00pm
Monday, November 5	
Alabama-Huntsville at Lipscomb (EXH)	6:00pm
Tuesday, November 6	
Oglethorpe at Kennesaw State (EXH)	5:00pm
Wednesday, November 7	
Flagler at UNF (EXH)	7:00pm
Friday, November 9	
3 Campbell vs William & Mary	5:00pm
Lipscomb at Tennessee-Martin	5:30pm CT
North Carolina A&T at Stetson	6:00pm
Georgia Southern at Jacksonville	7:00pm
Jacksonville State at Kennesaw State	7:00pm
South Carolina State at Mercer	7:00pm
6 ETSU at Western Kentucky	7:00pm
Belmont at Texas A&M-Corpus Christi	7:00pm CT
Florida State at Florida Gulf Coast	7:30pm
Saturday, November 10	
3 Campbell vs Elon	7:00pm
Montreat at Gardner-Webb	7:00pm
USC Upstate at Kentucky	7:00pm
Sunday, November 11	
Richmond at Kennesaw State	2:00pm
Louisiana-Lafayette at Mercer	2:00pm
UNF at Florida State	2:00pm
Belmont at Texas-San Antonio	2:00pm CT
Lipscomb at Arkansas	2:00pm CT
Georgia Southern at Stetson	3:00pm
Tuesday, November 13	
Mercer at Florida A&M	5:30pm
Georgetown at Gardner-Webb	6:00pm
USC Upstate at Wake Forest	7:00pm
Jacksonville at Miami	7:00pm
Fisk at Lipscomb	TBA
Wednesday, November 14	
UNC Wilmington at Campbell	7:00pm
Bethune-Cookman at Stetson	7:00pm
Thursday, November 15	
Bowling Green at Lipscomb	7:00pm
UCF at UNF	7:00pm
Mississippi State at Belmont	7:00pm CT
Friday, November 16	
10 Gardner-Webb vs Georgia State	6:00pm
Bethune Cookman at Jacksonville	7:00pm
USC Upstate at Charleston Southern	7:00pm
Mercer at Southern Mississippi	8:00pm
4 Campbell vs Morgan State	8:00pm
Saturday, November 17	
4 Campbell vs Howard	1:00pm
Presbyterian at Kennesaw State	2:00pm
Coastal Carolina at Stetson	3:00pm
10 Gardner-Webb at UNC Asheville Tournament	TBA
Sunday, November 18	
Mercer at Mississippi State	3:00pm
Bowling Green at Belmont	3:00pm CT
Monday, November 19	
Troy at Kennesaw State	7:00pm
Jacksonville at UCF	7:00pm



Tuesday, November 20	
Charleston Southern at Campbell	7:00pm
UT Chattanooga at ETSU	7:00pm
Appalachian St. at Gardner-Webb	7:00pm
Bethune-Cookman at UNF	7:00pm
Stetson at South Florida	7:00pm
Belmont at Tennessee Tech	7:00pm CT
Wednesday, November 21	
IUPUI at USC Upstate	7:00pm
Thursday, November 22	
12 Kennesaw State vs Alcorn State	6:00pm
Friday, November 23	
14 Lipscomb at Hawaii	3:10pm CT
16 UNF at Southern Mississippi	6:00pm
7 Central Connecticut St. vs Florida Gulf Coast	7:00pm
11 Jacksonville vs Massachusetts	7:00pm
12 Kennesaw State at Texas Tech	8:00pm
1 Belmont at Vanderbilt	TBA
Saturday, November 24	
Mercer at Columbia	1:00pm
Evansville at ETSU	2:00pm
IUPUI at Gardner-Webb	2:00pm
Limestone at USC Upstate	2:00pm
12 Kennesaw State at Idaho State	6:00pm
7 Florida Gulf Coast at FGCU Tournament	TBA
11 Jacksonville at East Carolina Tournament	TBA
14 Lipscomb at Rainbow Wahine Classic	TBA
16 UNF at Lady Eagle Classic	TBA
Sunday, November 25	
1 Belmont at Vanderbilt Thanksgiving Classic	TBA
14 Lipscomb at Rainbow Wahine Classic	TBA
Monday, November 26	
Stetson at Florida	TBA
Tuesday, November 27	
Gardner-Webb at South Carolina St.	5:30pm
USC Upstate at North Carolina A&T	7:00pm
Coastal Carolina at Campbell	7:00pm
South Alabama at Mercer	7:00pm
Wednesday, November 28	
Florida at Jacksonville	5:30pm
Alabama at Belmont	7:00pm CT
Thursday, November 29	
Campbell at High Point	7:00pm
Friday, November 30	
8 Florida Gulf Coast vs Bowling Green	5:00pm
Southeastern Louisiana at Mercer	6:00pm
15 Lipscomb at Kansas State	6:00pm CT
Lehigh at UNF	7:00pm
8 Gardner-Webb at Cornell	7:00pm
Saturday, December 1	
USC Upstate at Georgia Southern	Noon
UNC Asheville at ETSU	1:30pm
Austin Peay at Kennesaw State	2:00pm

Stetson at South Alabama	7:00pm
Belmont at Tennessee State	6:00pm CT
8 Florida Gulf Coast at Cornell Classic	TBA
8 Gardner-Webb at Cornell Classic	TBA
15 Lipscomb at KSU Commerce Bank Classic	TBA
Sunday, December 2	
Lehigh at Jacksonville	1:00pm
Monday, December 3	
USC Upstate at College of Charleston	7:00pm
Stetson at Florida A&M	7:00pm
Tuesday, December 4	
Montevallo at Belmont	5:00pm CT
Wofford at Gardner-Webb	7:00pm
Lipscomb at Samford	7:00pm CT
Mercer at Troy	8:00pm
Florida Gulf Coast at Florida	TBA
Wednesday, December 5	
UNF at South Florida	7:00pm
Thursday, December 6	
ETSU at Davidson	7:00pm
Jacksonville at FAMU	7:00pm
USC Upstate at Georgia Tech	7:00pm
Saturday, December 8	
Coastal Carolina at Jacksonville	1:00pm
Southeast Louisiana at UNF	2:00pm
Sunday, December 9	
Florida Gulf Coast at UCF	1:00pm
Wednesday, December 12	
Kennesaw State at College of Charleston	4:30pm
Campbell at UNC Asheville	7:00pm
Friday, December 14	
Kennesaw State at Charleston Southern	7:00pm
Belmont at Memphis	7:00pm CT
Saturday, December 15	
Gardner-Webb at Longwood	2:00pm
Murray State at Lipscomb	7:00pm CT
Iona at Campbell	TBA
Sunday, December 16	
ETSU at Xavier	2:00pm
Monday, December 17	
UNC Asheville at Gardner-Webb	7:00pm
Mercer at Georgia	7:00pm
Southeast Louisiana at Stetson	7:00pm
Florida Gulf Coast at Florida A&M	TBA
Tuesday, December 18	
Jacksonville at Buffalo	7:00pm
17 Norfolk State at UNF	7:00pm
2 Belmont vs South Florida	TBA
Wednesday, December 19	
Campbell at North Carolina A&T	7:00pm
17 Wofford at UNF	7:00pm
2 Belmont vs Tulsa	TBA
Thursday, December 20	
Jacksonville at Niagara	11:00am
ETSU at Radford University	7:00pm
9 Texas Pan-American at Florida Gulf Coast	7:00pm
Furman at Stetson	7:00pm
Lipscomb at Tennessee State	7:00pm CT
Friday, December 21	
9 Florida Gulf Coast at FGCU Tournament 2	TBA
Mercer at UNC Asheville	7:00pm
Saturday, December 22	
ETSU at Georgetown	1:00pm
Presbyterian at Stetson	3:00pm
Lipscomb at Vanderbilt	5:30pm CT
Friday, December 28	
5 Campbell vs Alcorn State	4:00pm
Mercer at Louisville	7:00pm
Saturday, December 29	

2007-08 Atlantic Sun Conference Composite Schedule

13 Kennesaw State vs Harvard	2:00pm
UNF at Wofford	3:00pm
Jacksonville at South Carolina State	4:00pm
5 Campbell at Georgia State Hyatt Invitational	TBA
Sunday, December 30	
Mercer at Xavier	2:00pm
13 Kennesaw State vs TBD	TBA
Monday, December 31	
UCF at Stetson	Noon
Bethune-Cookman at USC Upstate	7:00pm
Wednesday, January 2	
High Point at Gardner-Webb	7:00pm
Savannah State at UNF	7:00pm
ETSU at Alabama	7:00pm
Thursday, January 3	
USC Upstate at Radford	7:00pm
Saturday, January 5	
* Belmont at Campbell	1:00pm
* Florida Gulf Coast at Jacksonville	1:00pm
* USC Upstate at ETSU	1:30pm
* Stetson at UNF	2:00pm
* Mercer at Kennesaw State	3:00pm
* Lipscomb at Gardner-Webb	6:00pm
Monday, January 7	
* Stetson at Jacksonville	7:00pm
* Lipscomb at Campbell	7:00pm
* Florida Gulf Coast at UNF	7:00pm
* Belmont at Gardner-Webb	8:00pm
Tuesday, January 8	
Liberty University at ETSU	7:00pm
USC Upstate at UNC Asheville	7:00pm
Saturday, January 12	
* Campbell at USC Upstate	1:00pm
* Gardner-Webb at ETSU	1:30pm
* Jacksonville at Mercer	2:00pm
* UNF at Kennesaw State	3:00pm
* Stetson at Florida Gulf Coast	7:00pm
* Belmont at Lipscomb	TBA
Monday, January 14	
* Campbell at ETSU	7:00pm
* Jacksonville at Kennesaw State	7:00pm
* UNF at Mercer	7:00pm
* Gardner-Webb at USC Upstate	7:00pm
Wednesday, January 16	
ETSU at Appalachian State	7:00pm
USC Upstate at Winthrop	7:00pm
Thursday, January 17	
Savannah State at Stetson	6:00pm
Saturday, January 19	
* Gardner-Webb at Campbell	1:00pm
* Jacksonville at UNF	2:00pm
* ETSU at Lipscomb	2:00pm CT
* Mercer at Stetson	4:30pm
* Kennesaw State at Florida Gulf Coast	5:00pm
* USC Upstate at Belmont	5:00pm CT
Monday, January 21	
* ETSU at Belmont	Noon CT
* Kennesaw State at Stetson	4:30pm
* Mercer at Florida Gulf Coast	7:00pm
* USC Upstate at Lipscomb	7:00pm CT
Thursday, January 24	
Evansville at Lipscomb	7:00pm CT
Friday, January 25	
* UNF at ETSU	7:00pm
* Jacksonville at USC Upstate	7:00pm
Saturday, January 26	
* Stetson at Campbell	1:00pm



* Lipscomb at Kennesaw State	3:00pm
* Belmont at Mercer	5:00pm
* Florida Gulf Coast at Gardner-Webb	6:00pm
Monday, January 28	
* Belmont at Kennesaw State	7:00pm
* Florida Gulf Coast at Campbell	7:00pm
* ETSU at Jacksonville	7:00pm
* Stetson at Gardner-Webb	7:00pm
* Lipscomb at Mercer	7:00pm
* USC Upstate at UNF	7:00pm
Saturday, February 2	
* Gardner-Webb at Jacksonville	1:00pm
* Kennesaw State at ETSU	1:30pm
* Mercer at USC Upstate	2:00pm
* Campbell at UNF	2:00pm
* Stetson at Lipscomb	2:00pm CT
* Florida Gulf Coast at Belmont	5:00pm CT
Monday, February 4	
* Lipscomb at Florida Gulf Coast	7:00pm
* Campbell at Jacksonville	7:00pm
* Kennesaw State at USC Upstate	7:00pm
* Mercer at ETSU	7:00pm
* Gardner-Webb at UNF	7:00pm
* Belmont at Stetson	7:00pm
Saturday, February 9	
* Gardner-Webb at Kennesaw State	3:00pm
* ETSU at Stetson	3:00pm
* UNF at Belmont	4:15pm CT
* Jacksonville at Lipscomb	4:15pm CT
* USC Upstate at Florida Gulf Coast	7:00pm
* Campbell at Mercer	7:30pm
Monday, February 11	
* Kennesaw State at Campbell	7:00pm
* ETSU at Florida Gulf Coast	7:00pm
* Mercer at Gardner-Webb	7:00pm
* USC Upstate at Stetson	7:00pm
* Jacksonville at Belmont	7:00pm CT
* UNF at Lipscomb	7:00pm CT
Saturday, February 16	
* Stetson at Mercer	1:00pm
* Belmont at USC Upstate	1:00pm
* UNF at Jacksonville	1:00pm
* Lipscomb at ETSU	1:30pm
* Florida Gulf Coast at Kennesaw State	3:00pm
* Campbell at Gardner-Webb	6:00pm
Monday, February 18	
* Stetson at Kennesaw State	7:00pm
* Florida Gulf Coast at Mercer	7:00pm
* Lipscomb at USC Upstate	7:00pm
* Belmont at ETSU	7:00pm
Wednesday, February 20	
UNF at Savannah State	7:00pm
Saturday, February 23	

* Kennesaw State at Jacksonville	1:00pm
* ETSU at Campbell	1:00pm
* Mercer at UNF	2:00pm
* Florida Gulf Coast at Stetson	2:00pm
* USC Upstate at Gardner-Webb	6:00pm
* Lipscomb at Belmont	7:00pm CT
Monday, February 25	
* USC Upstate at Campbell	5:45pm
* ETSU at Gardner-Webb	7:00pm
* Mercer at Jacksonville	7:00pm
* Kennesaw State at UNF	7:00pm
Thursday, February 28	
* Jacksonville at Florida Gulf Coast	5:00pm
* Campbell at Belmont	5:00pm CT
* UNF at Stetson	6:00pm
* Gardner-Webb at Lipscomb	6:00pm CT
Saturday, March 1	
* ETSU at USC Upstate	1:00pm
* Kennesaw State at Mercer	2:00pm
* UNF at Florida Gulf Coast	5:00pm
* Jacksonville at Stetson	6:00pm
* Campbell at Lipscomb	6:00pm CT
* Gardner-Webb at Belmont	7:15pm CT
Wednesday, March 5	
Atlantic Sun Championship Quarterfinal 1	TBA
Atlantic Sun Championship Quarterfinal 2	TBA
Thursday, March 6	
Atlantic Sun Championship Quarterfinal 3	TBA
Atlantic Sun Championship Quarterfinal 4	TBA
17 Fla. Gulf Coast at Provisional DI Tournament	TBA
Friday, March 7	
Atlantic Sun Championship Semifinal 1	TBA
Atlantic Sun Championship Semifinal 2	TBA
17 Fla. Gulf Coast at Provisional DI Tournament	TBA
Saturday, March 8	
Atlantic Sun Championship	TBA
17 Fla. Gulf Coast at Provisional DI Tournament	TBA
Saturday-Sunday, March 22-23	
NCAA Tournament - First Round	
Monday-Tuesday, March 24-25	
NCAA Tournament - Second Round	
Saturday-Sunday, March 29-30	
NCAA Tournament - Regional Semifinals	
Monday-Tuesday, March 31-April 1	
NCAA Tournament - Regional Finals	
Sunday, April 6	
NCAA Tournament - National Semifinals	
Tuesday, April 8	
NCAA Tournament - National Championship	
Schedule Key	
* - Atlantic Sun Conference Game	
1 - Vanderbilt Thanksgiving Classic (Nashville, Tenn.)	
2 - Cancun Caribbean Classic (Cancun, Mexico)	
3 - Elon ISES Tip-Off Tournament (Elon, N.C.)	
4 - Longwood Classic (Farmville, Va.)	
5 - Georgia State Hyatt Invitational (Atlanta)	
6 - WNIT (Various Sites)	
7 - Florida Gulf Coast Tournament (Fort Myers, Fla.)	
8 - Cornell Tournament (Ithaca, N.Y.)	
9 - Florida Gulf Coast Tournament 2 (Fort Myers, Fla.)	
10 - Home Trust Bank UNC Asheville Tournament (Asheville, N.C.)	
11 - East Carolina Tournament (Greenville, N.C.)	
12 - Texas Tech Basketball Travelers Classic (Lubbock, Texas)	
13 - Georgia Tech Holiday Invitational (Atlanta)	
14 - Jack in the Box Rainbow Wahine Classic (Honolulu)	
15 - KSU Commerce Bank Classic (Manhattan, Kan.)	
16 - Lady Eagle Classic (Hattiesburg, Miss.)	
17 - Independent/Provisional DI Tournament (Edinburg, Texas)	

keenness state

in - tense

- adjective

1. existing or occurring in a high or extreme degree: 2. acute, strong, or vehement, as sensations, feelings, or emotions: 3. an extreme kind; very great, as in strength, keenness, severity, or the like: 4. having a characteristic quality in a high degree: 5. strenuous or earnest, as activity, exertion, diligence,: 6. exhibiting a high degree of quality and/or action.
7. having or showing great strength, strong feeling, or passion, as a person or team:
8. susceptible to strong emotion;

we are the lady owls

CONNECT FROM BEYOND THE ARC OR ALMOST ANYWHERE ELSE.

RELIABLE WIRELESS. Stay connected to all the latest, coolest, most advanced products and services on America's most reliable wireless network. Verizon Wireless.



EXCLUSIVE AND OFFICIAL WIRELESS
PROVIDER OF THE KENNESAW STATE
UNIVERSITY ATHLETICS



CALL
1.800.2JOIN.IN

CLICK
www.verizonwireless.com

VISIT
Any of our stores

America's most reliable wireless network claim based on fewest aggregate blocked and dropped connections; see vzw.com/bestnetwork for details. ©2007 Verizon Wireless.