

KENNESAW STATE UNIVERSITY



WOMEN'S BASKETBALL

2006-07 MEDIA AND INFORMATION GUIDE



Bubble #36-8401(g)

Duties include:
making victory
that much sweeter

enjoy



Kennesaw State Women's Basketball Tradition



ACADEMICS

The Kennesaw State Lady Owls have always placed a strong emphasis on academics and last season was no different for Kennesaw State. While the Lady Owls were making their mark on the hardwood, they were also posting high marks in the classroom as four players were recognized with 2005-06 Atlantic Sun Conference All-Academic honors.

Jennifer Baker (Chemistry), Ashley Johnson (Health and Exercise Science), Katie Martin (Social Science Education) and D.J. Galbiati (Art) were all honored by the league after posting a 3.0 grade point average last year.

ATLANTIC SUN CONFERENCE

The Lady Owls joined the Atlantic Sun Conference in 2005 and quickly made an impact on the league in their inaugural season. Kennesaw State won their conference opener in stunning fashion, knocking off preseason favorite Lipscomb in overtime and enjoyed the performance of All-Conference selection Shavonder Clarke.

The youthful Lady Owls finished the conference season with a sub-.500 record as they played with one of the youngest rosters in the conference. The Owls also posted decisive wins over Mercer, Jacksonville and a second win over Lipscomb.

CHAMPIONSHIPS

Kennesaw State women's basketball has always been successful from its inception in the early 1980's. From 1985 to 2005, the Lady Owls posted 20 consecutive winning seasons as played in a pair of NCAA Division II Elite Eight championships.

Under head coach Colby Tilley, the Lady Owls won a pair of South Atlantic Region championships in 1997 and 1999. The Lady Owls captured the 1997 region title with a win over Bowie State, 74-68 and two years later it was a victory over Francis Marion (76-72) that propelled the Lady Owls to Arkansas.

The Lady Owls also enjoyed conference championships. Kennesaw State won the Peach Belt Conference regular season title in 1997 with a 17-1 mark. Tilley would also lead the Lady Owls to a regular season championships in 2000 (14-2) and again in 2002 when they posted a 13-6 record.

The Lady Owls lone Peach Belt Conference tournament title came in 1997 when KSU downed host Georgia College, 78-77, in Milledgeville.



Kennesaw State Women's Basketball Tradition

COACHING EXCELLENCE

Colby Tilley is one of the most successful and honored coaches in women's college basketball. This season will mark the 30th year in which Tilley has coached women's college basketball. He has won over 660 games in his career and has also won more than 200 games at three different schools, playing at three different levels of intercollegiate competition. Tilley won 234 games while at Truett-McConnell Junior College, he won 218 games at NAIA Auburn-Montgomery and 212 games at Kennesaw State, 207 as a NCAA Division II member.

A recent inductee into the North Georgia Sports Hall of Fame, Tilley has won 20 or more games in a season 19 times. He has also put together five seasons in which he has won 30 or more games. In 1996-97 he led the Lady Owls to a 30-2 record. Prior to last season, the Lady Owls mentor had just one losing season in 29 years as a coach.

Awards and honors have also surrounded Tilley in his career in addition to his Hall of Fame induction, Tilley was named the National Junior College Athletic Association Coach of the Year in 1980. He has also been honored as the Atlanta Tip-Off Club NCAA Division II Georgia Coach of the Year in 1997 and 1999. Also in 1997 he was named the Peach Belt Conference Coach of the Year.

A recent inductee into the North Georgia Sports Hall of Fame, Tilley has won 20 or more games in a season 19 times. He has also put together five seasons in which he has won 30 or more games. In 1996-97 he led the Lady Owls to a 30-2 record. Prior to last season, the Lady Owls mentor had just one losing season in 29 years as a coach.

Awards and honors have also surrounded Tilley in his career. In addition to his Hall of Fame induction, Tilley was named the National Junior College Athletic Association Coach of the Year in 1980. He has also been honored as the Atlanta Tip-Off Club NCAA Division II Georgia Coach of the Year in 1997 and 1999. Also in 1997 he was named the Peach Belt Conference Coach of the Year.

EXPOSURE

With the Atlantic Sun Conference having a contract with Comcast for a Game of the Week, the Lady Owls quickly made a name for themselves in the league when they appeared twice on television in 2005-06.

In addition to live broadcasts, the Lady Owls have a number of their home games broadcast locally on TV-24 on a tape-delayed basis. Last season the Lady Owls had four games shown on TV-24.

KSU CONVOCATION CENTER

In November of 2005, the Lady Owls moved from the James "Spec" Landrum Centre into the state-of-the-art

KSU Convocation Center and the excitement has continued to grow with each game. The \$15 million-dollar facility opened on December 1, 2005 with the Lady Owls posting a stunning last second, overtime win over Lipscomb. Kennesaw State also posted home wins against Mercer and Agnes Scott.

The visually stunning arena is not only a fan favorite, but last season both of the Lady Owls regionally televised games were broadcast from the KSU Convocation Center.



TOP VICTORIES

Throughout the years Kennesaw State has had its share of big wins. However, the two biggest wins in school history are the games that gave the Lady Owls their two trips to the Elite Eight.

In front of a standing-room only crowd in 1997, the Lady Owls advanced to the Elite Eight with a 74-68 win over Bowie State in the South Atlantic Region finals. The Lady Owls second region championship came two years later in Florence, South Carolina. Kennesaw State defeated host Francis Marion, 76-72, before a fiercely loud crowd.


In 1997, the Owls were one of the best teams in the country. After winning the regular season title and entering the postseason with just one loss, the Lady Owls beat Georgia College, 78-77, to give the program its first and only Peach Belt Conference tournament title.

In recent history, the Lady Owls enjoyed a memorable victory when they played their first home game at the KSU Convocation Center on a night when the team also made its Atlantic Sun Conference debut. Shavonder Clarke tied the game on jumper at the buzzer to send the game into overtime and freshman Ashley Johnson delivered a three-pointer with nine seconds left to give the Lady Owls a 69-68 win.



Table of Contents

| | |
|---|-----------|
| Lady Owls Traditions | 1 |
| Table of Contents | 3 |
| Quick Facts | 4 |
| Media Information | 6 |
| 2006-06 Roster | 7 |
| 2006-07 Schedule | 8 |
| 2006-07 Season Preview | 9 |
| Coaching Staff | 11 |
| Head Coach Colby Tilley | 12 |
| Assistant Coach Sarah Coleman | 14 |
| Assistant Coach James Black | 15 |
| Assistant Coach Yolisha Jackson-Daniels | 15 |
| Players | 17 |
| Nikki Gurley | 18 |
| Jade Robinson | 19 |
| Katie Martin | 20 |
| Ngoneh Gaye | 21 |
| Stephanie Searce | 22 |
| Jennifer Baker | 23 |
| Ashley Johnson | 24 |
| Rosetta Hollis | 24 |
| DeAndrea Bullock | 25 |
| Gia Lockett | 25 |
| JoeDonna Molden | 25 |
| Montinique Nixon | 26 |
| Opponents | 27 |
| Opponent's Quick Facts | 28 |
| 1,000 Point Club | 31 |
| 2005-06 Season Review | 33 |
| 2005-06 Results-Statistics | 35 |
| 2005-06 Box Scores | 36 |



| | |
|--------------------------------|-----------|
| KSU History | 45 |
| Yearly Results | 46 |
| Coaching Records | 50 |
| All-Time Versus Opponents | 51 |
| All-Time Records Book | 58 |
| Single Season Top Ten | 59 |
| Career Top Ten | 60 |
| All-Time Rooster | 61 |
| Yearly Individual Leaders | 62 |
| Yearly Team Totals | 65 |
| All-Time Players | 68 |
| Atlantic Sun Conference | 82 |
| About the KSU | 85 |





Quick Facts

General Information

| | |
|-------------|--------------------------|
| Location | Kennesaw, Ga. |
| Founded | 1963 |
| Enrollment | 18,500 |
| President | Dr. Dan Papp (Dartmouth) |
| Affiliation | NCAA Division I |
| Conference | Atlantic Sun |
| Nickname | Owls |
| Colors | Black & Gold |
| Arena | KSU Convocation Center |
| Website | www.KSUOwls.com |



Basketball Staff

| | |
|-----------------------------|--|
| Head Coach | Colby Tilley (Appalachian State '72) |
| Record at KSU | 212-108 (11 years) |
| Career Record | 664-228 (29 years) |
| Assistant Coach | Sarah Coleman (Kennesaw State '99) |
| Assistant Coach | James Black (Tusculum '00) |
| Graduate Assistant Coach | Yolisha Jackson-Daniels (Jacksonville '04) |
| Basketball Athletic Trainer | Erica Chung, ATC |
| Team Physician | Dr. Stan Dysart |

Athletic Staff

| | |
|----------------------------------|-------------------------------------|
| Athletic Director | Dr. Dave Waples (West Liberty) |
| Associate Athletic Director | Scott Whitlock (Piedmont College) |
| Assistant Athletic Director | Michael Redd (Georgia Southern '83) |
| Assistant Athletic Director | Dr. Darryl Pope (Howard) |
| Assistant Athletic Director | Rob King (Montevallo) |
| Assistant Athletic Director | Tony Ingle (Huntingdon '75) |
| Assistant Athletic Director | Mike Sansing (West Georgia) |
| Athletic Chief Financial Officer | Brenda Stopher (Richmond '89) |
| Director of Athletic Development | George Olney (Adelphi) |
| Director of Game Management | Felecia Mulkey (Kennesaw State '97) |
| Director of Promotions | Jeff Chase (Kennesaw State) |
| Director of Marketing | Jessica Clendenon (Siena '05) |

Athletic Media Relations

| | |
|-----------------------------|---|
| Sports Information Director | Mark Toma (Kennesaw State '95) |
| Assistant Director | Hal Towbin (Indiana '03) |
| Student Assistant | Heather Wade |
| Photographer | Jim Bolt |
| Webmaster | Chris Ward (Kennesaw State '95) |
| SID Office Phone Number | 770-499-3217 or 678-797-2192 |
| SID Fax Number | 770-423-6665 |
| Press Row Number | 770-499-3621 |
| SID Mailing Address | 1000 Chastain Road / Building 2 / Kennesaw, Ga. / 30144 |
| Toma Email | mtoma@kennesaw.edu |
| Toma Cell Number | 770-862-8556 |
| Towbin Email | htowbin@kennesaw.edu |
| Towbin Cell Number | 901-493-0087 |





Kennesaw State Broadcast Partners

| | |
|------------------------|--------------------------------|
| Voice of the Lady Owls | Craig Corbin (North Carolina) |
| Color Analyst | Mark Toma (Kennesaw State '95) |
| TV-24 Play-by-Play | Nathan McCreary |
| TV-24 Color Analyst | David Albert |

2006-07 Owls Breakdown

Letterwinners Returning (7)

| Name | Pos | Ht | Wt | Cl | PPG | RPG | FG% | FT% |
|------------------|-----|-----|----|-----|------------------------|-----|------|-------|
| Jennifer Baker | G | 5.9 | — | So. | 7.0 | 4.0 | 32.5 | 60.3 |
| Ashley Johnson | G | 5.6 | — | So. | 5.1 | 2.2 | 37.0 | 56.4 |
| Ngoneh Gaye | F | 6.0 | — | So. | 6.0 | 5.4 | 42.1 | 61.9 |
| Nikki Gurley | G | 5.6 | — | Jr. | 7.6 | 1.6 | 30.2 | 75.0 |
| Jade Robinson | G | 5.8 | — | Jr. | 1.0 | 1.3 | 14.0 | 52.6 |
| Katie Martin | G | 5.6 | — | Jr. | 1.3 | 0.3 | 45.5 | 100.0 |
| Stephanie Searce | C | 6.1 | — | So. | Redshirt - Knee Injury | | | |

Newcomers (5)

| Name | Pos | Ht | Wt | Cl |
|------------------|-----|------|----|-----|
| DeAndrea Bullock | G | 5.10 | — | Fr. |
| Rosetta Hollis | F | 5.11 | — | Fr. |
| Gia Lockett | G | 5.8 | — | Fr. |
| JoeDonna Molden | G | 5.9 | — | Fr. |
| Montinique Nixon | C | 6.2 | — | Fr. |

Letterwinners Lost (7)

| Name | Pos | Ht | Wt | PPG | RPG | FG% | FT% |
|---------------------|-----|------|----|------|------|------|------|
| Shavonder Clarke | F | 5.11 | — | 18.5 | 11.2 | 41.7 | 61.3 |
| Danielle Bates | F | 5.10 | — | 9.8 | 3.8 | 32.7 | 75.0 |
| Dominika Mieskowska | G | 5.8 | — | 8.4 | 2.7 | 35.6 | 80.0 |
| D.J. Galbiati | G | 5.7 | — | 1.7 | 0.6 | 25.7 | 53.8 |
| Justina Lujan | F | 5.10 | — | 1.8 | 1.5 | 21.7 | 50.0 |
| Desiree McKenzie | F | 5.11 | — | 0.2 | 0.6 | 16.7 | 00.0 |
| Shanda Anderson | G | 5.8 | — | 0.7 | 0.5 | 22.2 | 00.0 |

Starters Returning 2 (Jennifer Baker, Ashley Johnson)

Starters Lost 3 (Shavonder Clarke, Dominika Mieskowska, Danielle Bates)

Top Returning Scorer Nikki Gurley (7.6 ppg)

Top Returning Rebounder Ngoneh Gaye (5.4 rpg)

Top Returning Assist Maker Ashley Johnson (48)

Top Returning Field Goal Shooter Ngoneh Gaye (42.1%)

Top Returning 3-Point Shooter Ashley Johnson (31.3%)

Top Returning Free-Throw Shooter Nikki Gurley (75.0%)

Top Returning Shot Blocker Ngoneh Gaye (20)

Top Returnee in Steals Ashley Johnson and Jennifer Baker (41)

2006-07 Roster Breakdown

Class Senior (0), Junior (3), Sophomore (4), Freshman (5)
State Georgia (8), Rhode Island (1), Tennessee (1), Virginia (1)
Country United States (12)

2005-06 Season

Overall Record 5-22, .185
A-Sun Record 4-16 (11th)
Home Record 3-8
Road Record 2-14
Neutral Site Record 0-0

Media Information

Press Entrance

The press entrance at the KSU Convocation Center is located in the main lobby. It is the same part of the arena where the fans enter. The media table is located at the right side of the entrance in the main lobby. Working media should present your working credential to the KSU staff member working the table and he/she will issue the game credential. Parking for the press is located behind the KSU Convocation Center in the East Parking Deck.

Press Room

The press room is located in the tunnel behind press row. The press room has food and beverages available before and during the game. The room also has an oversized conference table for use as a workspace. Photographers needing to send photographs can use the Sports Information Directors office.

Postgame Interviews

A mandatory 10-minute cooling off period is observed before any postgame interviews take place. Coach Tilley is available after his meeting with the team. Coach Tilley will conduct interviews outside the Kennesaw State locker room. Kennesaw State players requested by the media will be available after the postgame team meeting. All requests for player interviews must be made through the sports Information representative. A member of the Kennesaw State Sports Information department will circulate press row prior to the end of the game for any specific player requests. If there is a visiting SID requests for those players can be made through their representative. If there is no visiting SID then the Kennesaw State SID will handle requests for visiting team coaches and players.

Obtaining Credentials

Please call, mail or email your request for media credentials to KSU Sports Information Director, Mark Toma. Mailed requests should be addressed to Mark Toma, 1000 Chastain Road, Building 2, Kennesaw, Ga., 30144. You may also make requests by phone at 770-499-3217 or 770-862-8556. Email requests should be send to mtoma@kennesaw.edu.

Sports Information Staff

Mark Toma, Director

Office 770-499-3217
Cell 770-862-8556
Home 770-514-0300
Email mtoma@kennesaw.edu

Only media outlets who cover Kennesaw State on a regular basis will be credentialed for KSU home games. No spouses, dates, friends or anyone 16 years of age or younger will be allowed in the press area.

Player Interviews

All players are available for interviews with media after each game and selected practice sessions. All player interviews must be made through the Kennesaw State Sports Information Department. Players are not to be called on their cell phones and are instructed to have any media requests made to them directed to the Sports Information Department.

Interviews with Coach Colby Tilley

Head Coach Colby Tilley is available throughout the week for interviews. All interviews with Coach Tilley must be made through the Sports Information Department. Most interviews with Coach Tilley are in the mid-mornings from Monday-Friday. Specific interview times can be arranged with 48 hours notice and are dependent on Coach Tilley's availability.

Kennesaw State on the Web

Kennesaw State releases coaches bios, player bios, statistics, schedules and game releases on the internet at www.ksuowls.com, the official internet home of Kennesaw State athletics. All pertinent information regarding Kennesaw State basketball can be found on the web.



Hal Towbin

Office 678-797-2192
Cell 901-493-0087
Email htowbin@kennesaw.edu

Heather Wade

Office 678-797-2192

2006-07 Roster



Numerical

| No | Name | Pos | Ht | Cl | Ex | Hometown/Previous |
|----|------------------|---------|------|-----|----|------------------------------------|
| 10 | JoeDonna Molden | Guard | 5.9 | Fr. | HS | Edison, GA/Calhoun County HS |
| 12 | Jade Robinson | Guard | 5.8 | Jr. | 2Y | Orangeburg, SC/O'Burg-Wilkinson HS |
| 15 | Nikki Gurley | Guard | 5.6 | Jr. | 2Y | Blairsville, GA/Union County HS |
| 20 | Gia Lockett | Guard | 5.8 | Fr. | HS | Snellville, GA/South Gwinnett HS |
| 22 | Ngoneh Gaye | Forward | 6.0 | So. | 1Y | Pawtucket, RI/ Blair Academy |
| 24 | Jennifer Baker | Guard | 5.9 | So. | 1Y | Soperton, GA/Treutlen HS |
| 25 | Ashley Johnson | Guard | 5.6 | So. | 1Y | Jonesboro, GA/North Clayton HS |
| 30 | DeAndrea Bullock | Guard | 5.10 | Fr. | 1Y | Columbia, TN/Central HS |
| 32 | Katie Martin | Guard | 5.6 | Jr. | 2Y | Marietta, GA/Lassiter HS |
| 42 | Montinique Nixon | Center | 6.2 | Fr. | HS | Virginia Beach, VA/Green Run HS |
| 44 | Stephanie Searce | Center | 6.1 | So. | 1Y | Blue Ridge, GA/Fannin County HS |
| 55 | Rosetta Hollis | Forward | 5.11 | Fr. | HS | Fort Benning, GA/Kendrick, GA |

Alphabetical

| No | Name | Pos | Ht | Cl | Ex | Hometown/Previous |
|----|------------------|---------|------|-----|----|------------------------------------|
| 24 | Jennifer Baker | Guard | 5.9 | So. | 1Y | Soperton, GA/Treutlen HS |
| 30 | DeAndrea Bullock | Guard | 5.10 | Fr. | 1Y | Columbia, TN/Central HS |
| 22 | Ngoneh Gaye | Forward | 6.0 | So. | 1Y | Pawtucket, RI/ Blair Academy |
| 15 | Nikki Gurley | Guard | 5.6 | Jr. | 2Y | Blairsville, GA/Union County HS |
| 55 | Rosetta Hollis | Forward | 5.11 | Fr. | HS | Fort Benning, GA/Kendrick, GA |
| 25 | Ashley Johnson | Guard | 5.6 | So. | 1Y | Jonesboro, GA/North Clayton HS |
| 20 | Gia Lockett | Guard | 5.8 | Fr. | HS | Snellville, GA/South Gwinnett HS |
| 32 | Katie Martin | Guard | 5.6 | Jr. | 2Y | Marietta, GA/Lassiter HS |
| 10 | JoeDonna Molden | Guard | 5.9 | Fr. | HS | Edison, GA/Calhoun County HS |
| 42 | Montinique Nixon | Center | 6.2 | Fr. | HS | Virginia Beach, VA/Green Run HS |
| 12 | Jade Robinson | Guard | 5.8 | Jr. | 2Y | Orangeburg, SC/O'Burg-Wilkinson HS |
| 44 | Stephanie Searce | Center | 6.1 | So. | 1Y | Blue Ridge, GA/Fannin County HS |

COACHING STAFF

Head Coach

Colby Tilley (Appalachian State '72)

Assistant Coach

Sarah Coleman (Kennesaw State '99)

Assistant Coach

James Black (Tusculum '00)

Graduate Assistant Coach

Yolisha Jackson-Daniels (Jacksonville '04)

Director of Sports Medicine

Karen Pfeifer (Maryland '92)

Athletics Trainer

Erica Chung (Chicago '01)





2006-07 Schedule

NOVEMBER

| Day | Date | Opponent | Location | Time |
|----------|-------------|------------------------------|---------------|---------|
| Thursday | November 2 | Columbus State (Exhib) | Kennesaw, GA | 5:30 PM |
| Monday | November 6 | Berry College (Exhib) | Kennesaw, GA | 7:00 PM |
| Friday | November 10 | Jacksonville State | Kennesaw, GA | 6:00 PM |
| Friday | November 17 | IPFW (UNC Asheville Tourney) | Asheville, NC | 6:00 PM |
| Saturday | November 18 | UNC Asheville Tournament | Asheville, NC | TBA |
| Saturday | November 25 | Winthrop | Rock Hill, SC | 7:00 PM |
| Thursday | November 30 | Stetson | Deland, FL | 6:00 PM |

DECEMBER

| Day | Date | Opponent | Location | Time |
|-----------|-------------|-------------------------------|-----------------|---------|
| Saturday | December 2 | Mercer | Macon, GA | 2:00 PM |
| Wednesday | December 6 | Georgia Tech | Atlanta, GA | 7:00 PM |
| Sunday | December 10 | Clemson | Clemson, SC | 3:00 PM |
| Saturday | December 16 | Charleston Southern | Kennesaw, GA | 6:00 PM |
| Tuesday | December 19 | Austin Peay | Clarksville, TN | 8:00 PM |
| Friday | December 29 | UNC-Ashville (Mercer Tour.) | Macon, GA | 4:00 PM |
| Saturday | December 30 | Savannah State (Mercer Tour.) | Macon, GA | 1:00 PM |

JANUARY

| Day | Date | Opponent | Location | Time |
|----------|------------|---------------|---------------------|---------|
| Thursday | January 4 | Belmont | Kennesaw, GA | 8:00 PM |
| Saturday | January 6 | Lipscomb | Kennesaw, GA | 2:00 PM |
| Thursday | January 11 | Gardner Webb | Boiling Springs, NC | 7:00 PM |
| Saturday | January 13 | Campbell | Buies Creek, NC | 1:00 PM |
| Thursday | January 18 | Jacksonville | Kennesaw, GA | 7:00 PM |
| Saturday | January 20 | North Florida | Kennesaw, GA | 2:00 PM |
| Saturday | January 27 | ETSU | Kennesaw, GA | 2:00 PM |

FEBRUARY

| Day | Date | Opponent | Location | Time |
|----------|-------------|---------------|------------------|---------|
| Thursday | February 1 | Lipscomb | Nashville, TN | 8:00 PM |
| Saturday | February 3 | Belmont | Nashville, TN | 8:00 PM |
| Thursday | February 8 | Campbell | Kennesaw, GA | 7:00 PM |
| Saturday | February 10 | Gardner-Webb | Kennesaw, GA | 2:00 PM |
| Thursday | February 15 | North Florida | Jacksonville, FL | 7:00 PM |
| Saturday | February 17 | Jacksonville | Jacksonville, FL | 2:00 PM |
| Saturday | February 24 | ETSU | Johnson City, TN | 1:30 PM |
| Monday | February 26 | Longwood | Kennesaw, GA | 5:00 PM |

MARCH


| Day | Date | Opponent | Location | Time |
|--------|---------|----------|--------------|---------|
| Friday | March 2 | Mercer | Kennesaw, GA | 7:00 PM |
| Sunday | March 4 | Stetson | Kennesaw, GA | 2:00 PM |



2006-07 Preview

As the Kennesaw State women's basketball team heads into its second year in Division I and the Atlantic Sun Conference, the Lady Owls are ready in 2006-07 to show that last year's down season was a fluke and not the norm. Although the loss of KSU's top three scorers (Shavonder Clarke, Danielle Bates, Dominika Mieszkowska) and assistant coach Ginny Boggess will make the task a little bit more difficult. Five newcomers and new assistant coach James Black will add to the mix that saw last year's squad win two of its final five games, with two of the losses being by three points each. Saying that last season was a rough year would be an understatement, but head coach Colby Tilley expects improvement out of this year's squad.

With an influx of five new freshmen and the return of center Stephanie Searce, who sat out last season with a torn ACL, the light is shining brightly on the Lady Owls and it is now their time to show that they can be a force to be reckoned with in the A-Sun in '06-'07.



kicks off at home on November 10 with KSU taking on Jacksonville State. The Lady Owls will be looking to redeem themselves from last year's 92-87 defeat. Followed by that, KSU will hit the road to play in a two-day tournament at UNC-Asheville, and then a game at Winthrop.

After breaking for Thanksgiving, the Lady Owls will stay on the road and open up A-Sun play on November 30 with a trip to Stetson. KSU will then return to the state of Georgia to take on Mercer, followed by the Lady Owls' December 7 at Georgia Tech, the first match-up with the Yellow Jackets since KSU's inaugural season of 1982-83. The Lady Owls' season-long seven-game road trip will conclude three days later as KSU meets another Atlantic Coast Conference foe, Clemson.

After more than a month away, KSU will return to the friendly confines of the KSU Convocation Center to host Charleston Southern. The homestand will be short-lived, however, as the Lady Owls venture away from KSU for a game at Austin Peay, and then two games against UNC-Asheville and Savannah State as part of the Mercer Holiday Tournament in Macon on December 29-30.

The new year begins with KSU returning home and to conference play with visits from Belmont and Lipscomb. The Lady Owls will next travel to the Tar Heel state to take on Gardner-Webb and Campbell, before returning home for three straight A-Sun games against Jacksonville, North Florida and East Tennessee State.

Visits to Lipscomb and Belmont are next on the docket, followed by home games versus Campbell and Gardner-Webb. The Lady Owls will then hit the road for the final time, as they make return trips to North Florida, Jacksonville and ETSU. A non-conference home game against Longwood follows as the season winds down.

The Lady Owls will then conclude the season with two final home contests, as Mercer and Stetson come to town.

Frontcourt

The front court is one of the areas that Coach Tilley will look for improvement this season. That shouldn't be too difficult as KSU welcomes back **Stephanie Searce** after red-shirting last year. The 6-1 center will look to return to the form that saw her average 9.0 points during her freshman year, while trying to fill the void left by the departed Clarke.

Searce has good post skills and her improved shooting should make her even more of a threat to score from both inside and out. On defense, the Blue Ridge, Georgia native has the size to contain the best "bigs" in the A-Sun. Searce will provide the height and the wingspan needed to contain her opponent's scoring chances. She brings the toughness and tenacity needed to help the Lady Owls improve on their league-low minus 6.9 rebounding margin.

Also returning to the front court is sophomore forward **Gnoneh Gaye**. She worked extremely hard in the off-sea-

Schedule

The 2006-07 schedule will see the Lady Owls play some big name opponents during the non-conference slate, as well as the usual Atlantic Sun schedule. The regular season



2006-07 Preview

son and should make big contributions to this year's team. After averaging 6.0 points and 5.4 rebounds in 22.3 minutes per game last year, her long frame and knowledge of the D-I game should see her score big minutes gain this season. The Pawtucket, Rhode Island native also improved on her ball-handling skills over the summer, a feat that surely did not go unnoticed by the coaching staff. One of the hardest workers on the team, Gaye will find her way inside and should get her share of good looks at the basket as well as her fair share of the points.

The Lady Owls are excited and proud to welcome two newcomers to the front court in **Rosetta Hollis** and **Montinique Nixon**. Hollis, a 5-11 forward, finds her way to KSU after prepping at Kendrick High school in Columbus, Georgia. She ten times scored over 20 points during her senior season and she possesses the size and speed needed to bang down low in the Atlantic Sun. Nixon, a 6-2 center from Virginia Beach, Virginia, has the size that KSU lacked last season and the coaches will look for her to take advantage of opponents by plugging up the middle and with her shot-blocking abilities.

Backcourt

KSU will certainly not be hurting for help in the backcourt. The offense starts with the guards and the Lady Owls are pleased to welcome back five from last year's team.

Junior **Nikki Gurley** is arguably the Lady Owls' best shooter. The 5-6 Blairsville, Georgia native has an excellent outside touch, which helped her finish fifth in the A-Sun last season with 1.89 three-point field goals made per game. When guarded closely, Gurley, who averaged 7.6 points per game as a sophomore, has the awareness to dish off the ball and there isn't a game that goes by that doesn't see her giving up her body and diving for close to every loose ball. These factors help inspire her teammates as she is that immediate spark off the bench.

Jade Robinson is another of the KSU juniors who has put in loads of time in the off-season. Robinson, a native of Orangeburg, South Carolina, has gotten faster and has become a much better shooter since last season. She can be equally as deadly from range or when she drives off the dribble. Her defensive skills allow her to guard any one of the five positions on the floor and will help her see more and more playing time and the season progresses.

Junior **Katie Martin** is a 5-6 shooting guard back for her third year with the Lady Owls. Even though she saw limited action and only averaged 1.3 points per game last season, her leadership qualities are second to none and her go-to persona will be great off the bench for the Lady Owls in '06-'07.

The offense starts with the point guard and Kennesaw State is happy to welcome back sophomore **Ashley Johnson**. The 5-6 Jonesboro, Georgia native saw action in

every game last season and scored 5.1 points per game. Her great ball-handling skills make her one of the best guards in the league and she possesses the innate ability to slash through defenses. She may save her best stuff for the defensive end, however, as evident by her 1.52 steals per game average as a freshman.

Sophomore **Jennifer Baker** also returns after a great freshman campaign. The 5-9 Soperton, Georgia product averaged 7.0 points and 4.0 rebounds a game during her first year of collegiate ball. Born with a scorer's mentality, Baker matches the mental aspect with the ability, able to spot up from almost anywhere on the court. She too possesses great ball-handling skills and she is almost looking to get her teammates involved in the action.


DeAndrea Bullock is a freshman who comes to Kennesaw State after a marvelous prep career at Central High School in Columbia, Tennessee. A McDonald's All-American nominee last season, the 5-9 shooting guard is a natural-born leader. Scoring just under 1,400 points in high school, Bullock also has a knack for rebounding the basketball, as she led Central last season with just over eight boards per game.

Freshman **JoeDonna Molden** is a guard with great ball-handling and the ability to drive to the basket. The 5-9 Edison, Georgia native brings a great knowledge of the game as should have the chance to challenge for the starting point guard slot.

The final freshman on this year's squad is **Gia Lockett**. The 5-8 guard out of Snellville, Georgia should see quite a few minutes on the floor this year. A two-time Georgia All-State selection, Lockett is fundamentally sound and has the experience needed to be an elite Division I player.



Coaching Staff





Colby Tilley

Head Coach

Head Coach Colby Tilley is returning for his 12th season as head coach of the Kennesaw State women's basketball program. In his 11 previous seasons as the Lady Owls' leader, Tilley has posted an impressive 211-109 record for a .659 winning percentage.

For over two and a half decades, Tilley has established himself as one of the most successful and well respected members of the women's basketball community. Tilley holds an impressive 663-229 record over the past 29 years as a collegiate head coach and has a sparkling winning percentage of .743.

Last season, Tilley and the Lady Owls made the jump to Division I and the Atlantic Sun Conference. Unfortunately it was a rough year for KSU, as the team finished with a 5-22 record, snapping Tilley's streak of 15 consecutive winnings seasons.

In 2004-05, Tilley captured his 200th win as leader of the Lady Owls when his team downed Armstrong Atlantic 76-71 on February 2, 2005, en route to a 17-13 record.

During his stellar career at Kennesaw State, Tilley has guided Kennesaw State to three of their top four winning

seasons. He has led the Lady Owls to three twenty-win seasons and had a 30-win campaign in 1996-97 which was the Black and Gold's first NCAA Elite Eight appearance. Tilley again marched into the Elite Eight in 1998-99 when his 28-4 team advanced to Pine Bluff, Arkansas.

Tilley is the winningest coach in the history of Kennesaw State. He surpassed the late Ron Walker who coached KSU from 1986 through 92 after the Lady Owls downed Armstrong Atlantic 78-54 for his 125th win on December 9, 2000. By adding another 20-win season to his resume, Tilley will tie Walker with four 20-plus win seasons.

Before arriving on the KSU campus, Tilley spent nine years as the head coach at Auburn University at Montgomery (Ala.), where he started the women's basketball program in 1986.

While putting together an overall mark of 218-74 (.747) at Auburn-Montgomery, his teams captured five Southern States Conference titles, five NAIA District 27 crowns and made seven appearances at the NAIA National Championship tournament.

In the 1993-94 season Tilley led the Lady Senators to





Head Coach Colby Tilley

their best finish and a Final Four showing. His last year pacing the Lady Senators was in 1994-95 during which his team went 34-3 overall while advancing to the Elite Eight.

Prior to taking the job at AUM, Tilley ran the women's basketball team at Truett-McConnell (Junior) College in Cleveland, Georgia from 1876 to 1984.

During his time at TMJC he steered the team to a 236-46 overall record (.837) in nine seasons. Tilley had one of the best back-to-back seasons in JUCO history when he led the Lady Danes to a 36-win season in 1979-80 and a 31-win campaign during the 1980-81 season.

Overall he won five state championships, four Region 17 titles, and a national crown in 1980. Over his 29 campaigns on the bench, Tilley has garnished several coaching honors, including being named the 1999 and 1997 NCAA Division II Coach-of-the-Year in Georgia by the Atlanta Tip-off Club.

He has also been given the Georgia Basketball Lifetime Achievement Award by the same organization for having at least 400 career wins. The 1997 PBAC Coach of the Year,

Tilley has also been selected as the District Coach of the Year four times and Regional Coach of the Year twice while at AUM; and Region Coach of the Year on six more occasions at Truett-McConnell.

In the Danettes' national championship season, he was selected as the 1980 NJCAA National Coach of the Year. Tilley is also a member of the Women's Basketball Coaches Association.

Tilley began his coaching career in 1972 at Chatham (N.C.) Central High School, where he was an assistant football coach, head track coach and boys' basketball coach for the freshman squad. He later moved up to the collegiate ranks at TMC in 1976.

A native of Raleigh, NC., Tilley received his bachelor's degree from Appalachian State University in 1972. He went on to earn a master's degree from Georgia Southern University in 1974 and AUM in 1988. He also received his Ed.S (education specialist) degree at Auburn-Montgomery in 1992.

The Tilley File

Personal

Hometown Pittsboro, North Carolina

Education

B.S. Health and Physical Education

(Appalachian State '72)

M.B.A. Recreation Administration

(Georgia Southern '74)

Ed.S

(Auburn-Montgomery '92)

Coaching Career

Kennesaw State

(1995-Present)

Auburn-Montgomery

(1986-95)

Truett-McConnell

(1976-85)

Northwood HS

(1974-75)

Chatham Central HS

(1972-74)

Coaching Achievements

North Georgia Sports Hall of Fame (Class of 2005)

NJCAA National Coach of the Year (1980)

Atlanta Tip-Off Club NCAA Division II

Georgia Coach of the Year (1999 and 1997)

Peach Belt Conference Coach of the Year (1997)

Tilley's Career Coaching Record

| Year | School | Record | Pct |
|---------------|-------------------|----------------|-------------|
| 2005-06 | Kennesaw State | 5-22 | .185 |
| 2004-05 | Kennesaw State | 18-12 | .600 |
| 2003-04 | Kennesaw State | 19-10 | .655 |
| 2002-03 | Kennesaw State | 16-13 | .552 |
| 2001-02 | Kennesaw State | 17-10 | .630 |
| 2000-02 | Kennesaw State | 19-8 | .704 |
| 1999-00 | Kennesaw State | 25-5 | .833 |
| 1998-99 | Kennesaw State | 28-4 | .875 |
| 1997-98 | Kennesaw State | 18-10 | .643 |
| 1996-97 | Kennesaw State | 30-2 | .938 |
| 1995-96 | Kennesaw State | 17-12 | .586 |
| 1994-95 | Auburn-Montgomery | 34-3 | .919 |
| 1993-94 | Auburn-Montgomery | 34-4 | .895 |
| 1992-93 | Auburn-Montgomery | 27-6 | .818 |
| 1991-92 | Auburn-Montgomery | 25-8 | .758 |
| 1990-91 | Auburn-Montgomery | 24-9 | .727 |
| 1989-90 | Auburn-Montgomery | 13-15 | .464 |
| 1988-89 | Auburn-Montgomery | 20-11 | .645 |
| 1987-88 | Auburn-Montgomery | 21-7 | .750 |
| 1986-87 | Auburn-Montgomery | 20-11 | .645 |
| 1984-85 | Truett-McConnell | 28-6 | .824 |
| 1983-84 | Truett-McConnell | 23-4 | .852 |
| 1982-83 | Truett-McConnell | 23-4 | .852 |
| 1981-82 | Truett-McConnell | 24-6 | .800 |
| 1980-81 | Truett-McConnell | 31-6 | .838 |
| 1979-80 | Truett-McConnell | 36-2 | .947 |
| 1978-79 | Truett-McConnell | 27-4 | .871 |
| 1977-78 | Truett-McConnell | 25-6 | .806 |
| 1976-77 | Truett-McConnell | 17-8 | .680 |
| Career | 3 Schools | 664-228 | .749 |
| 11 Years | Kennesaw State | 212-108 | .663 |
| 9 Years | Truett-McConnell | 234-46 | .836 |
| 9 Years | Auburn-Montgomery | 218-74 | .747 |

30-Win Seasons

- 36 - 1979-80 (Truett-McConnell)
- 34 - 1994-95 (Auburn-Montgomery)
- 34 - 1993-94 (Auburn-Montgomery)
- 31 - 1980-81 (Truett-McConnell)
- 30 - 1996-97 (Kennesaw State)



Coaching Staff



Sarah Coleman
Assistant Coach

Sarah Coleman is back for her seventh season as assistant coach for Kennesaw State. After completing a successful four-year career as a player at Kennesaw State in 1999, Coleman joined the Lady Owls staff as a student assistant for the 1999-00, as Second Assistant from 2000 to 2004, and now, as First Assistant and Recruiting Coordinator.

In the past seven years, Coleman has been involved in almost every facet of the Lady Owls program. She has worked with recruiting, team travel, film exchange and game breakdown and strength and conditioning. Being a student-athlete and now a coach at KSU, Coach Coleman brings knowledge and commitment to the KSU women's basketball program that has allowed her to become a key force in the Lady Owls' coaching staff.

A stellar student, Coleman was a two-time member of the Peach Belt Conference Honor Roll. She received her bachelor's degree in Communications from Kennesaw State in 2000 and recently earned her Master's in Public Administration in the spring of 2006.

In addition to her role as Recruiting Coordinator, Coleman works closely with the post players. She also scouts opponents, oversees academic progress and serves as a liaison between the Lady Owls' Booster Club and the coaching staff. Coach Coleman is Camp Coordinator for the Lady Owls' Summer Basketball Camp Program.

Coach Coleman has administered and been involved in many camps and clinics throughout the years. She has administered YMCA basketball summer camps and coaching clinics as well as worked at Sylvia Hatchell's UNC Basketball Team Camp in Chapel Hill, North Carolina. She has also been a member of the Women's Basketball Coaches Association for the last six years.

Born March 31, 1977, Coleman grew up in Folkston, Georgia and graduated from Charlton County High School in 1995. She earned all-state honors in both basketball and softball in her time at CCHS. Coleman now makes her home in Atlanta and enjoys reading, playing golf and spending time in the North Georgia Mountains in her free time.





Coaching Staff



James Black
Assistant Coach

James Black will be entering his first season as assistant coach for the Lady Owls after spending the last seven seasons at Augustana College serving as both a head coach and an assistant.

A native of Oak Ridge, Tennessee, Black comes to the Lady Owls program after spending the last five seasons as head coach of Augustana, a Division III school in Rock Island, Illinois. Prior to his head coaching duties he was the Vikings assistant for two seasons.

Black will assist in all aspects for the Lady Owls program, including on-court coaching and academic support. In addition, he will also help with film exchange and the development of guards. Also, Black will focus on recruiting in the south and in the Midwest as well as assisting in the summer camps program.

While the head coach at Augustana, Black managed all aspects of the program and is a disciplinarian both on and off the court; he led the Vikings to their best finish since 1993 and

had at least one Academic All-American Nominee in four of the five years.

Prior to his time at Augustana, Black spent two years as an assistant coach at Morehead State University. He began his coaching career at Walters State Community College in Morristown, Tennessee, where he spent ten years as an assistant.

In addition to his coaching skills, Black has shown to be an innovator in fund-raising and satellite programs around women's basketball. While at Augustana he developed ball girl programs, community service programs and initiated the first all-girls basketball camp.

As a player, Black began his career playing at Roane State Community College in Harriman, Tennessee. After transferring to Lee College, his career was cut short due to a knee injury.

A member of the Black Coaches Association and the Women's Basketball Coaching Association, Coach Black is excited to be a new part of the KSU family.



Yolisha Jackson-Daniels
Graduate Assistant Coach

Yolisha Jackson-Daniels is back for her second year on the KSU staff, working as a graduate assistant coach. Jackson-Daniels comes to the Lady Owls after a successful career as a player at Jacksonville University.

Among her duties this season, Jackson-Daniels will be assisting Sarah Coleman in working with post players and adding on the floor coaching input and analysis. In addition, she will be in charge of film exchange and academic progress.

As a four-year star for Jacksonville, Jackson-Daniels ended her stellar playing career as the second player in JU history to score over 1,000 points in her career. She also left the Dolphins as the single-season record holder for points per game, points scored and career free-throws made.

She was also named an All-Atlantic Sun Academic All-

Conference selection as well as being a former conference Player of the Week and two-time team Most Valuable Player. She had her career limited by a pair of knee injuries suffered in her junior year and the later half of her senior season.

Jackson-Daniels received her undergraduate degree from Jacksonville in Physical education, she is currently pursuing a Masters degree in Public Administration.

Jackson-Daniels works diligently with the Big Boys and Big Girls Club of Clarksville, Tennessee, where she serves on the Board of Directors. She also works with youth camps around the southeast and has spent time working at numerous collegiate and professional camps.

A native of Clarksville, Tennessee, Jackson-Daniels is recently married to former Jacksonville basketball player, James Daniels. The couple makes their home in Decatur.

Our burritos aren't fat, they're just big boned



At Willy's our food is prepared fresh on site- no microwaves or freezers.

WILLY'S
MEXICANA GRILL



WWW.WILLYS.COM

15 Atlanta locations

VEGETARIAN-FRIENDLY MENU!

We offer marinated and grilled tofu and our beans & rice are cooked daily using no lard or animal products. Our salsas and guacamole are prepared from scratch using only top quality produce.

Let Willy's cater your next event, 404-422-7107

Player Profiles





Player Profiles



15

Nikki Gurley

Guard


5-6 • Jr. • Blairsville, Georgia • Union County High School • Sport Marketing

2005-06: Appeared in all 27 KSU's games and started in five of them...averaged 7.6 points and 1.6 rebounds per game...led the Lady Owls with 51 three-pointers made...finished fifth in the A-Sun with 1.89 three-pointers made per game...her .750 free-throw average was tied for second-best on the team in '05-'06...posted a career-high 25 points, including seven three-point baskets, in the Lady Owls' loss at Jacksonville State (12/5/05)...had nine double-digit scoring games, including the last three of the season...hit six three-pointers and scored 24 points in KSU's season opener at Furman (11/18/05)...led the Lady Owls with 17 points against Maine (11/25/05)...posted a career-best three steals against Mercer (1/26/06)...her 16 points, including four three-pointers, were key in the Lady Owls win at Lipscomb (2/18/06)...tied a career-high with five rebounds in KSU's win over Mercer at the KSU Convocation Center (2/26/06).

2004-05: Averaged 5.8 points and 1.8 rebounds last year...played in 26 games, starting one, and averaged 14.9 minutes per game...shot 31.8 (28-for-88) from behind the three-point line and 69.8 (30-for-43) from the free throw line...had six double-digit scoring games, including scoring a then career-high 18 points against Alabama-Huntsville (12/4/04)...netted 14 points and knocked down three three-pointers against Southern Polytechnic in her first collegiate game (11/16/04)...went 5-for-9 from three-point range in scoring 17 points against UNC Pembroke (2/19/05).

Prep Career: Nikki came to Kennesaw State after a phenomenal career at Union County High School where she was team captain in her final two years...was a three-time First Team All-Region selection...averaged 14.2 points and 4.2 rebounds per game and scored over 1,500 points (1,509) in her four years at Union County...after averaging 20 points per contest in her senior season, she was selected to the GACA North/South All-Star team...set a school record and career-high for points with a 41-point performance against Andrews High School...finished her senior season as the team leader in points, points per game, steals, and free-throw percentage...had 108 steals as a senior and finished her career with a total of 284...received her team's Best Offensive Player Award for three consecutive seasons (2001-04).

Personal: Nikki was born Nikki Lee Gurley on April 7, 1986 in Blairsville, Georgia...she is the daughter of Mike and Lisa Gurley...Nikki is majoring in Sport Marketing.





Player Profiles

12

5-7 • Jr. • Orangeburg, South Carolina • Orangeburg-Wilkinson High School • Sport Marketing

Jade Robinson

Guard



2005-06: Saw action in 24 of the Lady Owls' games and started six of those contests...averaged 1.0 point and 1.3 rebounds per game...averaged 9.3 minutes per game during her sophomore season...notched a career-high six points and played a career-best 31 minutes against Florida Atlantic (1/14/06)...twice secured a personal-best five rebounds, once against Florida Atlantic (1/14/06) and again in the Lady Owls' win over Agnes-Scott (2/7/06)...had back-to-back games where she set her career-high in steals with three against South Dakota State (1/10/06) and FAU (1/16/06)...was 10-of-19 from the free throw line during her sophomore season.

2004-05: Averaged 0.8 points and 0.5 rebounds a game as a freshman...played in 17 games, averaging 4.6 minutes per contest...hit two three-pointers in ten attempts...played 11 minutes in back-to-back games against GCS&U (1/12/05) and USC Upstate (1/15/05).

Prep Career: Jade came to Kennesaw State after a successful career at Orangeburg-Wilkinson High School...was a four-year starter for the Lady Bruins and averaged 10.2 point per game while adding 5.6 rebounds, 3.1 steals and 3.9 assists for head coach Lyman Foster...she was an All-Region selection in both 2002-03 and 2003-04...selected as the Time and Democrat Player of the Week for the week of March 1, 2004...was a recipient of Orangeburg-Wilkinson's 2003-04 Coaches Award given for leadership and knowledge of the game...had two of her best games on the season in the state playoffs in 2003-04...scored a game-high 15 points and added nine rebounds to lead her team to a 45-31 win over Mauldin High School in the South Carolina State Semifinals...in that game, she also blocked four shots while dishing out four assists and hitting on four three-pointers...hit a trio of three-pointers in the state semifinals as she scored a team-high 16 points and grabbed seven rebounds in a loss to Dorman.

Personal: Jade was born Jade Jihan Robinson on September 12, 1986 in Orangeburg, South Carolina...she is the daughter of James and Priscilla Robinson...she has two brothers, Jamaal (29) and Joel (23)...Jade is majoring in Sport Management.



Player Profiles



32

Katie Martin

Guard

5-6 • Jr. • Marietta, Georgia • Lassiter High School • Social Science Education



2005-06: Saw action in nine of KSU's games during her sophomore season...was perfect from the field (1-for-1) and from the free throw line as she netted a career-high five points at Florida Atlantic (2/1/06)...doubled her career-high with 11 minutes played and posted a season-high two rebounds in the Lady Owls' win over Agnes Scott (2/7/06)...dished out an assist in KSU's home win over Mercer (2/26/06)...was a 2005-06 Atlantic Sun Conference All-Academic Team selection.

2004-05: Katie played in seven games last season for the Owls, averaging 0.7 points and 0.6 rebounds per game...averaged 2.9 minutes per contest...appeared in back-to-back games on 12/1/04 against West Georgia and 12/4/04 against Alabama Huntsville, playing a season-high five minutes in both games...was a member of the 2004-05 Peach Belt Presidential Honor Roll and the KSU President's List.

Prep Career: Katie is a local product that came to KSU after a stellar career at Lassiter High School in Marietta, Georgia...holds four all-time records for the Lady Trojans: most three-pointers in a career (86), most three-pointers in a single game (6), best career free-throw percentage (73.6), and most defensive charges taken (38)...averaged 10.3 points and 3.0 assists per game over her three-year career...garnered a place on the Atlanta Tip-Off Club Metro Team of the Month in December 2003...increased her scoring average in each of her three seasons by at least 2.0 points per games...scored 281 points and averaged 11.7 points per contest her senior year...finished her high school career with 213 assists.

Personal: Katie was born Katie Jane Martin on September 15, 1985 in Marietta, Georgia...she is the daughter of Gerald and Jane Martin...she has a younger brother, Matt (19)...Katie is the Lady Owls' Student Activities Advisory Committee representative and is majoring in Social Science Education.



Player Profiles



22

Ngoneh Gaye

Forward


6-0 • Forward • So. (RS) • Pawtucket, Rhode Island • Blair Academy • Undecided

2005-06: Saw action in all 27 of the Lady Owls' games, while garnering eight starts...averaged 6.0 points per game and finished second on the team with 5.4 rebounds per contest...led the Lady Owls with 20 blocks and a .421 field-goal percentage...finished 10th in the A-Sun with 2.48 offensive rebounds per game...posted a career-high 13 points against East Tennessee State (1/16/06)...had six double-figure scoring games, including an 11-point outing at East Tennessee State (1/2/06) and four times scoring 10 points...grabbed a career-best 10 rebounds in KSU's loss at West Virginia (12/21/05)...started five straight games from 12/21/05 to 1/10/06.

2004-05: Redshirted.

Prep Career: Ngoneh came to KSU after playing her prep ball at Blair Academy in Pawtucket, Rhode Island...she was a First Team All-State selection while averaging 15.2 points and 10.3 rebounds per game...led her school to the Rhode Island State Championship Game before losing to Paddy Academy...was a First Team All-State selection at Shea High School her junior year...is the all-time scoring leader and rebounder at Shea HS where she scored over 2,000 points and gathered over 2,000 rebounds in just three years...averaged 25 points and 21 rebounds per contest at Shea...was a member of the 2000-01 Rhode Island State Championship team...in the final game, she scored 36 points and grabbed 19 rebounds while being named the tournament's Most Valuable Player...was a six-time NBC/Providence Journal Player of the Week selection.

Personal: Ngoneh was born Ngoneh Ashley Gaye on August 3, 1985 in Pawtucket, Rhode Island...she is the daughter of Adama Mbye...she has an older brother, Babou Latte (24)...Ngoneh is still undecided on her major.





Player Profiles



44

Stephanie Searce

Center

6-1 • So. (RS) • Blue Ridge, Georgia • Fannin County High School • Communications

2005-06: Medical redshirt due to a knee injury suffered just before the start of the season.

2004-05: Averaged 9.0 points and 6.0 rebounds per game during her freshman season, playing in all 30 games and starting 25...shot a solid 43.4% (98-for-226) from the field and 68.9% (73-for-106) from the free throw line...her 78 offensive rebounds was second most on the team, trailing only Shavonder Clarke's 105...recorded 12 double-digits scoring games, including registering three in a row (2/19/05-2/16/05)...had the first of her three double-doubles in her first collegiate game against Southern Poly when she scored 18 points and ripped down 13 rebounds (11/16/04)...netted a season-high 24 points, thanks in large part to going 12-for-13 from the charity stripe, versus West Georgia (12/13/04)...grabbed a season-high 15 rebounds against Francis Marion on (1/29/05)...went 8-for-14 from the field and scored 18 points against USC Upstate on (1/15/05).

Prep Career: Stephanie came to KSU after a sensational three-year career at Fannin County High School in Blue Ridge, Georgia...she ended her career No. 3 on the school's all-time scoring list with 1,375 points, just 25 shy from the all-time record...was also second on the career rebounding list with 799...averaged 17.3 points and 8.9 rebounds per game and shot 75 percent from the free-throw line during her senior season...was a Second Team All-State selection in 2003-04 and was a First Team selection after her sophomore season in 2001-02...suffered an ACL injury which forced her to miss her entire junior season...when she returned to the Lady Rebels, she guided Fannin County to a state runner-up finish in 2003-04...graduated with honors and was ranked 26th in her graduating class...was a member of her high school Honor Roll for each of her four years and was a member of the National Honor Society for three years.

Personal: Stephanie was Stephanie Maree Searce born on March 20, 1986 in Cleveland, Tennessee...she is the daughter of Mike and Yvette Searce...Stephanie is majoring in Communications.





Player Profiles



24

Jennifer Baker

Guard

5-9 • So • Soperton, Georgia • Treutlen High School • Chemistry

2005-06: Played in all 27 of the Lady Owls' games and started in 22 of them...her 7.0 points per game average led all KSU freshmen last year...played an average of 24.5 minutes per game...gathered 107 total rebounds and posted 41 assists, both of which were third on the team...ended the season 13th in the A-Sun with 2.22 offensive rebounds per game...posted her career-high with 21 points in the season opener at Furman (11/18/05)...secured her first career double-double with 14 points and 13 rebounds at Belmont (2/16/06)...her 19 points were instrumental in the Lady Owls' 87-79 win at Lipscomb (2/18/06)...dished out a season-high five assists in KSU's home loss to Belmont (12/3/05)...added 10 points and five rebounds versus Florida Atlantic (2/1/06)... was a 2005-06 Atlantic Sun Conference All-Academic Team selection.

Prep Career: Jennifer joined the Owls prepping at Truetlen High School in Soperton, Georgia...was a Class A First Team All-State selection, averaging 23 points, five rebounds and five assists per game...was named to the Atlanta Journal Constitution's All-State Second Team...made the First Team All-Conference last season and was the top rebounder and dished out the most assists in the Region...was a four-year letterwinner with the Vikings...scored over 1,900 points and averaged over 20 points per game in her four-year career...was a three-time All-Heart of Georgia selection by the Dublin Courier Herald.

Personal: Jennifer was born Jennifer Marie Baker on July 9, 1987 in Dublin, Georgia...she is the daughter of Jane Baker...she has two siblings, Frederick (31) and Jessica (21)...Jennifer is a Chemistry major.



Player Profiles



25

5-9 • So • Jonesboro, Georgia • North Clayton High School • Health and Exercise Science

Ashley Johnson

Guard

2005-06: Played in all 27 of the Lady Owls' games and started in the last 21...averaged 5.1 points and 2.2 rebounds during her freshman campaign...scored a career-best 14 points and added three assists in the Lady Owls' win over Lipscomb (2/18/06)...posted 12 points and grabbed a career-high five rebounds at Florida Atlantic (2/1/06)...added 11 points in KSU's overtime loss to North Florida (2/9/06)...dished out a career-best five assists at Mercer (1/26/06)...posted a season-best five steals at North Florida (1/7/06)... was a 2005-06 Atlantic Sun Conference All-Academic Team selection.

Prep Career: Ashley came to Kennesaw State after playing at North Clayton High School in Riverdale, Georgia...was selected as a 2005 Honorable Mention Class AAAA All-State member by the Georgia Sports Writers Association...was a two-time team MVP and a four-year letterwinner...made the All-Area First team and was named as an All-American candidate as a senior...led her team in assists and charges taken.

Personal: Ashley was born Ashley Shenae Johnson on July 16, 1987 in College Park, Georgia...she is the daughter of Galen and Eyvonne Johnson...she has two younger siblings, Khyla (16) and Darrius (13)...Ashley is majoring in Health and Exercise Science.



55

5-10 • Fr • Fort Benning, Georgia • Kendrick High School • Early Childhood Development

Rosetta Hollis

Forward

Prep Career: Rosetta comes to Kennesaw State after a very successful career at Kendrick High School in Columbus, Georgia...a two-time All-State selection in 2004-05 and 2005-06...twice voted the All Bi-City Most Valuable Player...twice named the Columbus Ledger-Enquirer's Player of the Week...ten times scored over 20 points during her senior season to lead Kendrick to an undefeated regular season and a spot in the state final four...posted 23 points and eight rebounds in a 59-50 win over cross-town

rival Columbus High School...as a junior, averaged 19 points and 10 rebounds per game as she led the Cherokees to a 31-1 record.

Personal: Rosetta was born Rosetta Consuela Hollis on November 17, 1987 in Columbus, Georgia...she is the daughter of Rose and Terrence Davis...she has three younger siblings, D'Samone (16), Stefon (14) and Terrence (6)...Rosetta is majoring in Early Childhood Development.

Player Profiles



30

DeAndrea Bullock

Guard

5-9 • Fr • Columbia, Tennessee • Columbia Central High School • Undecided

Prep Career: DeAndrea comes the Lady Owls' program after a marvelous prep career at Central High School in Columbia, Tennessee...a McDonald's All-American nominee during her senior season...was an All-District and All-Region selection for her final three years...a four-year starter and three-year captain, she ended her career with 1,399 points...as a senior, she led Central in scoring with 13.0 points per game and finished the year

averaging eight rebound, three assists and four steals per contest.

Personal: DeAndrea was born DeAndrea Dna Bullock on April 28, 1988 in Columbia, Tennessee...is the daughter of Andrea Bullock and Yvette Lockridge...has an older sister, Kinani Sharp (26)...is majoring in Exercise and Health Science.



20

Gia Lockett

Guard

5-8 • Fr • Snellville, Georgia • South Gwinnett High School • Undecided

Prep Career: Gia comes to KSU after a stellar career for South Gwinnett High School in Snellville, Georgia...twice selected to the Georgia All-State Team...leaves the school as the third all-time scoring leader with 1,386 points and tops in steals...as a senior, scored 14 points in 8-AAAAA State Championship game where SGHS fell 65-55 to Collins Hill...four-time All-Gwinnett County selection...select-

ed as a 4SHOT Hoops Preseason Elite selection...led South Gwinnett to the state title as a junior.

Personal: Gia was born Gia Lyn Lockett on March 29, 1988 in Atlanta, Georgia...is the daughter of Greg and Shireen Lockett...has three siblings, Nicole (35), Dante (30) and Greg (19)...is undecided on a major.



10

JoeDonna Molden

Guard

5-9 • Fr • Edison, Georgia • Calhoun County High School • Undecided

Prep Career: JoeDonna makes her way to Kennesaw State after a successful career for head coach Mike Williams and Calhoun County High School in Edison, Georgia...averaged 18 points and seven assists per game as a senior...scored her 1,000th point in her final home game versus Taylor County...became first player out of her school to sign to play for a Division I school...led CCHS to a second place finish in region 2-A...excelled in the classroom as she was Valedictorian

of her graduating class and president of the FFA, the Beta Club and the Calhoun County Youth Advisory Council.

Personal: JoeDonna was born JoeDonna Molden on September 14, 1987 in Cuthbert, Georgia...is the daughter of JoAnn and Donald Molden...has two sisters, JoeResa (23) and Jessica (14)...she is majoring in Exercise and Health Science.



Player Profiles



42

Montinique Nixon


Center

6-2 • Fr • Virginia Beach, Virginia • Green Run High School • Undecided

Prep Career: Comes to Kennesaw State after a successful career at Green Run High School in South Hampton Roads, Virginia...was named team Most Valuable Player and won the Coaches Award in her senior year...was awarded the Best Defensive Player Award in her junior season...averaged eight points and 10.1 rebounds a game

last year...finished her junior season with 101 blocks. Personal: Was born Montinique Renee Nixon on December 9, 1987 in Portsmouth, Virginia...is the daughter of Linda and Monty Nixon...has three siblings, Wayne Welcome (23), Kira Welcome and Monty Nixon (16)...is majoring in Sport Management.

Opponents





KSU WBB Opponent's Quick Facts

Jacksonville State GAMECOCKS

November 10 at Kennesaw, GA



General Information

Location Jacksonville, Alabama
 Enrollment 8,930
 Conference Ohio Valley
 Home Facility Pete Mathews Coliseum (5,500)
 Colors Red and Black
 President Bill Meehan
 Athletic Director Jim Fuller

Basketball Information

Head Coach Becky Geyer (1st season)
 Record at School 0-0
 Overall Record same
 Assistant Coaches Amy Spear, Marcus Reilly,
 McKell Copeland
 2005-06 Record 11-17
 Conference Finish 9-11/

Series Information

Series Record Jacksonville State leads, 5-4
 Last Meeting 05-06, Jacksonville State w. 92-87

Sports Information

Basketball SID Greg Seitz
 Phone (256) 782-5279
 Fax 256-782-5958
 Email gseitz@jsu.edu
 Web www.jsugamecocksports.com

IPFW MASTADONS

November 17 at Asheville, NC



General Information

Location Fort Wayne, Indiana
 Enrollment 11,757
 Conference Independent
 Home Facility Hillard Gates Sports Center (2,800)
 Colors Royal Blue and White
 President Dr. Michael A Wartell
 Athletic Director Mark Pope

Basketball Information

Head Coach Chris Paul (2nd season)
 Record at School 6-14 (.300)
 Overall Record same
 Assistant Coaches Mahogany Green, Jenny Green
 2005-06 Record 7-21
 Conference Finish N/A

Series Information

Series Record 0-0
 Last Meeting This is the first meeting

Sports Information

Basketball SID Christine Francies
 Phone (260) 481-0729
 Fax (260) 481-6002
 Email francies@ipfw.edu
 Web www.ipfw.edu/athletics

Winthrop EAGLES

November 25 at Rock Hill, SC



General Information

Location Rock Hill, South Carolina
 Enrollment 6,500
 Conference Big South
 Home Facility Winthrop Coliseum (6,100)
 Colors Garnet and Gold
 President Dr. Anthony J. DiGiorgio
 Athletic Director Tom Hickman

Basketball Information

Head Coach Bud Childers (3rd season)
 Record at School 16-41 (.281)
 Overall Record 401-280 (.589)
 Assistant Coaches Laquanda Dawkins, Jodi Davis
 2005-06 Record 14-15
 Conference Finish 7-7/1-3rd

Series Information

Series Record 0-0
 Last Meeting This is the first meeting

Sports Information

Basketball SID Jack Frost
 Phone (803) 323-2129 ext. 6245
 Fax (803) 323-2433
 Email frostj@winthrop.edu
 Web www.winthroppeagles.com

Stetson HATTERS

November 30 at DeLand, FL
March 4 at Kennesaw, GA

General Information

Location: Deland, Florida
 Enrollment 2,300
 Conference Atlantic Sun
 Home Facility Edmunds Center (5,000)
 Colors Green and White
 President Dr. H. Douglas Lee
 Athletic Director Jeff Altier

Basketball Information

Head Coach Dee Romine (14th season)
 Record at School 170-193 (.468)
 Overall Record 292-297 (.496)
 Assistant Coaches Debbie Gadd, Tracy Schmidt
 2005-06 Record 9-19
 Conference Finish 7-13/9th

Series Information

Series Record Stetson leads, 2-0
 Last Meeting 05-06, Stetson w. 58-55

Sports Information

Basketball SID Salina Hood
 Phone (386) 822-8131
 Fax (386) 822-8130
 Email shood@stetson.edu
 Web www.stetson.edu/athletics/

Mercer BEARS

December 2 at Macon, GA
March 2 at Kennesaw, GA

General Information

Location Macon, Georgia
 Enrollment 7,400
 Conference Atlantic Sun
 Home Facility University Center (3,200)
 Colors Orange and Black
 President Dr. R. Kirby Godsey
 Athletic Director Bobby Pope

Basketball Information

Head Coach Sybil Blalock (1st)
 Record at School 0-0 (.000)
 Overall Record 0-0 (.000)
 Assistant Coaches Toby Bush, Emily Klaemer
 2005-06 Record 14-15
 Conference Finish 10-10/5th

Series Information

Series Record Series tied, 1-1
 Last Meeting 05-06, Kennesaw State w. 75-65

Sports Information

Basketball SID Steven Ericson
 Phone (478) 301-5219
 Fax (478) 301-5350
 Email ericson_sp@mercer.edu
 Web www.mercerbears.com

Georgia Tech YELLOW JACKETS

December 6 at Atlanta, GA



General Information

Location Atlanta, Georgia
 Enrollment 16,000
 Conference Atlantic Coast Conference
 Home Facility Alexander Memorial Coliseum (9,191)
 Colors Old Gold and White
 President Dr. G Wayne Clough
 Athletic Director Dave Braine

Basketball Information

Head Coach MaChelle Joseph (4th season)
 Record at School 40-41 (.494)
 Overall Record same
 Assistant Coaches Seth Kushkin, Sytia Messer, Sadiya Jones
 2005-06 Record 13-12
 Conference Finish 2-10/11th

Series Information

Series Record Georgia Tech leads, 1-0
 Last Meeting 82-83, Georgia Tech w. 68-55

Sports Information

Basketball SID Cheryl Watts
 Phone (404) 894-5445
 Fax (404) 894-1248
 Email cwatts@at.gtaa.gatech.edu
 Web www.ramblinreck.com



KSU WBB Opponent's Quick Facts

Clemson TIGERS

December 10 at Clemson, SC



General Information

| | |
|-------------------|---------------------------------|
| Location | Clemson, South Carolina |
| Enrollment | 17,181 |
| Conference | Atlantic Coast Conference |
| Home Facility | Littlejohn Coliseum (9,850) |
| Colors | Burnt Orange & Northwest Purple |
| President | James F. Barker |
| Athletic Director | Dr. Terry Don Phillips |

Basketball Information

| | |
|-------------------|--|
| Head Coach | Cristy McKinney (2nd season) |
| Record at School | 8-20 (.286) |
| Overall Record | 224-159 (.585) |
| Assistant Coaches | Shanice Stephens, Ito Coleman, Todd Steelman |
| 2005-06 Record | 8-21 |
| Conference Finish | 2-12/12th |

Series Information

| | |
|---------------|---------------------------|
| Series Record | 0-0 |
| Last Meeting | This is the first meeting |

Sports Information

| | |
|----------------|-----------------------|
| Basketball SID | Christine Long |
| Phone | (864) 656-2114 |
| Fax | (864) 656-0299 |
| Email | longc@clemson.edu |
| Web | www.clemsontigers.com |

Charleston Southern BUCCANEERS

December 16 at Kennesaw, GA



General Information

| | |
|-------------------|----------------------------|
| Location | Charleston, South Carolina |
| Enrollment | 2,875 |
| Conference | Big South Conference |
| Home Facility | CSU Field House (790) |
| Colors | Blue and Gold |
| President | Dr. Jairy C. Hunter |
| Athletic Director | Hank Small |

Basketball Information

| | |
|-------------------|-------------------------------|
| Head Coach | Julie Goodenough (1st season) |
| Record at School | 0-0 |
| Overall Record | 211-115 (.647) |
| Assistant Coaches | Kendra Anderson, Beth Jillson |
| 2005-06 Record | 7-21 |
| Conference Finish | 1-13 |

Series Information

| | |
|---------------|---------------------------|
| Series Record | 0-0 |
| Last Meeting | This is the first meeting |

Sports Information

| | |
|----------------|------------------------------------|
| Basketball SID | Blake Freeland |
| Phone | (843) 863-7687 |
| Fax | (843) 863-7676 |
| Email | bfreeland@csuniv.edu |
| Web | http://csusports.athleticsite.com/ |

Austin Peay LADY GOVS

December 19 at Asheville, NC



General Information

| | |
|-------------------|------------------------|
| Location | Clarksville, Tennessee |
| Enrollment | 8,536 |
| Conference | Ohio Valley |
| Home Facility | Dunn Center (7,600) |
| Colors | Red and White |
| President | Dr. Sherry Hoppe |
| Athletic Director | Dave Loos |

Basketball Information

| | |
|-------------------|-----------------------------|
| Head Coach | Carrie Daniels (1st season) |
| Record at School | 0-0 |
| Overall Record | same |
| Assistant Coaches | Camryn Whitaker, TBA |
| 2005-06 Record | 15-13 |
| Conference Finish | 12-8 |

Series Information

| | |
|---------------|---------------------------|
| Series Record | 0-0 |
| Last Meeting | This is the first meeting |

Sports Information

| | |
|----------------|--------------------------|
| Basketball SID | Cody Bush |
| Phone | (931) 221-7561 |
| Fax | (931) 221-7562 |
| Email | bushc@apsu.edu |
| Web | www.apsu.edu/letsgoapeay |

UNC Asheville BULLDOGS

December 29 at Macon, GA



General Information

| | |
|-------------------|---------------------------|
| Location | Asheville, North Carolina |
| Enrollment | 3,500 |
| Conference | Big South |
| Home Facility | Justice Center (1,100) |
| Colors | Royal Blue and White |
| President | Dr. Anne Ponder |
| Athletic Director | Janet Cone |

Basketball Information

| | |
|-------------------|--|
| Head Coach | Betsy Bloese (5th season) |
| Record at School | 55-59 (.482) |
| Overall Record | 169-136 (.554) |
| Assistant Coaches | Adell Harris, Stephen Joyner, Summer Erb |
| 2005-06 Record | 15-13 |
| Conference Finish | 6-8 |

Series Information

| | |
|---------------|---------------------------|
| Series Record | 0-0 |
| Last Meeting | This is the first meeting |

Sports Information

| | |
|----------------|----------------------|
| Basketball SID | Everett Hutto |
| Phone | (828) 251-6923 |
| Fax | (828) 251-6386 |
| Email | ehutto@unca.edu |
| Web | www.uncabulldogs.com |

Savannah State TIGERS

December 30 at Macon, GA



General Information

| | |
|-------------------|------------------------------|
| Location | Savannah, Georgia |
| Enrollment | 2,800 |
| Conference | NCAA Division I Independent |
| Home Facility | Tiger Arena (6,000) |
| Colors | Burnt Orange and Reflex Blue |
| President | Dr. Carlton E. Brown |
| Athletic Director | Robert O'Neal |

Basketball Information

| | |
|-------------------|--------------------|
| Head Coach | Cedric Baker (4th) |
| Record at School | 16-66 (.122) |
| Overall Record | 16-66 (.122) |
| Assistant Coaches | TBA |
| 2005-06 Record | 4-24 |
| Conference Finish | N/A |

Series Information

| | |
|---------------|---------------------------|
| Series Record | 0-0 |
| Last Meeting | This is the first meeting |

Sports Information

| | |
|----------------|------------------------|
| Basketball SID | Opio Mashanki |
| Phone | 912-356-2446 |
| Fax | 912-353-3073 |
| Email | mashanki@savstate.edu |
| Web | www.savstatesports.com |

Belmont BRUINS

January 4 at Kennesaw, GA
February 3 at Nashville, TN



General Information

| | |
|-------------------|---------------------------|
| Location | Nashville, TN |
| Enrollment | 4,319 |
| Conference | Atlantic Sun |
| Home Facility | Curb Event Center (5,000) |
| Colors | Navy, Red, and White |
| President | Robert C. Fisher |
| Athletic Director | Mike Strickland |

Basketball Information

| | |
|-------------------|--|
| Head Coach | Tony Cross (22nd season) |
| Record at School | 478-204 (.701) |
| Overall Record | same |
| Assistant Coaches | Donna Brown, Beth Stewart-Stark, Kelly Buckles |
| 2005-06 Record | 22-8 |
| Conference Finish | 17-3/1st |

Series Information

| | |
|---------------|-------------------------|
| Series Record | Belmont leads, 2-0 |
| Last Meeting | 05-06, Belmont w. 73-58 |

Sports Information

| | |
|----------------|----------------------------|
| Basketball SID | Kenisha Rhone |
| Phone | (615) 460-5990 |
| Fax | (615) 460-5584 |
| Email | rhonek@mail.belmont.edu |
| Web | www.belmont.edu/athletics/ |

KSU WBB Opponent's Quick Facts

Lipscomb BISONS

January 6 at Kennesaw, GA
February 1 at Nashville, TN



General Information

Location..... Nashville, TN
Enrollment..... 2,643
Conference..... Atlantic Sun
Home Facility..... Allen Arena (5,000)
Colors..... Purple and Gold
President..... Dr. L. Randolph Lowry III
Athletic Director..... Dr. Steve Potts

Basketball Information

Head Coach..... Frank Bennet (27th season)
Record at School..... 539-302 (.641)
Overall Record..... same
Assistant Coaches..... Billy Snell, Cheryl Smith
2005-06 Record..... 6-21
Conference Finish..... 5-15/10th

Series Information

Series Record..... Kennesaw State leads, 2-0
Last Meeting..... 05-06, KSU w. 87-79

Sports Information

Basketball SID..... Dr. Mark McGee
Phone..... (615) 279-5862
Fax..... (615) 269-1806
Email..... mak.mcgee@lipscomb.edu
Web..... www.lipscombsports.com

Campbell CAMELS

January 13 at Buies Creek, NC
February 8 at Kennesaw, GA



General Information

Location..... Buies Creek, NC
Enrollment..... 10,471
Conference..... Atlantic Sun
Home Facility..... Carter Gym (947)
Colors..... Black and Orange
President..... Dr. Jerry M. Wallace
Athletic Director..... Stan Williamson

Basketball Information

Head Coach..... Wanda Watkins (26th season)
Record at School..... 401-288 (.582)
Overall Record..... same
2005-06 Record..... 11-18
Conference Finish..... 10-10/5th

Series Information

Series Record..... Campbell leads, 2-0
Last Meeting..... 05-06, Campbell w. 66-52

Sports Information

Basketball SID..... Adam Prendergast
Phone..... (910) 893-1369
Fax..... (910) 893-1330
Email..... predergasta@campbell.edu
Web..... http://www.gocamels.com/

Jacksonville DOLPHINS

January 18 at Kennesaw, GA
February 17 at Jacksonville, FL



General Information

Location..... Jacksonville, FL
Enrollment..... 2,632
Conference..... Atlantic Sun
Home Facility..... Swisher Gymnasium (1,500)
Colors..... Green and White
President..... Dr. Kerry Romesburg
Athletic Director..... Alan Verlander

Basketball Information

Head Coach..... Jill Dunn (3rd season)
Record at School..... 16-39 (.291)
Overall Record..... 39-72 (.351)
Assistant Coaches..... Dee Pennix, Andrea Williams
2005-06 Record..... 10-18
Conference Finish..... 7-13/T-8th

Series Information

Series Record..... Series tied, 1-1
Last Meeting..... 05-06, Jacksonville w. 66-63

Sports Information

Basketball SID..... Josh Ellis
Phone..... (904) 256-7402
Fax..... (904) 256-7179
Email..... jellis1@ju.edu
Web..... www.judolphins.com

North Florida OSPREYS

January 20 at Kennesaw, GA
February 15 at Jacksonville, Fla.



General Information

Location..... Jacksonville, FL
Enrollment..... 14,120
Conference..... Atlantic Sun
Home Facility..... UNF Arena (5,800)
Colors..... Navy Blue and Grey
President..... John Delaney
Athletic Director..... Dr. Richard Gropper

Basketball Information

Head Coach..... Mary Tappmeyer (15th season)
Record at School..... 217-179 (.548)
Overall Record..... 312-261 (.545)
Assistant Coaches..... Nancy Miller, Tish Perry
2005-06 Record..... 11-17
Conference Finish..... 9-11/7th

Series Information

Series Record..... Kennesaw State leads, 9-8
Last Meeting..... 05-06, UNF w. 75-73 (OT)

Sports Information

Basketball SID..... Tom Strother
Phone..... (904) 620-4026
Fax..... (904) 620-2821
Email..... tstrother@unf.edu
Web..... www.unfospreys.com

Gardner-Webb BULLDOGS

January 11 at Boiling Springs, NC
February 10 at Kennesaw, GA



General Information

Location..... Boiling Springs, NC
Enrollment..... 3,900
Conference..... Atlantic Sun
Home Facility..... Paul Porter Arena
Colors..... Red and Black
President..... Dr. Frank Bonner
Athletic Director..... Chuck Burch

Basketball Information

Head Coach..... Rick Reeves (3rd season)
Record at School..... 25-34 (.424)
Overall Record..... 290-272 (.516)
Assistant Coaches..... Kim Clark, Krystal Reeves, Crissy Guzman
2005-06 Record..... 14-16
Conference Finish..... 11-9/4th

Series Information

Series Record..... Gardner-Webb leads, 2-0
Last Meeting..... 05-06, GWU w. 91-88 (OT)

Sports Information

Basketball SID..... Marc Rabb
Phone..... (704) 406-4355
Fax..... (704) 406-3523
Email..... mrabb@gardner-webb.edu
Web..... www.gwusports.com

East Tennessee State BUCCANEERS

January 27 at Kennesaw, GA
February 24 at Johnson City, TN



General Information

Location..... Johnson City, TN
Enrollment..... 12,100
Conference..... Atlantic Sun
Home Facility..... Memorial Center (13,000)
Colors..... Navy Blue and Old Gold
President..... Dr. Paul E. Stanton, Jr.
Athletic Director..... Dave Mullins

Basketball Information

Head Coach..... Karen Kemp (13th season)
Record at School..... 152-180 (.458)
Overall Record..... same
Assistant Coaches..... Rodney English, Kim Dowell, Chad Hagy
2005-06 Record..... 18-10
Conference Finish..... 14-6/3rd

Series Information

Series Record..... East Tennessee State leads, 2-0
Last Meeting..... 05-06, ETSU w. 69-55

Sports Information

Basketball SID..... Jess Riden
Phone..... (423) 439-5612
Fax..... (423) 439-6138
Email..... riden@etsu.edu
Web..... www.etsubucs.com

KSU WBB Opponent's Quick Facts



Longwood LANCERS

February 26 at Kennesaw, GA



General Information

Location Farmville, VA
 Enrollment 4,300
 Conference Independent
 Home Facility Willett Hall (2,522)
 Colors Blue and White
 President Dr. Patricia P. Camier
 Athletic Director Rick Mazzuto

Basketball Information

Head Coach Pam Bass (1st season)
 Record at School 0-0
 Overall Record same
 Assistant Coaches Andrea Gross, Colleen Kelly
 2005-06 Record 9-19
 Conference Finish N/A

Series Information

Series Record 0-0
 Last Meeting This is the first meeting

Sports Information

Basketball SID Christina O'Brien
 Phone (434) 395-2718
 Fax (434) 395-2568
 Email obrienm@longwood.edu
 Web www.longwoodlancers.com/

2nd Annual Carolina First Classic

November 17-18
 at the Justice Center
 Asheville, North Carolina

November 17, 2006

6:00 PM
 Kennesaw State vs IPFW

8:00 PM
 Morgan State vs UNC Asheville

November 18, 2006

TBD
 Kennesaw State/IPFW loser vs
 Morgan State/UNC Asheville loser

TBD
 Kennesaw State/IPFW winner vs
 Morgan State/UNC Asheville winner

Mercer Blade Holiday Classic

December 29-30
 At the University Center
 Macon, Georgia

December 29, 2006

6:00 PM
 Kennesaw State vs UNC Asheville

8:00 PM Savannah State vs
 Mercer

December 30, 2006

1:00 PM
 Kennesaw State vs Savannah
 State


3:00 PM
 UNC Asheville vs Mercer



1,000 Point Club

| | |
|---------------------------|-------|
| Sarah McAllister, 1993-97 | 1,983 |
| Kelly Alsup 1985-89 | 1,840 |
| Denisha Ferguson 2001-04 | 1,582 |
| Shannon Bradley 1990-94 | 1,512 |
| Mindy Beaver 1987-91 | 1,506 |
| Janet Chadwick 1994-98 | 1,369 |
| Malgorzata Morka 2001-05 | 1,191 |
| Monika Dajksler 1997-2001 | 1,186 |
| Kim Watts 1992-96 | 1,066 |
| Amie Kane 1999-01 | 1,062 |

He who passes on
dessert drives home
with a stomach full
of regret.




At Carrabba's, we don't just know Italian, we know people who love Italian. Which is why we prepare our recipes from scratch daily, from our mouthwatering appetizers to our savory desserts. Tonight we're making dinner just the way you like it.



PEOPLE ARE OUR SPECIALTY

TOWN CENTER | 1160 ERNEST BARRETT PKWY. | 770.499.0338

2005-06 Season Review





2005-06 Season Review

Head Coach Colby Tilley and the Kennesaw State women's basketball team knew that the first season in Division I and the Atlantic Sun Conference was going to come with bumps and bruises. However, the 2005-06 season ended up being much tougher than any of the Lady Owls had anticipated.

Things didn't start off on the right foot even prior to the start of the season. Before the first practice began, the Lady Owls learned their tallest player and most seasoned inside threat, Stephanie Searce, would be lost with a year-ending injury. In addition, the nation's leading shot-blocker, Lauren Harris, would leave the team to pursue a career in modeling.

Without the 6-1 and 6-3 frames, the Lady Owls knew they would be a much smaller team, KSU was forced to look to the senior leadership of Danielle Bates, Shavonder Clarke and Dominika Mieszkowska to lead the way for the Atlantic Sun Conference newcomers.

KSU started the season on the road with a pair of games against Furman and Maine. Despite their highest point total of the season (95), the Lady Owls were tripped up by the Paladins in the opener, only to be followed by an 88-56 loss at Maine.

As the schedule fell, the Lady Owls next opened both their home and A-Sun schedule with a visit from conference preseason favorite Lipscomb. On the strength of a career-high 37 points from Clarke, KSU won both its first DI and A-Sun game in a thrilling fashion with, squeaking out a 69-68 victory.

Freshman Ashley Johnson hit the biggest shot of the Lady Owls' season, a 15-footer as time expired to propel KSU to the win. But the team had little time to celebrate as the powerful Belmont Bruins came to town two days later.

KSU was really hoping to carry momentum from that game for the next month, as it would be 43 days and seven games before the team would return to the friendly confines of the KSU Convocation Center. Poor shooting doomed the Lady Owls against Belmont, as they only shot 31 percent from the floor on their way to a 61-52 defeat.

The seven-game roadtrip began with losses to Jacksonville State, Towson and Big East Tournament finalist West Virginia. In the midst of the losing streak, Clarke shined brightly for KSU, as she averaged 23.7 points and 15.3 rebounds as she earned the first A-Sun Player of the Week selection of her two-year career for the Lady Owls.

KSU resumed conference play with a trip to East Tennessee State to start 2006. Clarke notched her second consecutive double-double with 20 points and 10 rebounds and three other Lady Owls scored in double figures, but once again Kennesaw State came up short, falling 74-66. With the loss, the black and gold dropped to 1-7 overall and 1-2 in the conference.

Scratching their heads in search of anything to help, Coach Tilley and the Lady Owls ventured to Jacksonville. An 11-2 run with just under six minutes to go in the game, coupled with yet another double-double by Clarke and 17 points from Bates, propelled KSU to a 66-60 win, snapping the five-game skid. But the fun was short-lived, as the Lady Owls ran into a pesky, familiar opponent in old Peach Belt rival North Florida.

KSU's final game on its longest roadtrip on the season took the team to Brookings, South Dakota for a match-up with the South Dakota State Jackrabbits. Weary and run-down, the fatigued Lady Owls scored just six points in the first ten minutes of the second half en route to their poorest offensive performance of the season and a 92-44 loss.

A change of scenery didn't do much good for the Lady Owls, as the losing streak continued with home losses to Florida Atlantic, ETSU, Gardner-Webb and Campbell. Poor shooting was once again the culprit for KSU, as during the homestand the Lady Owls only shot 31.4 percent, compared to the 47.3 shooting clip from their opponents.

While their record and statistics might not have showed it, the Lady Owls competed hard and put forth a solid effort in every game, but still could not get over the hump, as they fell to Mercer, Stetson, and FAU on the road.

With their record at 2-16 and 2-10 in the A-Sun, a visit from Agnes Scott College was the perfect remedy for the Lady Owls. A quick start decided the outcome early as KSU got 15 points from Mieszkowska and 10 from Ngoneh Gaye as the Lady Owls snapped their nine-game losing skid with a 65-33 victory.

North Florida and Jacksonville were next up for KSU. Everything was in order for what looked like it would be the first time all season the Lady Owls put together back-to-back wins, but UNF got a tip-in with 1.7 seconds remaining in overtime to hand KSU a heartbreaking 75-73 loss.

Clarke netted a game-high 30 points, but a late offensive foul negated the game-tying basket as the Lady Owls dropped their next contest against Jacksonville. A trip to Belmont loomed next, and even though they put together a late 23-5 run, KSU still came up just short, falling to 3-19 and 2-13 in the conference.

A 57.1 percent first half shooting performance got the Lady Owls back on track as they won at Lipscomb 87-79. After another three point loss, this time to Stetson at home, the Lady Owls put forth an excellent effort to sending the seniors out on a winning note in their last home game as Kennesaw State downed the Bears 75-65.

The Lady Owls hit the road for the final two games, but unfortunately couldn't buy a win, falling in overtime at Gardner-Webb and by six at Campbell to close the year 5-22 and 4-16 in the A-Sun.



2005-06 Statistics/Results

| Record | Overall | Home | Away | Neutral |
|----------------|---------|-------|--------|---------|
| All Games | (5-22) | (3-8) | (2-14) | (0-0) |
| Conference | (4-16) | (2-8) | (2-8) | (0-0) |
| Non-Conference | (1-6) | (1-0) | (0-6) | (0-0) |

2005-06 OVERALL INDIVIDUAL STATISTICS

| No | Player | GP-GS | Min-Avg | --TOTAL-- | | --3-PTS-- | | --FT-- | | --REBOUNDS-- | | PF | FO | A | TO | BK | ST | TP | PPG |
|------------------|----------------------|-----------|-------------|---------------------|------|----------------|-------------|----------------|-------------|-------------------------|-------------|------------|-----------|------------|------------|-----------|------------|-----------------|-------------|
| | | | | FG | Pct | 3FG | Pct | FT | Pct | O-D-T | Avg | | | | | | | | |
| 20 | Shavonder Clarke | 25-21 | 757-30.3 | 187-448 | .417 | 31-101 | .307 | 57-93 | .613 | 119-161-280 | 11.2 | 90 | 6 | 42 | 78 | 10 | 69 | 462 | 18.5 |
| 23 | Danielle Bates | 24-24 | 710-29.6 | 82-251 | .327 | 25-90 | .278 | 45-60 | .750 | 53-38-91 | 3.8 | 45 | 1 | 45 | 59 | 5 | 46 | 234 | 9.8 |
| 5 | Dominika Mieszkowska | 27-25 | 762-28.2 | 85-239 | .356 | 26-104 | .250 | 32-40 | .800 | 31-43-74 | 2.7 | 57 | 2 | 60 | 69 | 3 | 38 | 228 | 8.4 |
| 15 | Nikki Gurley | 27-5 | 610-22.6 | 68-225 | .302 | 51-177 | .288 | 18-24 | .750 | 24-20-44 | 1.6 | 49 | 1 | 16 | 39 | 0 | 20 | 205 | 7.6 |
| 24 | Jennifer Baker | 27-22 | 661-24.5 | 67-206 | .325 | 13-46 | .283 | 41-68 | .603 | 60-47-107 | 4.0 | 70 | 2 | 41 | 56 | 9 | 41 | 188 | 7.0 |
| 22 | Ngoneh Gaye | 27-8 | 602-22.3 | 61-145 | .421 | 0-0 | .000 | 39-63 | .619 | 67-78-145 | 5.4 | 70 | 2 | 21 | 60 | 20 | 22 | 161 | 6.0 |
| 25 | Ashley Johnson | 27-21 | 752-27.9 | 50-135 | .370 | 15-48 | .313 | 22-39 | .564 | 16-43-59 | 2.2 | 64 | 2 | 48 | 70 | 2 | 41 | 137 | 5.1 |
| 21 | Justina Lujan | 15-2 | 160-10.7 | 10-46 | .217 | 5-19 | .263 | 2-4 | .500 | 9-14-23 | 1.5 | 13 | 0 | 4 | 13 | 2 | 8 | 27 | 1.8 |
| 10 | D.J Galbiati | 17-1 | 107-6.3 | 9-35 | .257 | 4-22 | .182 | 7-13 | .538 | 4-6-10 | 0.6 | 15 | 0 | 2 | 17 | 1 | 13 | 29 | 1.7 |
| 32 | Katie Martin | 9-0 | 31-3.4 | 5-11 | .455 | 1-3 | .333 | 1-1 | 1.000 | 2-1-3 | 0.3 | 1 | 0 | 1 | 0 | 0 | 1 | 12 | 1.3 |
| 12 | Jade Robinson | 24-6 | 222-9.3 | 7-50 | .140 | 0-13 | .000 | 10-19 | .526 | 22-8-30 | 1.3 | 36 | 1 | 12 | 19 | 3 | 14 | 24 | 1.0 |
| 33 | Shanda Anderson | 11-0 | 42-3.8 | 4-18 | .222 | 0-5 | .000 | 0-0 | .000 | 2-3-5 | 0.5 | 8 | 0 | 2 | 4 | 0 | 0 | 8 | 0.7 |
| 3 | Desiree McKenzie | 11-0 | 59-5.4 | 1-6 | .167 | 0-0 | .000 | 0-1 | .000 | 4-3-7 | 0.6 | 8 | 0 | 2 | 1 | 1 | 1 | 1 | 0.2 |
| Total | | 27 | 5475 | 636-1815.350 | | 171-628 | .272 | 274-425 | .645 | 470-525-995 | 36.9 | 526 | 17 | 296 | 504 | 56 | 314 | 172 | 63.6 |
| Opponents | | 27 | 5475 | 726-1556.467 | | 121-334 | .362 | 406-607 | .669 | 408-774-118243.8 | | 465 | - | 444 | 610 | 87 | 236 | 197973.3 | |

2005-06 INDIVIDUAL ATLANTIC SUN CONFERENCE STATISTICS

| No | Player | GP-GS | Min-Avg | --TOTAL-- | | --3-PTS-- | | --FT-- | | --REBOUNDS-- | | PF | FO | A | TO | BK | ST | TP | PPG |
|------------|----------------------|-------|----------|--------------|------|-----------|------|---------|------|--------------|------|-----|----|-----|-----|----|-----|----------|------|
| | | | | FG | Pct | 3FG | Pct | FT | Pct | O-D-T | Avg | | | | | | | | |
| 20 | Shavonder Clarke | 19-15 | 571-30.1 | 137-332 | .413 | 21-70 | .300 | 45-71 | .634 | 84-120-204 | 10.7 | 69 | 6 | 27 | 60 | 5 | 55 | 340 | 17.9 |
| 23 | Danielle Bates | 18-18 | 547-30.4 | 61-190 | .321 | 20-72 | .278 | 35-46 | .761 | 42-24-66 | 3.7 | 35 | 1 | 35 | 36 | 4 | 32 | 177 | 9.8 |
| 5 | Dominika Mieszkowska | 20-18 | 573-28.7 | 67-178 | .376 | 21-75 | .280 | 26-31 | .839 | 24-32-56 | 2.8 | 43 | 2 | 46 | 49 | 2 | 27 | 181 | 9.1 |
| 24 | Jennifer Baker | 20-17 | 517-25.9 | 47-151 | .311 | 8-31 | .258 | 36-58 | .621 | 46-35-81 | 4.1 | 53 | 2 | 32 | 44 | 6 | 32 | 138 | 6.9 |
| 15 | Nikki Gurley | 20-3 | 437-21.9 | 43-155 | .277 | 31-120 | .258 | 12-18 | .667 | 17-15-32 | 1.6 | 32 | 0 | 12 | 26 | 0 | 13 | 129 | 6.5 |
| 22 | Ngoneh Gaye | 20-6 | 451-22.6 | 43-108 | .398 | 0-0 | .000 | 30-47 | .638 | 49-54-103 | 5.2 | 46 | 0 | 13 | 40 | 15 | 16 | 116 | 5.8 |
| 25 | Ashley Johnson | 20-18 | 603-30.2 | 42-109 | .385 | 13-41 | .317 | 19-30 | .633 | 15-35-50 | 2.5 | 50 | 2 | 38 | 55 | 2 | 35 | 116 | 5.8 |
| 10 | D. J. Galbiati | 11-1 | 74-6.7 | 7-26 | .269 | 3-17 | .176 | 6-11 | .545 | 3-5-8 | 0.7 | 10 | 0 | 0 | 5 | 0 | 9 | 23 | 2.1 |
| 32 | Katie Martin | 5-0 | 11-2.2 | 2-5 | .400 | 1-2 | .500 | 0-0 | .000 | 0-0-0 | 0.0 | 0 | 0 | 1 | 0 | 0 | 0 | 5 | 1.0 |
| 21 | Justina Lujan | 13-1 | 113-8.7 | 4-31 | .129 | 2-11 | .182 | 2-4 | .500 | 6-9-15 | 1.2 | 10 | 0 | 3 | 7 | 2 | 4 | 12 | 0.9 |
| 33 | Shanda Anderson | 5-0 | 12-2.4 | 1-5 | .200 | 0-1 | .000 | 0-0 | .000 | 0-1-0 | 0.2 | 1 | 0 | 0 | 2 | 0 | 0 | 2 | 0.4 |
| 3 | Desiree McKenzie | 5-0 | 17-3.4 | 0-3 | .000 | 0-3 | .000 | 0-1 | .000 | 3-0-0 | 0.6 | 1 | 0 | 0 | 0 | 0 | 1 | 0 | 0.0 |
| Conference | | 20-20 | 4075 | 460-1321.348 | | 120-446 | .269 | 218-329 | .663 | 344-381-725 | 36.2 | 377 | 13 | 213 | 356 | 37 | 234 | 125862.9 | |
| Conference | | 20-20 | 4075 | 524-1137.461 | | 89-240 | .371 | 272-421 | .646 | 307-559-866 | 43.3 | 353 | 0 | 325 | 464 | 62 | 166 | 140970.4 | |

RESULTS 2005-06

| Date | Opponent | Result | Score | Atten | KSU High Points | KSU High Rebounds |
|-------------|-----------------------------|--------|----------|-----------------------|------------------------------------|--------------------------------|
| November 18 | at Furman | Loss | 95-98 | 560 | (26) Shavonder Clarke | (15) Shavonder Clarke |
| November 25 | at MAINE | Loss | 56-88 | 1616 | (17) Clark and Nikki Gurley | (8) Shavonder Clarke |
| December 1 | * LIPSCOMB | Win | 69-68 OT | 207 | (37) Shavonder Clarke | (12) Shavonder Clarke |
| December 3 | * BELMONT | Loss | 52-61 | 214 | (17) Shavonder Clarke | (5) Dominika Mieszkowska |
| December 5 | at Jacksonville State | Loss | 87-92 | 875 | (31) Shavonder Clarke | (23) Shavonder Clarke |
| December 19 | at Towson | Loss | 52-67 | 263 | (16) Shavonder Clarke | (9) Shavonder Clarke |
| December 21 | at West Virginia | Loss | 60-100 | 710 | (24) Shavonder Clarke | (14) Shavonder Clarke |
| January 2 | * at ETSU | Loss | 66-74 | 186 | (20) Shavonder Clarke | (10) Shavonder Clarke |
| January 5 | * at Jacksonville | Loss | 66-60 | 202 | (17) Danielle Bates | (14) Shavonder Clarke |
| January 7 | * at North Florida | Loss | 45-56 | 465 | (18) Danielle Bates | (7) Bates and Gaye |
| January 10 | at South Dakota State | Loss | 44-92 | 1329 | (12) Justina Lujan | (5) Jennifer Baker |
| January 14 | * FLORIDA ATLANTIC | Loss | 58-71 | 304 | (16) Shavonder Clarke | (7) Clarke and Gaye |
| January 16 | * EAST TENNESSEE STATE LOSS | 55-69 | 221 | (18) Shavonder Clarke | (17) Shavonder Clarke | |
| January 9 | * GARDNER-WEBB | Loss | 43-69 | 58 | (13) Dominika Mieszkowska | (9) Ngoneh Gaye |
| January 21 | * CAMPBELL | Loss | 72-84 | 137 | (16) Shavonder Clarke | (7) Jennifer Baker |
| January 26 | * at Mercer | Loss | 55-69 | 867 | (21) Shavonder Clarke | (11) Shavonder Clarke |
| January 28 | * at Stetson | Loss | 64-72 | 357 | (22) Shavonder Clarke | (8) Clarke and Gaye |
| February 1 | * at Florida Atlantic | Loss | 62-83 | 290 | (14) Shavonder Clarke | (14) Shavonder Clarke |
| February 7 | AGNES SCOTT | Win | 65-33 | 105 | (15) Dominika Mieszkowska | (7) Baker, (7) Gaye and Clarke |
| February 9 | * NORTH FLORIDA | Loss | 73-75 OT | 169 | (20) Shavonder Clarke | (11) Shavonder Clarke |
| February 11 | * JACKSONVILLE | Loss | 63-66 | 305 | (30) Shavonder Clarke | (15) Shavonder Clarke |
| February 16 | * at Belmont | Loss | 58-73 | 240 | (16) Shavonder Clarke | (13) Clarke and Baker |
| February 18 | * at Lipscomb | Win | 87-79 | 773 | (19) Jennifer Baker | (11) Shavonder Clarke |
| February 23 | * STETSON | Loss | 55-58 | 251 | (20) Dominika Mieszkowska | (13) Shavonder Clarke |
| February 26 | * MERCER | Win | 75-65 | 257 | (16) Mieszkowska, Gurley and Bates | (9) Shavonder Clarke |
| February 28 | * at Gardner-Webb | Loss | 88-91 OT | 500 | (32) Shavonder Clarke | (15) Shavonder Clarke |
| March 2 | * at Campbell | Loss | 52-66 | 405 | (14) Gurley and Clarke | (11) Shavonder Clarke |



2005-06 Box Scores

Kennesaw State vs Furman November 18 at Greenville, South Carolina

VISITORS: Kennesaw State 0-1

| No Name | FG | 3FG | FT | OF | DF | RB | PF | TP | AS | TO | BK | ST | MIN |
|----------------|-------|-------|-------|----|----|----|----|----|----|----|----|----|-----|
| 20 CLARKE | 12-22 | 1-6 | 1-2 | 7 | 8 | 15 | 4 | 26 | 3 | 5 | 1 | 3 | 31 |
| 23 BATES | 2-7 | 0-2 | 3-5 | 4 | 1 | 5 | 3 | 7 | 2 | 6 | 0 | 2 | 22 |
| 05 Mieszkowska | 2-7 | 1-5 | 0-0 | 2 | 2 | 4 | 4 | 5 | 5 | 2 | 0 | 1 | 22 |
| 12 Robinson | 0-6 | 0-3 | 0-0 | 0 | 1 | 1 | 2 | 0 | 2 | 0 | 0 | 0 | 17 |
| 24 Baker | 8-16 | 3-7 | 2-4 | 4 | 4 | 8 | 4 | 21 | 2 | 3 | 0 | 3 | 29 |
| 15 Gurlley | 8-16 | 6-11 | 2-2 | 2 | 1 | 3 | 5 | 24 | 1 | 2 | 0 | 1 | 26 |
| 22 Gaye | 3-5 | 0-0 | 4-4 | 2 | 6 | 8 | 4 | 10 | 1 | 3 | 1 | 1 | 27 |
| 25 Johnson | 1-6 | 0-3 | 0-0 | 0 | 1 | 1 | 3 | 2 | 2 | 5 | 0 | 2 | 26 |
| Totals | 36-85 | 11-37 | 12-17 | 21 | 24 | 45 | 29 | 95 | 18 | 26 | 2 | 13 | 200 |

TOTAL FG% 1st Half: 16-44 36.4% 2nd Half: 20-41 48.8% Game: 42.4% DEADB
3-Pt. FG% 1st Half: 4-17 23.5% 2nd Half: 7-20 35.0% Game: 29.7% REBS
F Throw % 1st Half: 7-10 70.0% 2nd Half: 5-7 71.4% Game: 70.6% 2

HOME TEAM: Furman 1-0

| No Name | FG | 3FG | FT | OF | DF | RB | PF | TP | AS | TO | BK | ST | MIN |
|-----------------|-------|-----|-------|----|----|----|----|----|----|----|----|----|-----|
| 32 Scott | 1-2 | 0-0 | 1-4 | 2 | 5 | 7 | 3 | 3 | 2 | 2 | 0 | 0 | 19 |
| 50 Lange | 7-10 | 0-0 | 0-0 | 1 | 2 | 3 | 4 | 14 | 1 | 4 | 1 | 0 | 30 |
| 44 Johnson | 2-5 | 0-0 | 1-2 | 2 | 2 | 4 | 1 | 5 | 0 | 0 | 0 | 0 | 13 |
| 03 Phelps | 5-14 | 0-0 | 10-10 | 3 | 6 | 9 | 2 | 20 | 5 | 4 | 0 | 6 | 30 |
| 05 Paris | 2-5 | 0-1 | 6-6 | 0 | 0 | 0 | 4 | 10 | 4 | 3 | 0 | 3 | 24 |
| 12 Liebschwager | 0-0 | 0-0 | 0-0 | 0 | 0 | 0 | 1 | 0 | 0 | 1 | 0 | 0 | 2 |
| 20 Baker | 2-5 | 0-0 | 6-6 | 1 | 3 | 4 | 0 | 10 | 0 | 1 | 0 | 0 | 12 |
| 22 Few | 4-11 | 2-3 | 5-6 | 1 | 3 | 4 | 2 | 15 | 3 | 5 | 0 | 1 | 23 |
| 23 Gant | 3-5 | 0-0 | 2-2 | 0 | 6 | 6 | 1 | 8 | 0 | 2 | 2 | 2 | 17 |
| 24 Wells | 3-4 | 1-2 | 4-6 | 2 | 0 | 2 | 1 | 11 | 3 | 1 | 0 | 3 | 16 |
| 31 Gilmore | 0-1 | 0-0 | 0-0 | 0 | 1 | 1 | 2 | 0 | 0 | 3 | 0 | 1 | 9 |
| 33 Opie | 1-1 | 0-0 | 0-0 | 0 | 0 | 0 | 3 | 2 | 0 | 1 | 0 | 0 | 5 |
| Totals | 30-63 | 3-6 | 35-42 | 12 | 31 | 43 | 24 | 98 | 18 | 27 | 3 | 16 | 200 |

TOTAL FG% 1st Half: 18-35 51.4% 2nd Half: 12-28 42.9% Game: 47.6%
3-Pt. FG% 1st Half: 1-1 100% 2nd Half: 2-5 40.0% Game: 50.0%
F Throw % 1st Half: 8-8 100% 2nd Half: 27-34 79.4% Game: 83.3%

Officials: Lori Jones, Dick Fusco, Tim Buckner
Technical fouls: Kennesaw State-None. Furman-None.
Attendance: 560

| Teams | 1 | 2 | Total |
|----------------|----|----|-------|
| Kennesaw State | 43 | 52 | 95 |
| Furman | 45 | 53 | 98 |

Lipscomb vs Kennesaw State December 1 at Kennesaw, Georgia

VISITORS: Lipscomb 0-5

| No Name | FG | 3FG | FT | OF | DF | RB | PF | TP | AS | TO | BK | ST | MIN |
|--------------|-------|------|-------|----|----|----|----|----|----|----|----|----|-----|
| 30 McAlister | 4-9 | 0-1 | 2-5 | 5 | 6 | 11 | 2 | 10 | 2 | 8 | 0 | 2 | 29 |
| 40 Pate | 5-10 | 0-0 | 7-13 | 6 | 6 | 12 | 3 | 17 | 0 | 1 | 2 | 1 | 34 |
| 55 Gossman | 4-8 | 0-0 | 3-4 | 4 | 2 | 6 | 4 | 11 | 2 | 7 | 0 | 0 | 31 |
| 10 Carrigan | 5-10 | 1-6 | 0-2 | 0 | 3 | 3 | 1 | 11 | 5 | 7 | 0 | 3 | 36 |
| 34 Osborn | 0-3 | 0-0 | 0-0 | 1 | 1 | 2 | 0 | 0 | 1 | 3 | 0 | 2 | 28 |
| 04 Head | 0-1 | 0-1 | 0-0 | 0 | 1 | 1 | 0 | 0 | 0 | 5 | 1 | 0 | 8 |
| 14 Foster | 0-3 | 0-3 | 0-0 | 0 | 0 | 0 | 0 | 0 | 4 | 3 | 0 | 1 | 16 |
| 22 Partin | 3-7 | 1-2 | 2-4 | 1 | 2 | 3 | 2 | 9 | 1 | 3 | 0 | 1 | 18 |
| 43 Jones | 1-1 | 0-0 | 0-0 | 0 | 3 | 3 | 1 | 2 | 0 | 4 | 0 | 2 | 15 |
| 51 Rollins | 1-2 | 0-1 | 0-0 | 0 | 0 | 0 | 3 | 2 | 0 | 1 | 0 | 0 | 3 |
| 54 Viehmann | 2-2 | 0-0 | 2-2 | 0 | 1 | 1 | 1 | 6 | 0 | 0 | 0 | 0 | 7 |
| Totals | 25-56 | 2-14 | 16-30 | 18 | 32 | 50 | 17 | 68 | 15 | 43 | 3 | 12 | 225 |

TOTAL FG% 1st Half: 11-23 47.8% 2nd Half: 12-28 42.9% OT: 2-5 40.0% Game: 44.6%
3-Pt. FG% 1st Half: 0-7 0.0% 2nd Half: 2-7 28.6% OT: 0-0 0.0% Game: 14.3%
F Throw % 1st Half: 5-6 83.3% 2nd Half: 5-12 41.7% OT: 6-12 50.0% Game: 53.3%

HOME TEAM: Kennesaw State 1-2

| No Name | FG | 3FG | FT | OF | DF | RB | PF | TP | AS | TO | BK | ST | MIN |
|----------------|-------|------|-------|----|----|----|----|----|----|----|----|----|-----|
| 20 Clarke | 15-28 | 3-9 | 4-5 | 3 | 9 | 12 | 5 | 37 | 2 | 2 | 0 | 4 | 41 |
| 24 Baker | 4-10 | 0-2 | 0-1 | 0 | 2 | 2 | 3 | 8 | 2 | 2 | 0 | 4 | 35 |
| 23 Bates | 4-15 | 0-4 | 4-4 | 2 | 0 | 2 | 5 | 12 | 4 | 4 | 0 | 7 | 34 |
| 05 Mieszkowska | 2-4 | 1-2 | 0-0 | 3 | 1 | 4 | 3 | 5 | 2 | 6 | 0 | 2 | 31 |
| 15 Gurlley | 1-10 | 0-7 | 0-0 | 2 | 0 | 2 | 3 | 2 | 0 | 2 | 0 | 0 | 37 |
| 12 Robinson | 0-2 | 0-2 | 2-2 | 0 | 0 | 0 | 3 | 2 | 1 | 4 | 0 | 1 | 14 |
| 22 Gaye | 0-4 | 0-0 | 0-0 | 3 | 4 | 7 | 2 | 0 | 0 | 5 | 1 | 1 | 14 |
| 25 Johnson | 1-3 | 1-1 | 0-0 | 3 | 1 | 4 | 1 | 3 | 1 | 4 | 0 | 3 | 19 |
| Totals | 27-76 | 5-27 | 10-12 | 18 | 22 | 40 | 25 | 69 | 12 | 30 | 1 | 22 | 225 |

TOTAL FG% 1st Half: 12-41 29.3% 2nd Half: 11-27 40.7% OT: 4-8 50.0% Game: 35.5%
3-Pt. FG% 1st Half: 2-14 14.3% 2nd Half: 2-9 22.2% OT: 1-4 25.0% Game: 18.5%
F Throw % 1st Half: 5-5 100% 2nd Half: 3-4 75.0% OT: 2-3 66.7% Game: 83.3%

Officials: Leslie Claybrook, Jose Reyes, Curtis Berry
Technical fouls: Lipscomb-None. Kennesaw State-None.
Attendance: 207

| Teams | 1 | 2 | OT | Total |
|----------------|----|----|----|-------|
| Lipscomb | 27 | 31 | 10 | 68 |
| Kennesaw State | 31 | 27 | 11 | 69 |

Kennesaw State vs Maine November 25 at Orono, Maine

VISITORS: Kennesaw State 0-2

| No Name | FG | 3FG | FT | OF | DF | RB | PF | TP | AS | TO | BK | ST | MIN |
|----------------|-------|-------|-----|----|----|----|----|----|----|----|----|----|-----|
| 20 Clarke | 7-22 | 3-9 | 0-1 | 4 | 4 | 8 | 3 | 17 | 2 | 1 | 1 | 4 | 35 |
| 23 Bates | 4-12 | 1-5 | 2-3 | 1 | 2 | 3 | 1 | 11 | 0 | 3 | 0 | 1 | 27 |
| 05 Mieszkowska | 0-5 | 0-4 | 0-0 | 2 | 0 | 2 | 3 | 0 | 2 | 6 | 0 | 2 | 35 |
| 12 Robinson | 1-6 | 0-1 | 0-0 | 3 | 0 | 3 | 1 | 2 | 0 | 1 | 0 | 0 | 13 |
| 24 Baker | 3-10 | 1-5 | 0-2 | 1 | 1 | 2 | 2 | 7 | 2 | 2 | 0 | 2 | 24 |
| 03 McKenzie | 0-1 | 0-0 | 0-0 | 1 | 1 | 2 | 1 | 0 | 1 | 0 | 1 | 0 | 2 |
| 10 Galbiati | 0-0 | 0-0 | 0-0 | 0 | 0 | 0 | 0 | 0 | 0 | 0 | 0 | 0 | 10 |
| 15 Gurlley | 6-12 | 5-11 | 0-0 | 2 | 1 | 3 | 0 | 17 | 0 | 1 | 0 | 2 | 24 |
| 22 Gaye | 0-3 | 0-0 | 0-0 | 3 | 1 | 4 | 5 | 0 | 1 | 2 | 1 | 2 | 9 |
| 25 Johnson | 1-3 | 0-0 | 0-0 | 0 | 1 | 1 | 2 | 2 | 0 | 3 | 0 | 0 | 12 |
| 32 Martin | 0-2 | 0-1 | 0-0 | 1 | 0 | 1 | 0 | 0 | 0 | 0 | 0 | 0 | 3 |
| 33 Anderson | 0-1 | 0-0 | 0-0 | 0 | 0 | 0 | 1 | 0 | 1 | 0 | 0 | 0 | 6 |
| Totals | 22-77 | 10-36 | 2-6 | 19 | 12 | 31 | 19 | 56 | 9 | 19 | 3 | 13 | 200 |

TOTAL FG% 1st Half: 12-37 32.4% 2nd Half: 10-40 25.0% Game: 28.6%
3-Pt. FG% 1st Half: 6-20 30.0% 2nd Half: 4-16 25.0% Game: 27.8%
F Throw % 1st Half: 0-3 0.0% 2nd Half: 2-3 66.7% Game: 33.3%


HOME TEAM: Maine 2-0

| No Name | FG | 3FG | FT | OF | DF | RB | PF | TP | AS | TO | BK | ST | MIN |
|----------------|-------|-----|-------|----|----|----|----|----|----|----|----|----|-----|
| 20 Whittier | 5-12 | 0-0 | 3-4 | 2 | 9 | 11 | 1 | 13 | 3 | 0 | 0 | 0 | 26 |
| 34 Barker | 7-14 | 0-1 | 2-2 | 4 | 2 | 6 | 3 | 16 | 4 | 3 | 0 | 0 | 24 |
| 55 Schrader | 6-12 | 0-0 | 3-3 | 5 | 5 | 10 | 1 | 15 | 0 | 1 | 1 | 0 | 19 |
| 10 Underwood | 4-8 | 1-3 | 1-3 | 1 | 2 | 3 | 0 | 10 | 4 | 3 | 0 | 0 | 31 |
| 21 Elderton | 3-6 | 0-1 | 0-0 | 0 | 3 | 3 | 1 | 6 | 6 | 5 | 0 | 2 | 21 |
| 02 Younan | 2-2 | 0-0 | 2-2 | 1 | 4 | 5 | 0 | 6 | 1 | 1 | 0 | 0 | 8 |
| 12 Hugstad-Vaa | 3-5 | 0-0 | 0-0 | 1 | 1 | 2 | 3 | 6 | 0 | 3 | 0 | 0 | 20 |
| 13 Boser | 0-1 | 0-0 | 0-0 | 1 | 0 | 1 | 0 | 0 | 0 | 2 | 1 | 0 | 8 |
| 23 Bryant | 4-4 | 0-0 | 0-0 | 3 | 5 | 8 | 2 | 8 | 2 | 1 | 1 | 0 | 19 |
| 30 Bowen | 1-3 | 0-1 | 4-4 | 0 | 1 | 1 | 0 | 6 | 0 | 3 | 2 | 1 | 16 |
| 32 Kilmurray | 1-1 | 0-0 | 0-0 | 0 | 2 | 2 | 0 | 2 | 0 | 0 | 0 | 0 | 8 |
| Totals | 36-68 | 1-6 | 15-18 | 22 | 40 | 62 | 11 | 88 | 20 | 22 | 5 | 3 | 200 |

TOTAL FG% 1st Half: 16-37 43.2% 2nd Half: 20-31 64.5% Game: 52.9%
3-Pt. FG% 1st Half: 0-4 0.0% 2nd Half: 1-2 50.0% Game: 16.7%
F Throw % 1st Half: 7-10 70.0% 2nd Half: 8-8 100% Game: 83.3%

Officials: Jack Riordan, Michele St. Pierre, Diana DePaul
Technical fouls: Kennesaw State-None. MAINE-None.
Attendance: 1616

| Teams | 1 | 2 | Total |
|----------------|----|----|-------|
| Kennesaw State | 30 | 26 | 56 |
| Maine | 39 | 49 | 88 |





2005-06 Box Scores

Belmont vs Kennesaw State December 3 at Kennesaw, Georgia

VISITORS: Belmont 5-1, 1-1 A-Sun

| No Name | FG | 3FG | FT | OF | DF | RB | PF | TP | AS | TO | BK | ST | MIN | | |
|------------|-----------------------|------|-------|----|----|----|----|----|----|----|----|----|-----|----------------------|-------------|
| 22 Clark | 5-6 | 0-0 | 3-5 | 2 | 5 | 7 | 4 | 13 | 1 | 2 | 0 | 0 | 21 | | |
| 41 Bobbitt | 0-1 | 0-0 | 5-5 | 1 | 9 | 10 | 4 | 5 | 1 | 4 | 0 | 1 | 21 | | |
| 23 Jones | 2-4 | 0-0 | 0-0 | 0 | 1 | 1 | 2 | 4 | 0 | 5 | 0 | 3 | 21 | | |
| 24 Conkle | 5-12 | 3-8 | 2-2 | 1 | 4 | 5 | 1 | 15 | 3 | 4 | 0 | 2 | 38 | | |
| 33 Jones | 1-3 | 0-1 | 3-6 | 2 | 4 | 6 | 3 | 5 | 4 | 3 | 0 | 0 | 22 | | |
| 05 Myers | 0-1 | 0-0 | 0-0 | 1 | 0 | 1 | 1 | 0 | 0 | 0 | 0 | 0 | 4 | | |
| 21 Cooley | 1-5 | 1-4 | 0-0 | 0 | 1 | 1 | 0 | 3 | 1 | 2 | 0 | 0 | 16 | | |
| 30 Bockey | 1-2 | 0-1 | 0-0 | 0 | 1 | 1 | 0 | 2 | 0 | 0 | 0 | 0 | 7 | | |
| 32 Sunday | 1-5 | 0-0 | 0-0 | 2 | 0 | 2 | 2 | 2 | 2 | 2 | 0 | 0 | 15 | | |
| 35 Holiday | 2-4 | 2-4 | 0-1 | 0 | 3 | 3 | 1 | 6 | 2 | 7 | 0 | 1 | 19 | | |
| 44 Howard | 3-3 | 0-0 | 0-0 | 1 | 1 | 2 | 3 | 6 | 2 | 3 | 0 | 1 | 16 | | |
| Totals | 21-46 | 6-18 | 13-19 | 11 | 31 | 42 | 21 | 61 | 16 | 32 | 0 | 8 | 200 | | |
| TOTAL FG% | 1st Half: 12-25 48.0% | | | | | | | | | | | | | 2nd Half: 9-21 42.9% | Game: 45.7% |
| 3-Pt. FG% | 1st Half: 4-9 44.4% | | | | | | | | | | | | | 2nd Half: 2-9 22.2% | Game: 33.3% |
| F Throw % | 1st Half: 6-7 85.7% | | | | | | | | | | | | | 2nd Half: 7-12 58.3% | Game: 68.4% |

HOME TEAM: Kennesaw State 1-3, 1-1 A-Sun

| No Name | FG | 3FG | FT | OF | DF | RB | PF | TP | AS | TO | BK | ST | MIN | | |
|----------------|----------------------|------|-------|----|----|----|----|----|----|----|----|----|-----|-----------------------|-------------|
| 20 Clarke | 7-17 | 1-2 | 2-2 | 0 | 2 | 2 | 5 | 17 | 0 | 5 | 1 | 5 | 29 | | |
| 23 Bates | 4-13 | 1-3 | 0-0 | 0 | 1 | 1 | 2 | 9 | 0 | 1 | 0 | 3 | 24 | | |
| 05 Mieszkowska | 3-4 | 0-1 | 0-0 | 2 | 3 | 5 | 2 | 6 | 3 | 2 | 0 | 1 | 30 | | |
| 15 Gurley | 2-8 | 2-8 | 1-3 | 0 | 2 | 2 | 3 | 7 | 1 | 4 | 0 | 2 | 32 | | |
| 24 Baker | 2-7 | 0-0 | 5-6 | 2 | 1 | 3 | 4 | 9 | 5 | 1 | 1 | 2 | 26 | | |
| 03 McKenzie | 0-3 | 0-0 | 0-1 | 3 | 0 | 3 | 1 | 0 | 0 | 0 | 0 | 0 | 12 | | |
| 10 Galbiati | 0-1 | 0-1 | 1-2 | 0 | 1 | 1 | 0 | 1 | 0 | 0 | 0 | 1 | 7 | | |
| 12 Robinson | 0-2 | 0-1 | 0-0 | 1 | 0 | 1 | 2 | 0 | 0 | 1 | 1 | 1 | 10 | | |
| 22 Gaye | 1-4 | 0-0 | 1-2 | 2 | 1 | 3 | 3 | 3 | 0 | 4 | 0 | 0 | 19 | | |
| 25 Johnson | 0-3 | 0-2 | 0-0 | 0 | 1 | 1 | 3 | 0 | 0 | 1 | 0 | 1 | 11 | | |
| Totals | 19-62 | 4-18 | 10-16 | 13 | 16 | 29 | 25 | 52 | 9 | 19 | 3 | 16 | 200 | | |
| TOTAL FG% | 1st Half: 8-34 23.5% | | | | | | | | | | | | | 2nd Half: 11-28 39.3% | Game: 30.6% |
| 3-Pt. FG% | 1st Half: 3-13 23.1% | | | | | | | | | | | | | 2nd Half: 1-5 20.0% | Game: 22.2% |
| F Throw % | 1st Half: 6-8 75.0% | | | | | | | | | | | | | 2nd Half: 4-8 50.0% | Game: 62.5% |

Officials: Cloud, Self, Bruns

Technical fouls: Belmont-None. Kennesaw State-None.

Attendance: 214

| Teams | 1 | 2 | Total |
|----------------|----|----|-------|
| Belmont | 34 | 27 | 61 |
| Kennesaw State | 25 | 27 | 52 |



Kennesaw State vs Jacksonville State December 5 at Jacksonville, Alabama

VISITORS: Kennesaw State 1-4

| No Name | FG | 3FG | FT | OF | DF | RB | PF | TP | AS | TO | BK | ST | MIN | | |
|----------------|-----------------------|-------|-------|----|----|----|----|----|----|----|----|----|-----|-----------------------|-------------|
| 20 Clarke | 12-26 | 3-7 | 4-7 | 9 | 14 | 23 | 4 | 31 | 3 | 1 | 0 | 3 | 33 | | |
| 23 Bates | 5-10 | 2-3 | 4-4 | 4 | 5 | 9 | 1 | 16 | 2 | 10 | 0 | 2 | 34 | | |
| 05 Mieszkowska | 2-6 | 0-3 | 0-1 | 0 | 1 | 1 | 2 | 4 | 0 | 3 | 0 | 2 | 21 | | |
| 15 Gurley | 8-19 | 7-18 | 2-2 | 1 | 1 | 2 | 3 | 25 | 2 | 3 | 0 | 2 | 40 | | |
| 24 Baker | 2-9 | 0-1 | 0-0 | 2 | 0 | 2 | 3 | 4 | 2 | 1 | 0 | 1 | 21 | | |
| 03 McKenzie | 0-0 | 0-0 | 0-0 | 0 | 0 | 0 | 0 | 0 | 0 | 0 | 0 | 0 | 3 | | |
| 10 Galbiati | 0-0 | 0-0 | 0-0 | 0 | 0 | 0 | 2 | 0 | 0 | 1 | 0 | 1 | 2 | | |
| 12 Robinson | 0-3 | 0-2 | 1-3 | 2 | 0 | 2 | 1 | 1 | 0 | 1 | 0 | 0 | 7 | | |
| 22 Gaye | 1-2 | 0-0 | 0-0 | 2 | 1 | 3 | 1 | 2 | 0 | 1 | 0 | 0 | 12 | | |
| 25 Johnson | 1-2 | 1-2 | 1-2 | 1 | 1 | 2 | 4 | 4 | 0 | 1 | 0 | 1 | 24 | | |
| 33 Anderson | 0-1 | 0-0 | 0-0 | 0 | 0 | 0 | 1 | 0 | 0 | 0 | 0 | 0 | 3 | | |
| Totals | 31-78 | 13-36 | 12-19 | 24 | 25 | 49 | 22 | 87 | 9 | 23 | 0 | 12 | 200 | | |
| TOTAL FG% | 1st Half: 15-40 37.5% | | | | | | | | | | | | | 2nd Half: 16-38 42.1% | Game: 39.7% |
| 3-Pt. FG% | 1st Half: 8-18 44.4% | | | | | | | | | | | | | 2nd Half: 5-18 27.8% | Game: 36.1% |
| F Throw % | 1st Half: 7-10 70.0% | | | | | | | | | | | | | 2nd Half: 5-9 55.6% | Game: 63.2% |

HOME TEAM: Jacksonville State 2-3

| No Name | FG | 3FG | FT | OF | DF | RB | PF | TP | AS | TO | BK | ST | MIN | | |
|--------------|-----------------------|------|-------|----|----|----|----|----|----|----|----|----|-----|-----------------------|-------------|
| 10 Haynes | 3-7 | 1-5 | 4-4 | 0 | 6 | 6 | 4 | 11 | 6 | 4 | 1 | 2 | 38 | | |
| 15 Fuess | 5-7 | 2-3 | 3-5 | 0 | 5 | 5 | 3 | 15 | 1 | 0 | 1 | 0 | 27 | | |
| 14 Healy | 4-10 | 0-0 | 7-10 | 5 | 5 | 10 | 0 | 15 | 1 | 2 | 0 | 3 | 27 | | |
| 22 McKinney | 8-11 | 3-4 | 3-6 | 0 | 2 | 2 | 3 | 22 | 5 | 3 | 0 | 1 | 31 | | |
| 23 Slaughter | 5-10 | 1-1 | 0-0 | 3 | 3 | 6 | 2 | 11 | 5 | 4 | 0 | 1 | 32 | | |
| 05 Boykin | 6-14 | 1-8 | 1-2 | 2 | 1 | 3 | 1 | 14 | 3 | 1 | 0 | 3 | 29 | | |
| 11 Gordon | 1-1 | 0-0 | 0-0 | 0 | 0 | 0 | 1 | 2 | 0 | 0 | 0 | 0 | 3 | | |
| 44 Clay | 1-4 | 0-0 | 0-0 | 0 | 0 | 0 | 0 | 2 | 0 | 0 | 0 | 0 | 8 | | |
| 55 Johnston | 0-0 | 0-0 | 0-0 | 2 | 2 | 4 | 4 | 0 | 0 | 3 | 0 | 0 | 5 | | |
| Totals | 33-64 | 8-21 | 18-27 | 12 | 27 | 39 | 18 | 92 | 21 | 17 | 2 | 10 | 200 | | |
| TOTAL FG% | 1st Half: 20-35 57.1% | | | | | | | | | | | | | 2nd Half: 13-29 44.8% | Game: 51.6% |
| 3-Pt. FG% | 1st Half: 5-13 38.5% | | | | | | | | | | | | | 2nd Half: 3-8 37.5% | Game: 38.1% |
| F Throw % | 1st Half: 6-8 75.0% | | | | | | | | | | | | | 2nd Half: 12-19 63.2% | Game: 66.7% |

Officials: R - Nan Sisk, U1 - Marissa Whaley, U2 - Lisa Ruggs

Technical fouls: Kennesaw State-None. Jacksonville State-None.

Attendance: 875

| Teams | 1 | 2 | Total |
|--------------------|----|----|-------|
| Kennesaw State | 45 | 42 | 87 |
| Jacksonville State | 51 | 41 | 92 |

Kennesaw State vs Towson December 19 at Towson, Maryland

VISITORS: Kennesaw State 1-5

| No Name | FG | 3FG | FT | OF | DF | RB | PF | TP | AS | TO | BK | ST | MIN | | |
|----------------|----------------------|------|------|----|----|----|----|----|----|----|----|----|-----|-----------------------|-------------|
| 20 Clarke | 7-14 | 1-3 | 1-3 | 3 | 6 | 9 | 2 | 16 | 1 | 4 | 0 | 0 | 26 | | |
| 23 Bates | 3-14 | 1-4 | 0-0 | 0 | 3 | 3 | 2 | 7 | 2 | 1 | 0 | 2 | 31 | | |
| 05 Mieszkowska | 4-8 | 0-2 | 4-6 | 0 | 3 | 3 | 1 | 12 | 3 | 3 | 0 | 2 | 30 | | |
| 15 Gurley | 0-4 | 0-3 | 0-0 | 1 | 0 | 1 | 3 | 0 | 0 | 1 | 0 | 1 | 33 | | |
| 24 Baker | 0-3 | 0-0 | 0-0 | 0 | 1 | 1 | 2 | 0 | 1 | 2 | 0 | 0 | 18 | | |
| 03 McKenzie | 0-0 | 0-0 | 0-0 | 0 | 0 | 0 | 0 | 0 | 0 | 0 | 0 | 0 | 2 | | |
| 10 Galbiati | 1-2 | 1-1 | 0-0 | 1 | 0 | 1 | 2 | 3 | 0 | 0 | 0 | 0 | 5 | | |
| 12 Robinson | 0-2 | 0-1 | 0-0 | 0 | 1 | 1 | 0 | 0 | 0 | 0 | 0 | 0 | 7 | | |
| 22 Gaye | 5-8 | 0-0 | 0-2 | 4 | 4 | 8 | 4 | 10 | 1 | 1 | 0 | 0 | 26 | | |
| 25 Johnson | 1-3 | 0-0 | 0-0 | 0 | 3 | 3 | 3 | 2 | 4 | 0 | 0 | 0 | 16 | | |
| 33 Anderson | 1-4 | 0-2 | 0-0 | 0 | 0 | 0 | 1 | 2 | 0 | 1 | 0 | 0 | 6 | | |
| Totals | 22-62 | 3-16 | 5-11 | 12 | 22 | 34 | 20 | 52 | 12 | 14 | 0 | 5 | 200 | | |
| TOTAL FG% | 1st Half: 9-32 28.1% | | | | | | | | | | | | | 2nd Half: 13-30 43.3% | Game: 35.5% |
| 3-Pt. FG% | 1st Half: 1-7 14.3% | | | | | | | | | | | | | 2nd Half: 2-9 22.2% | Game: 18.8% |
| F Throw % | 1st Half: 1-2 50.0% | | | | | | | | | | | | | 2nd Half: 4-9 44.4% | Game: 45.5% |

HOME TEAM: Towson 5-2

| No Name | FG | 3FG | FT | OF | DF | RB | PF | TP | AS | TO | BK | ST | MIN | | |
|-------------|-----------------------|------|-------|----|----|----|----|----|----|----|----|----|-----|-----------------------|-------------|
| 23 Jackson | 3-3 | 0-0 | 2-4 | 1 | 4 | 5 | 0 | 8 | 3 | 1 | 0 | 2 | 19 | | |
| 33 Robinson | 4-4 | 1-1 | 3-4 | 1 | 6 | 7 | 2 | 12 | 0 | 4 | 0 | 1 | 25 | | |
| 01 Rose | 3-8 | 3-8 | 0-1 | 1 | 0 | 1 | 0 | 9 | 2 | 3 | 0 | 0 | 31 | | |
| 15 Beasley | 6-12 | 1-3 | 1-3 | 2 | 7 | 9 | 0 | 14 | 3 | 1 | 0 | 2 | 36 | | |
| 21 West | 5-8 | 0-0 | 0-1 | 0 | 2 | 2 | 4 | 10 | 3 | 2 | 0 | 0 | 25 | | |
| 11 O'Brien | 0-3 | 0-0 | 3-4 | 1 | 2 | 3 | 0 | 3 | 1 | 1 | 0 | 0 | 18 | | |
| 13 Stimac | 0-2 | 0-2 | 2-4 | 0 | 1 | 1 | 3 | 2 | 0 | 2 | 2 | 0 | 8 | | |
| 30 Hopkins | 0-2 | 0-0 | 2-2 | 0 | 3 | 3 | 1 | 2 | 0 | 2 | 0 | 0 | 8 | | |
| 50 Gaston | 0-3 | 0-0 | 0-2 | 2 | 3 | 5 | 4 | 0 | 0 | 0 | 1 | 0 | 14 | | |
| 55 Pyme | 3-4 | 0-1 | 1-2 | 1 | 1 | 2 | 1 | 7 | 0 | 0 | 0 | 0 | 13 | | |
| Totals | 24-49 | 5-15 | 14-27 | 10 | 33 | 43 | 15 | 67 | 12 | 15 | 3 | 6 | 200 | | |
| TOTAL FG% | 1st Half: 13-29 44.8% | | | | | | | | | | | | | 2nd Half: 11-20 55.0% | Game: 49.0% |
| 3-Pt. FG% | 1st Half: 4-9 44.4% | | | | | | | | | | | | | 2nd Half: 1-6 16.7% | Game: 33.3% |
| F Throw % | 1st Half: 6-14 42.9% | | | | | | | | | | | | | 2nd Half: 8-13 61.5% | Game: 51.9% |

Officials: Bernell Bowen (R), Vidmantas Petraitis, H. Taylor Walls

Technical fouls: Kennesaw State-None. Towson-None.

Attendance: 263

| Teams | 1 | 2 | Total |
|----------------|----|----|-------|
| Kennesaw State | 20 | 32 | 52 |
| Towson | 36 | 31 | 67 |



2005-06 Box Scores

Kennesaw State vs West Virginia December 21 at Morgantown, West Virginia

VISITORS: Kennesaw State 1-6

| No Name | FG | 3FG | FT | OF | DF | RB | PF | TP | AS | TO | BK | ST | MIN |
|---------------|-------|------|-------|----|----|----|----|----|----|----|----|----|-----|
| 20 Clarke | 8-24 | 2-6 | 6-7 | 9 | 5 | 14 | 4 | 24 | 4 | 6 | 2 | 4 | 40 |
| 22 Gaye | 1-5 | 0-0 | 3-6 | 3 | 7 | 10 | 3 | 5 | 1 | 6 | 0 | 0 | 32 |
| 23 Bates | 4-8 | 1-4 | 0-0 | 0 | 1 | 1 | 2 | 9 | 2 | 2 | 0 | 1 | 29 |
| 25 Johnson | 3-6 | 0-0 | 2-4 | 0 | 0 | 0 | 2 | 8 | 0 | 1 | 0 | 1 | 30 |
| 5 Mieszkowska | 3-7 | 0-2 | 0-0 | 0 | 2 | 2 | 2 | 6 | 2 | 1 | 1 | 0 | 28 |
| 10 Galbiati | 0-1 | 0-0 | 0-0 | 0 | 0 | 0 | 0 | 0 | 0 | 1 | 0 | 0 | 2 |
| 12 Robinson | 0-0 | 0-0 | 0-0 | 0 | 0 | 0 | 0 | 0 | 0 | 0 | 0 | 1 | 2 |
| 15 Gurley | 0-3 | 0-3 | 0-0 | 1 | 0 | 1 | 3 | 0 | 0 | 3 | 0 | 0 | 16 |
| 24 Baker | 3-7 | 0-0 | 0-0 | 0 | 1 | 1 | 3 | 6 | 0 | 1 | 0 | 0 | 15 |
| 3 McKenzie | 0-0 | 0-0 | 0-0 | 0 | 0 | 0 | 0 | 0 | 0 | 0 | 0 | 0 | 2 |
| 32 Martin | 0-0 | 0-0 | 0-0 | 0 | 0 | 0 | 0 | 0 | 0 | 0 | 0 | 0 | 2 |
| 33 Anderson | 1-1 | 0-0 | 0-0 | 0 | 0 | 0 | 0 | 2 | 0 | 0 | 0 | 0 | 2 |
| Totals | 23-62 | 3-15 | 11-17 | 15 | 16 | 31 | 19 | 60 | 9 | 21 | 3 | 7 | 200 |

TOTAL FG% 1st Half: 10-24 41.7% 2nd Half: 13-38 34.2% Game: 37.1%
 3-PT. FG% 1st Half: 3-7 42.9% 2nd Half: 0-8 0.0% Game: 20.0%
 F Throw % 1st Half: 8-12 66.7% 2nd Half: 3-5 60.0% Game: 64.7%

HOME TEAM: West Virginia 6-2

| No Name | FG | 3FG | FT | OF | DF | RB | PF | TP | AS | TO | BK | ST | MIN |
|----------------|-------|------|-------|----|----|----|----|-----|----|----|----|----|-----|
| 45 Sanni | 13-13 | 0-0 | 2-6 | 2 | 8 | 10 | 2 | 28 | 2 | 2 | 1 | 0 | 25 |
| 11 Davis-White | 5-10 | 1-3 | 4-4 | 2 | 0 | 2 | 2 | 15 | 0 | 3 | 0 | 2 | 23 |
| 22 Cole | 3-4 | 0-0 | 2-2 | 2 | 3 | 5 | 3 | 8 | 4 | 2 | 2 | 0 | 22 |
| 23 Powell | 0-1 | 0-0 | 0-0 | 1 | 0 | 1 | 4 | 0 | 1 | 4 | 0 | 1 | 13 |
| 4 Bulger | 9-19 | 3-10 | 4-5 | 0 | 2 | 2 | 1 | 25 | 4 | 2 | 2 | 1 | 33 |
| 1 Owens | 2-3 | 0-0 | 0-0 | 1 | 1 | 2 | 1 | 4 | 1 | 0 | 0 | 2 | 14 |
| 12 Bucar | 1-3 | 1-1 | 0-0 | 0 | 4 | 4 | 3 | 3 | 8 | 1 | 0 | 1 | 27 |
| 33 Leuchanka | 2-4 | 0-0 | 2-2 | 2 | 5 | 7 | 2 | 6 | 0 | 0 | 1 | 1 | 16 |
| 35 Kelly | 3-7 | 0-0 | 4-4 | 2 | 3 | 5 | 0 | 10 | 0 | 1 | 0 | 1 | 19 |
| 44 Lee | 0-0 | 0-0 | 1-2 | 0 | 0 | 0 | 0 | 1 | 0 | 0 | 0 | 0 | 8 |
| Totals | 38-64 | 5-14 | 19-25 | 14 | 27 | 41 | 18 | 100 | 20 | 15 | 6 | 9 | 200 |

TOTAL FG% 1st Half: 19-31 61.3% 2nd Half: 19-33 57.6% Game: 59.4%
 3-PT. FG% 1st Half: 1-7 14.3% 2nd Half: 4-7 57.1% Game: 35.7%
 F Throw % 1st Half: 6-7 85.7% 2nd Half: 13-18 72.2% Game: 76.0%

Officials: Barbara Jo Smith, Kathleen Lynch, Kevin Pethel
 Technical fouls: Kennesaw State-None. West Virginia-None.
 Attendance: 710

| Teams | 1 | 2 | Total |
|----------------|----|----|-------|
| Kennesaw State | 31 | 29 | 60 |
| West Virginia | 45 | 55 | 100 |

Kennesaw State vs Jacksonville January 5 at Jacksonville, Florida

VISITORS: Kennesaw State 2-7, 2-2

| No Name | FG | 3FG | FT | OF | DF | RB | PF | TP | AS | TO | BK | ST | MIN |
|----------------|-------|-------|------|----|----|----|----|----|----|----|----|----|-----|
| 20 Clarke | 5-17 | 1-3 | 0-4 | 10 | 4 | 14 | 3 | 11 | 1 | 2 | 2 | 3 | 32 |
| 22 Gaye | 2-7 | 0-0 | 1-2 | 4 | 5 | 9 | 3 | 5 | 2 | 2 | 0 | 2 | 35 |
| 23 Bates | 5-16 | 2-7 | 5-6 | 1 | 1 | 2 | 1 | 17 | 2 | 1 | 0 | 0 | 23 |
| 05 Mieszkowska | 4-10 | 3-6 | 0-0 | 0 | 0 | 0 | 2 | 11 | 2 | 1 | 1 | 2 | 31 |
| 25 Johnson | 3-4 | 1-2 | 2-2 | 1 | 2 | 3 | 1 | 9 | 1 | 4 | 1 | 1 | 34 |
| 15 Gurley | 3-7 | 2-5 | 0-0 | 1 | 0 | 1 | 0 | 8 | 1 | 0 | 0 | 0 | 14 |
| 21 Lujan | 2-5 | 1-2 | 0-2 | 1 | 2 | 3 | 1 | 5 | 1 | 1 | 0 | 1 | 22 |
| 24 Baker | 0-3 | 0-0 | 0-0 | 1 | 0 | 1 | 0 | 0 | 0 | 1 | 0 | 0 | 9 |
| 32 Martin | 0-1 | 0-0 | 0-0 | 0 | 0 | 0 | 0 | 0 | 0 | 0 | 0 | 0 | 0 |
| Totals | 24-70 | 10-25 | 8-16 | 22 | 17 | 39 | 12 | 66 | 10 | 12 | 4 | 9 | 200 |

TOTAL FG% 1st Half: 13-38 34.2% 2nd Half: 11-32 34.4% Game: 34.3%
 3-PT. FG% 1st Half: 5-15 33.3% 2nd Half: 5-10 50.0% Game: 40.0%
 F Throw % 1st Half: 3-8 37.5% 2nd Half: 5-8 62.5% Game: 50.0%

HOME TEAM: Jacksonville 3-7, 0-3

| No Name | FG | 3FG | FT | OF | DF | RB | PF | TP | AS | TO | BK | ST | MIN |
|--------------|-------|------|-----|----|----|----|----|----|----|----|----|----|-----|
| 32 Gregoire | 7-14 | 1-3 | 0-2 | 2 | 4 | 6 | 1 | 15 | 5 | 4 | 0 | 3 | 33 |
| 33 Ford | 0-3 | 0-0 | 0-0 | 2 | 1 | 3 | 0 | 0 | 0 | 1 | 0 | 0 | 11 |
| 15 Williams | 8-13 | 0-0 | 0-0 | 2 | 2 | 4 | 3 | 16 | 3 | 3 | 2 | 1 | 32 |
| 03 Alford | 5-12 | 2-6 | 0-0 | 3 | 2 | 5 | 1 | 12 | 1 | 2 | 0 | 1 | 34 |
| 04 Carpenter | 4-12 | 0-1 | 0-1 | 6 | 7 | 13 | 3 | 8 | 2 | 6 | 2 | 2 | 31 |
| 11 Ornoite | 1-4 | 1-3 | 0-0 | 1 | 3 | 4 | 2 | 3 | 5 | 3 | 1 | 0 | 33 |
| 14 Hamilton | 0-0 | 0-0 | 0-0 | 0 | 2 | 2 | 0 | 0 | 0 | 2 | 0 | 1 | 10 |
| 22 Davis | 0-0 | 0-0 | 0-0 | 0 | 0 | 0 | 0 | 0 | 0 | 0 | 1 | 0 | 0 |
| 55 Robinson | 3-6 | 0-0 | 0-0 | 3 | 3 | 6 | 5 | 6 | 0 | 0 | 1 | 0 | 16 |
| Totals | 28-64 | 4-13 | 0-3 | 20 | 29 | 49 | 15 | 60 | 16 | 21 | 7 | 8 | 200 |

TOTAL FG% 1st Half: 14-32 43.8% 2nd Half: 14-32 43.8% Game: 43.8%
 3-PT. FG% 1st Half: 2-5 40.0% 2nd Half: 2-8 25.0% Game: 30.8%
 F Throw % 1st Half: 0-2 0.0% 2nd Half: 0-1 0.0% Game: 0.0%

Officials: Pete Jenkinson, Troy Karr, Matt Geer
 Technical fouls: Kennesaw State-None. Jacksonville-None.
 Attendance: 202

| Teams | 1 | 2 | Total |
|----------------|----|----|-------|
| Kennesaw State | 34 | 32 | 66 |
| Jacksonville | 30 | 30 | 60 |

Kennesaw State vs East Tennessee State January 2 at Johnson City, Tennessee

VISITORS: KSU 1-7, 1-2 A-Sun

| No Name | FG | 3FG | FT | OF | DF | RB | PF | TP | AS | TO | BK | ST | MIN |
|----------------|-------|------|-------|----|----|----|----|----|----|----|----|----|-----|
| 20 Clarke | 8-19 | 2-4 | 2-2 | 4 | 6 | 10 | 3 | 20 | 1 | 2 | 0 | 3 | 32 |
| 22 Gaye | 4-8 | 0-0 | 3-4 | 2 | 4 | 6 | 2 | 11 | 1 | 3 | 0 | 1 | 33 |
| 23 Bates | 4-11 | 3-8 | 2-2 | 8 | 0 | 8 | 4 | 13 | 0 | 4 | 0 | 2 | 34 |
| 05 Mieszkowska | 7-15 | 1-5 | 1-2 | 3 | 1 | 4 | 5 | 16 | 6 | 4 | 0 | 4 | 40 |
| 25 Johnson | 1-6 | 0-1 | 1-2 | 1 | 2 | 3 | 1 | 3 | 1 | 6 | 0 | 1 | 29 |
| 15 Gurley | 0-1 | 0-1 | 0-0 | 0 | 0 | 0 | 3 | 0 | 0 | 2 | 0 | 0 | 6 |
| 21 Lujan | 1-8 | 0-3 | 0-0 | 0 | 2 | 2 | 2 | 2 | 1 | 2 | 0 | 1 | 23 |
| 24 Baker | 0-0 | 0-0 | 1-1 | 0 | 1 | 0 | 1 | 0 | 2 | 0 | 0 | 0 | 3 |
| Totals | 25-68 | 6-22 | 10-13 | 18 | 19 | 37 | 20 | 66 | 10 | 26 | 0 | 12 | 200 |

TOTAL FG% 1st Half: 14-32 43.8% 2nd Half: 11-36 30.6% Game: 36.8%
 3-PT. FG% 1st Half: 2-11 18.2% 2nd Half: 4-11 36.4% Game: 27.3%
 F Throw % 1st Half: 3-5 60.0% 2nd Half: 7-8 87.5% Game: 76.9%

HOME TEAM: ETSU 7-3, 3-0 A-Sun

| No Name | FG | 3FG | FT | OF | DF | RB | PF | TP | AS | TO | BK | ST | MIN |
|-------------|-------|-----|-------|----|----|----|----|----|----|----|----|----|-----|
| 23 Akers | 2-3 | 0-0 | 2-2 | 1 | 3 | 4 | 5 | 6 | 0 | 4 | 0 | 1 | 24 |
| 52 Gibson | 7-15 | 0-0 | 3-3 | 4 | 4 | 8 | 2 | 17 | 0 | 6 | 0 | 1 | 24 |
| 24 Norman | 2-8 | 0-0 | 2-4 | 3 | 2 | 5 | 1 | 6 | 0 | 1 | 0 | 0 | 21 |
| 01 Azubuike | 1-5 | 0-0 | 0-0 | 0 | 0 | 0 | 1 | 2 | 0 | 0 | 0 | 1 | 14 |
| 14 Banjo | 5-14 | 1-5 | 7-8 | 2 | 8 | 10 | 3 | 18 | 6 | 5 | 1 | 3 | 36 |
| 03 Moring | 0-0 | 0-0 | 0-0 | 0 | 1 | 1 | 0 | 0 | 0 | 2 | 0 | 0 | 4 |
| 10 Wilhoit | 1-1 | 0-0 | 1-2 | 1 | 3 | 4 | 0 | 3 | 3 | 5 | 0 | 2 | 28 |
| 12 Holmes | 0-1 | 0-0 | 0-0 | 0 | 0 | 0 | 2 | 0 | 3 | 1 | 0 | 1 | 9 |
| 20 DeVault | 2-2 | 1-1 | 9-9 | 2 | 3 | 5 | 1 | 14 | 3 | 2 | 1 | 2 | 29 |
| 34 Turman | 4-7 | 0-0 | 0-2 | 0 | 0 | 0 | 1 | 8 | 0 | 0 | 0 | 0 | 11 |
| Totals | 24-56 | 2-6 | 24-30 | 14 | 28 | 42 | 17 | 74 | 15 | 26 | 2 | 11 | 200 |

TOTAL FG% 1st Half: 12-28 42.9% 2nd Half: 12-28 42.9% Game: 42.9%
 3-PT. FG% 1st Half: 1-2 50.0% 2nd Half: 1-4 25.0% Game: 33.3%
 F Throw % 1st Half: 11-11 100% 2nd Half: 13-19 68.4% Game: 80.0%

Officials: Erica Bradley, Mike Trussel, Cheryl Ball
 Technical fouls: KSU-None. ETSU-None.
 Attendance: 465

| Teams | 1 | 2 | Total |
|----------------------|----|----|-------|
| Kennesaw State | 33 | 33 | 66 |
| East Tennessee State | 36 | 38 | 74 |

Kennesaw State vs North Florida January 7 at Jacksonville, Florida

VISITORS: Kennesaw State 2-8, 2-3 A-Sun

| No Name | FG | 3FG | FT | OF | DF | RB | PF | TP | AS | TO | BK | ST | MIN |
|----------------|-------|------|-----|----|----|----|----|----|----|----|----|----|-----|
| 21 Lujan | 1-9 | 1-5 | 0-0 | 1 | 2 | 3 | 0 | 3 | 0 | 0 | 0 | 1 | 18 |
| 22 Gaye | 3-8 | 0-0 | 4-6 | 3 | 4 | 7 | 2 | 10 | 4 | 0 | 1 | 1 | 33 |
| 23 Bates | 8-18 | 2-5 | 0-0 | 6 | 1 | 7 | 3 | 18 | 1 | 2 | 0 | 2 | 35 |
| 05 Mieszkowska | 3-9 | 1-4 | 0-0 | 1 | 0 | 1 | 1 | 7 | 3 | 3 | 0 | 3 | 30 |
| 25 Johnson | 0-5 | 0-5 | 0-0 | 1 | 3 | 4 | 4 | 0 | 2 | 4 | 0 | 5 | 36 |
| 12 Robinson | 1-2 | 0-0 | 0-2 | 2 | 1 | 3 | 0 | 2 | 0 | 0 | 0 | 0 | 11 |
| 15 Gurley | 1-8 | 1-7 | 0-0 | 0 | 0 | 0 | 1 | 3 | 2 | 1 | 0 | 0 | 28 |
| 24 Baker | 1-4 | 0-2 | 0-0 | 0 | 1 | 1 | 0 | 2 | 0 | 0 | 0 | 0 | 9 |
| Totals | 18-63 | 5-28 | 4-8 | 14 | 15 | 29 | 11 | 45 | 12 | 11 | 1 | 12 | 200 |

TOTAL FG% 1st Half: 8-32 25.0% 2nd Half: 10-31 32.3% Game: 28.6%
 3-PT. FG% 1st Half: 2-16 12.5% 2nd Half: 3-12 25.0% Game: 17.9%
 F Throw % 1st Half: 0-2 0.0% 2nd Half: 4-6 66.7% Game: 50.0%

HOME TEAM: North Florida 4-8, 2-2 A-Sun

| No Name | FG | 3FG | FT | OF | DF | RB | PF | TP | AS | TO | BK | ST | MIN |
|---------------|-------|------|-----|----|----|----|----|----|----|----|----|----|-----|
| 40 Dill | 1-9 | 0-2 | 0-0 | 1 | 5 | 6 | 1 | 2 | 0 | 2 | 0 | 0 | 20 |
| 42 Beik | 8-12 | 1-2 | 1-1 | 2 | 5 | 7 | 3 | 18 | 0 | 1 | 1 | 1 | 26 |
| 10 Hubbard | 8-10 | 4-4 | 3-4 | 0 | 2 | 2 | 2 | 23 | 3 | 8 | 1 | 2 | 29 |
| 21 Mountfield | 0-5 | 0-2 | 0-0 | 0 | 2 | 2 | 0 | 0 | 5 | 1 | 0 | 2 | 25 |
| 30 Sheldon | 0-0 | 0-0 | 0-0 | 1 | 2 | 3 | 2 | 0 | 5 | 6 | 0 | 2 | 31 |
| 14 Guldager | 3-4 | 0-0 | 0-0 | 2 | 11 | 13 | 4 | 6 | 0 | 2 | 1 | 1 | 28 |
| 20 Bowen | 0-1 | 0-1 | 0-0 | 1 | 0 | 1 | 0 | 0 | 3 | 2 | 0 | 0 | 19 |
| 22 Reames | 1-1 | 0-0 | 2-2 | 0 | 1 | 1 | 1 | 4 | 0 | 0 | 0 | 0 | 5 |
| 23 Haberlein | 1-5 | 1-4 | 0-0 | 3 | 1 | 1 | 1 | 3 | 0 | 1 | 1 | 1 | 17 |
| Totals | 22-47 | 6-15 | 6-7 | 10 | 34 | 44 | 14 | 56 | 16 | 24 | 4 | 9 | 200 |

TOTAL FG% 1st Half: 10-28 35.7% 2nd Half: 12-19 63.2% Game: 46.8%
 3-PT. FG% 1st Half: 3-8 37.5% 2nd Half: 3-7 42.9% Game: 40.0%
 F Throw % 1st Half: 4-4 100% 2nd Half: 2-3 66.7% Game: 85.7%

Officials: Ecitrym Lamarr, Tony Brown, Matt Geer
 Technical fouls: Kennesaw State-None. North Florida-None.
 Attendance: 465

| Teams | 1 | 2 | Total |
|----------------|----|----|-------|
| Kennesaw State | 18 | 27 | 45 |
| North Florida | 27 | 29 | 56 |



2005-06 Box Scores

Kennesaw State vs South Dakota State

January 10 at Brookings, South Dakota

VISITORS: Kennesaw State (Ga.) 2-9

| No | Name | FG | 3FG | FT | OF | DF | RB | PF | TP | AS | TO | BK | ST | MIN |
|-----------|------------|----------------------|------|----------------------|----|----|----|----|----|-------------|----|----|----|-----|
| 21 | Lujan | 5-13 | 2-6 | 0-0 | 1 | 3 | 4 | 2 | 12 | 1 | 4 | 0 | 2 | 33 |
| 22 | Gaye | 4-7 | 0-0 | 0-0 | 1 | 1 | 2 | 5 | 8 | 1 | 3 | 1 | 1 | 27 |
| 05 | Mieszowska | 1-13 | 1-6 | 2-2 | 1 | 2 | 3 | 1 | 5 | 1 | 5 | 0 | 2 | 31 |
| 12 | Robinson | 0-3 | 0-0 | 1-2 | 0 | 1 | 1 | 5 | 1 | 1 | 1 | 0 | 3 | 13 |
| 25 | Johnson | 1-4 | 1-1 | 0-3 | 0 | 1 | 1 | 0 | 3 | 3 | 0 | 0 | 0 | 27 |
| 03 | McKenzie | 0-0 | 0-0 | 0-0 | 0 | 1 | 1 | 4 | 0 | 1 | 0 | 0 | 0 | 18 |
| 10 | Galbiati | 0-0 | 0-0 | 0-0 | 0 | 0 | 0 | 0 | 0 | 0 | 4 | 0 | 1 | 5 |
| 15 | Gurley | 1-8 | 1-7 | 0-0 | 0 | 1 | 1 | 3 | 3 | 0 | 2 | 0 | 0 | 15 |
| 24 | Baker | 2-5 | 0-1 | 3-4 | 3 | 2 | 5 | 3 | 7 | 0 | 1 | 1 | 1 | 22 |
| 32 | Martin | 1-1 | 0-0 | 1-1 | 0 | 0 | 0 | 0 | 3 | 0 | 0 | 0 | 0 | 4 |
| 33 | Anderson | 1-4 | 0-1 | 0-0 | 2 | 1 | 3 | 1 | 2 | 0 | 0 | 0 | 0 | 5 |
| Totals | | 16-58 | 5-22 | 7-12 | 10 | 17 | 27 | 24 | 44 | 8 | 20 | 2 | 10 | 200 |
| TOTAL FG% | | 1st Half: 8-27 29.6% | | 2nd Half: 8-31 25.8% | | | | | | Game: 27.6% | | | | |
| 3-Pt. FG% | | 1st Half: 3-12 25.0% | | 2nd Half: 2-10 20.0% | | | | | | Game: 22.7% | | | | |
| F Throw % | | 1st Half: 1-4 25.0% | | 2nd Half: 6-8 75.0% | | | | | | Game: 58.3% | | | | |

HOME TEAM: South Dakota State 9-6

| No | Name | FG | 3FG | FT | OF | DF | RB | PF | TP | AS | TO | BK | ST | MIN |
|-----------|------------|-----------------------|------|-----------------------|----|----|----|----|----|-------------|----|----|----|-----|
| 32 | Vogel | 4-7 | 2-4 | 4-5 | 2 | 5 | 7 | 1 | 14 | 1 | 0 | 0 | 2 | 23 |
| 44 | Warkenthen | 2-5 | 0-0 | 4-4 | 1 | 4 | 5 | 2 | 8 | 1 | 0 | 1 | 0 | 26 |
| 54 | Gilbert | 6-7 | 0-0 | 4-8 | 3 | 1 | 4 | 1 | 16 | 1 | 2 | 0 | 2 | 21 |
| 04 | Verdegan | 5-11 | 2-6 | 6-7 | 4 | 5 | 9 | 0 | 18 | 4 | 4 | 2 | 3 | 25 |
| 20 | Sieler | 0-4 | 0-3 | 2-2 | 0 | 4 | 4 | 3 | 2 | 3 | 4 | 0 | 1 | 21 |
| 12 | Smith | 0-2 | 0-1 | 2-2 | 0 | 0 | 0 | 1 | 2 | 0 | 1 | 0 | 1 | 4 |
| 14 | Carda | 2-7 | 0-0 | 5-6 | 3 | 6 | 9 | 1 | 9 | 1 | 1 | 3 | 2 | 24 |
| 24 | Meier | 1-2 | 1-1 | 0-0 | 1 | 1 | 2 | 1 | 3 | 2 | 1 | 0 | 0 | 11 |
| 30 | Ostad | 4-7 | 2-5 | 0-0 | 0 | 3 | 3 | 1 | 10 | 5 | 0 | 0 | 1 | 20 |
| 42 | Muckenhirn | 4-6 | 2-3 | 0-0 | 1 | 2 | 3 | 2 | 10 | 3 | 2 | 0 | 1 | 25 |
| Totals | | 28-58 | 9-23 | 27-34 | 15 | 35 | 50 | 13 | 92 | 21 | 15 | 6 | 13 | 200 |
| TOTAL FG% | | 1st Half: 16-32 50.0% | | 2nd Half: 12-26 46.2% | | | | | | Game: 48.3% | | | | |
| 3-Pt. FG% | | 1st Half: 4-11 36.4% | | 2nd Half: 5-12 41.7% | | | | | | Game: 39.1% | | | | |
| F Throw % | | 1st Half: 12-14 85.7% | | 2nd Half: 15-20 75.0% | | | | | | Game: 79.4% | | | | |

Officials: Dave Peterson, Keith Kusler, Jeff Syllaassen

Technical fouls: Kennesaw State (Ga.)-None. South Dakota State-None.

Attendance: 1329

| Teams | 1 | 2 | Total |
|--------------------|----|----|-------|
| Kennesaw State | 20 | 24 | 44 |
| South Dakota State | 48 | 44 | 92 |

Florida Atlantic vs Kennesaw State

January 14 at Kennesaw, Georgia

VISITORS: Florida Atlantic 6-7, 5-1

| No | Name | FG | 3FG | FT | OF | DF | RB | PF | TP | AS | TO | BK | ST | MIN |
|-----------|-----------|-----------------------|------|-----------------------|----|----|----|----|----|-------------|----|----|----|-----|
| 12 | Crenshaw | 0-0 | 0-0 | 0-0 | 1 | 0 | 1 | 1 | 0 | 0 | 1 | 0 | 1 | 8 |
| 33 | Williams | 8-14 | 2-4 | 5-7 | 4 | 4 | 8 | 2 | 23 | 1 | 3 | 0 | 1 | 25 |
| 50 | Anderson | 3-4 | 0-0 | 4-8 | 1 | 3 | 4 | 4 | 10 | 3 | 1 | 1 | 0 | 20 |
| 23 | Glaser | 4-7 | 1-2 | 5-6 | 1 | 1 | 2 | 2 | 14 | 1 | 1 | 0 | 1 | 33 |
| 24 | Brayboy | 1-4 | 0-1 | 0-0 | 0 | 3 | 3 | 5 | 2 | 7 | 1 | 0 | 2 | 30 |
| 04 | Young | 1-3 | 0-0 | 3-4 | 0 | 3 | 3 | 3 | 5 | 1 | 4 | 0 | 0 | 15 |
| 05 | Randolph | 1-2 | 1-2 | 0-0 | 0 | 1 | 1 | 0 | 3 | 1 | 2 | 0 | 0 | 10 |
| 10 | Beauzil | 2-4 | 1-1 | 0-0 | 0 | 1 | 1 | 0 | 5 | 1 | 1 | 0 | 0 | 8 |
| 13 | Cox | 1-6 | 0-0 | 0-0 | 0 | 2 | 2 | 1 | 2 | 0 | 0 | 1 | 1 | 12 |
| 32 | N'Diaye | 0-1 | 0-0 | 0-0 | 0 | 0 | 0 | 0 | 0 | 0 | 1 | 0 | 0 | 7 |
| 34 | Rieksberg | 0-1 | 0-1 | 0-0 | 0 | 1 | 1 | 1 | 0 | 0 | 0 | 0 | 0 | 7 |
| 44 | Bulin | 2-3 | 0-0 | 3-6 | 0 | 1 | 1 | 4 | 7 | 1 | 2 | 0 | 6 | 25 |
| Totals | | 23-49 | 5-11 | 20-31 | 9 | 25 | 34 | 23 | 71 | 16 | 26 | 2 | 12 | 200 |
| TOTAL FG% | | 1st Half: 11-27 40.7% | | 2nd Half: 12-22 54.5% | | | | | | Game: 46.9% | | | | |
| 3-Pt. FG% | | 1st Half: 5-8 62.5% | | 2nd Half: 0-3 0.0% | | | | | | Game: 45.5% | | | | |
| F Throw % | | 1st Half: 5-8 62.5% | | 2nd Half: 15-23 65.2% | | | | | | Game: 64.5% | | | | |

HOME TEAM: Kennesaw State (2-10, 2-4)

| No | Name | FG | 3FG | FT | OF | DF | RB | PF | TP | AS | TO | BK | ST | MIN |
|-----------|------------|----------------------|------|-----------------------|----|----|----|----|----|-------------|----|----|----|-----|
| 12 | Robinson | 1-5 | 0-1 | 4-6 | 3 | 2 | 5 | 4 | 6 | 3 | 0 | 0 | 3 | 31 |
| 20 | Clarke | 7-11 | 0-1 | 2-3 | 5 | 2 | 7 | 5 | 16 | 0 | 2 | 0 | 3 | 17 |
| 24 | Baker | 0-2 | 0-0 | 2-2 | 0 | 1 | 1 | 0 | 2 | 0 | 5 | 0 | 1 | 14 |
| 05 | Mieszowska | 4-15 | 0-4 | 2-2 | 0 | 2 | 2 | 2 | 10 | 3 | 3 | 0 | 1 | 36 |
| 25 | Johnson | 3-7 | 0-1 | 2-2 | 0 | 4 | 4 | 5 | 8 | 2 | 7 | 0 | 3 | 33 |
| 10 | Galbiati | 0-2 | 0-1 | 0-1 | 0 | 0 | 0 | 1 | 0 | 0 | 0 | 0 | 2 | 7 |
| 15 | Gurley | 2-9 | 2-8 | 2-2 | 1 | 1 | 2 | 2 | 8 | 1 | 1 | 0 | 1 | 20 |
| 21 | Lujan | 0-1 | 0-0 | 2-2 | 0 | 2 | 2 | 2 | 2 | 0 | 2 | 1 | 0 | 18 |
| 22 | Gaye | 1-2 | 0-0 | 4-4 | 2 | 5 | 7 | 1 | 6 | 1 | 5 | 0 | 1 | 24 |
| Totals | | 18-54 | 2-16 | 20-24 | 12 | 21 | 33 | 22 | 58 | 10 | 27 | 1 | 15 | 200 |
| TOTAL FG% | | 1st Half: 7-26 26.9% | | 2nd Half: 11-28 39.3% | | | | | | Game: 33.3% | | | | |
| 3-Pt. FG% | | 1st Half: 0-6 0.0% | | 2nd Half: 2-10 20.0% | | | | | | Game: 12.5% | | | | |
| F Throw % | | 1st Half: 10-10 100% | | 2nd Half: 10-14 71.4% | | | | | | Game: 83.3% | | | | |

Officials: Mary Day, Courtney Walker, Greg Norton

Technical fouls: Florida Atlantic-None. Kennesaw State-None.

Attendance: 304

| Teams | 1 | 2 | Total |
|------------------|----|----|-------|
| Florida Atlantic | 32 | 39 | 71 |
| Kennesaw State | 24 | 34 | 58 |

East Tennessee State vs Kennesaw State

January 16 at Kennesaw, Georgia

VISITORS: East Tennessee State (10-4, 6-1)

| No | Name | FG | 3FG | FT | OF | DF | RB | PF | TP | AS | TO | BK | ST | MIN |
|-----------|-----------|-----------------------|-----|-----------------------|----|----|----|----|----|-------------|----|----|----|-----|
| 23 | Akers | 5-10 | 0-0 | 1-3 | 1 | 4 | 5 | 4 | 11 | 2 | 3 | 1 | 3 | 30 |
| 52 | Gibson | 6-11 | 0-0 | 2-2 | 2 | 6 | 8 | 4 | 14 | 0 | 1 | 1 | 3 | 24 |
| 24 | Norman | 4-7 | 0-0 | 0-0 | 1 | 4 | 5 | 3 | 8 | 0 | 1 | 1 | 1 | 21 |
| 01 | Azubuikwe | 2-3 | 0-0 | 0-0 | 1 | 3 | 4 | 2 | 4 | 2 | 0 | 1 | 1 | 13 |
| 14 | Banjo | 4-9 | 1-4 | 6-8 | 2 | 0 | 2 | 3 | 15 | 2 | 4 | 0 | 4 | 30 |
| 03 | Moring | 1-2 | 0-0 | 0-0 | 0 | 0 | 0 | 0 | 2 | 0 | 0 | 0 | 0 | 1 |
| 10 | Wilhoit | 1-2 | 0-0 | 1-2 | 2 | 1 | 3 | 0 | 3 | 3 | 2 | 0 | 1 | 30 |
| 12 | Holmes | 1-3 | 0-0 | 1-2 | 0 | 1 | 1 | 0 | 3 | 4 | 3 | 0 | 1 | 16 |
| 20 | DeVault | 2-7 | 0-3 | 3-4 | 3 | 3 | 6 | 2 | 7 | 2 | 1 | 0 | 1 | 20 |
| 34 | Turman | 1-4 | 0-0 | 0-0 | 0 | 0 | 0 | 2 | 2 | 0 | 4 | 0 | 2 | 15 |
| Totals | | 27-58 | 1-7 | 14-21 | 13 | 25 | 38 | 20 | 69 | 15 | 19 | 4 | 17 | 200 |
| TOTAL FG% | | 1st Half: 15-30 50.0% | | 2nd Half: 12-28 42.9% | | | | | | Game: 46.6% | | | | |
| 3-Pt. FG% | | 1st Half: 0-4 0.0% | | 2nd Half: 1-3 33.3% | | | | | | Game: 14.3% | | | | |
| F Throw % | | 1st Half: 8-11 72.7% | | 2nd Half: 6-10 60.0% | | | | | | Game: 66.7% | | | | |

HOME TEAM: Kennesaw State (2-11, 2-5)

| No | Name | FG | 3FG | FT | OF | DF | RB | PF | TP | AS | TO | BK | ST | MIN | |
|-----------|------------|-----------------------|------|-----------------------|----|----|----|----|----|-------------|----|----|----|-----|---|
| 20 | Clarke | 7-20 | 1-5 | 3-6 | 6 | 11 | 17 | 4 | 18 | 6 | 7 | 0 | 2 | 37 | |
| 24 | Baker | 2-8 | 0-1 | 0-0 | 2 | 2 | 4 | 3 | 4 | 1 | 1 | 0 | 2 | 29 | |
| 22 | Gaye | 6-9 | 0-0 | 1-2 | 4 | 4 | 8 | 2 | 13 | 0 | 4 | 0 | 2 | 36 | |
| 05 | Mieszowska | 3-11 | 0-6 | 2-3 | 1 | 2 | 2 | 8 | 2 | 4 | 0 | 1 | 3 | 31 | |
| 25 | Johnson | 0-3 | 0-1 | 0-0 | 0 | 1 | 1 | 4 | 0 | 1 | 6 | 0 | 0 | 15 | |
| 03 | McKenzie | 0-0 | 0-0 | 0-0 | 0 | 0 | 0 | 0 | 0 | 0 | 0 | 0 | 1 | 1 | |
| 10 | Galbiati | 1-1 | 1-1 | 0-0 | 0 | 0 | 0 | 0 | 3 | 0 | 0 | 0 | 0 | 2 | |
| 12 | Robinson | 2-4 | 0-1 | 0-1 | 2 | 0 | 2 | 1 | 4 | 0 | 0 | 0 | 1 | 14 | |
| 15 | Gurley | 1-6 | 1-6 | 2-2 | 0 | 1 | 1 | 1 | 5 | 1 | 2 | 0 | 1 | 26 | |
| 21 | Lujan | 0-1 | 0-0 | 0-0 | 1 | 1 | 2 | 1 | 0 | 0 | 0 | 0 | 0 | 1 | 7 |
| 32 | Martin | 0-0 | 0-0 | 0-0 | 0 | 0 | 0 | 0 | 0 | 0 | 0 | 0 | 0 | 1 | |
| 33 | Anderson | 0-1 | 0-1 | 0-0 | 0 | 0 | 0 | 0 | 0 | 0 | 0 | 0 | 0 | 1 | |
| Totals | | 22-64 | 3-22 | 8-14 | 19 | 23 | 42 | 18 | 55 | 11 | 24 | 0 | 11 | 200 | |
| TOTAL FG% | | 1st Half: 12-32 37.5% | | 2nd Half: 10-32 31.3% | | | | | | Game: 34.4% | | | | | |
| 3-Pt. FG% | | 1st Half: 1-11 9.1% | | 2nd Half: 1-11 9.1% | | | | | | Game: 13.6% | | | | | |
| F Throw % | | 1st Half: 3-6 50.0% | | 2nd Half: 5-8 62.5% | | | | | | Game: 57.1% | | | | | |

Officials: Doc Sisk, J.T. Turner, Kris Varjas

Technical fouls: East Tennessee State-None. Kennesaw State-None.

Attendance: 221

| Teams | 1 | 2 | Total |
|----------------------|----|----|-------|
| East Tennessee State | 38 | 31 | 69 |
| Kennesaw State | 28 | 27 | 55 |

Gardner-Webb vs Kennesaw State

January 19 at Kennesaw, Georgia

VISITORS: Gardner-Webb 6-9 (5-1)

| No | Name | FG | 3FG | FT | OF | DF | RB | PF | TP | AS | TO | BK | ST | MIN |
|----|------------|------|-----|-----|----|----|----|----|----|----|----|----|----|-----|
| 10 | Blackman | 3-7 | 0-2 | 3-4 | 2 | 3 | 5 | 2 | 9 | 3 | 2 | 0 | 1 | 26 |
| 44 | Harmon | 5-9 | 0-0 | 1-4 | 6 | 7 | 13 | 2 | 11 | 0 | 3 | 3 | 1 | 33 |
| 11 | Povilonyte | 6-14 | 0-0 | 2-3 | 1 | 5 | 6 | 2 | 14 | 1 | 2 | 0 | | |

2005-06 Box Scores

Campbell vs Kennesaw State

January 21 at Kennesaw, Georgia

VISITORS: Campbell (7-10, 6-3)

| No | Name | FG | 3FG | FT | OF | DF | RB | PF | TP | AS | TO | BK | ST | MIN | |
|-----------|------------|-----------------------|------|-------|-----------------------|----|----|-------------|----|----|----|----|----|-----|--|
| 21 | Graham | 3-7 | 2-6 | 5-6 | 2 | 5 | 7 | 3 | 13 | 2 | 1 | 0 | 0 | 38 | |
| 50 | Murphy | 2-4 | 0-0 | 2-2 | 1 | 3 | 4 | 4 | 6 | 1 | 1 | 0 | 0 | 14 | |
| 40 | Lodge | 7-12 | 0-0 | 4-5 | 2 | 3 | 5 | 3 | 18 | 3 | 3 | 1 | 1 | 36 | |
| 10 | Dickson | 5-8 | 2-3 | 5-6 | 0 | 3 | 3 | 2 | 17 | 4 | 4 | 0 | 1 | 40 | |
| 11 | Tomlinson | 1-3 | 0-1 | 0-0 | 1 | 2 | 3 | 4 | 2 | 1 | 3 | 0 | 2 | 13 | |
| 04 | Graham, K. | 0-0 | 0-0 | 0-0 | 0 | 1 | 1 | 0 | 0 | 0 | 1 | 0 | 0 | 3 | |
| 14 | Blackwell | 0-3 | 0-0 | 0-0 | 1 | 3 | 4 | 2 | 0 | 2 | 3 | 0 | 1 | 17 | |
| 15 | Ochogu | 2-5 | 0-0 | 4-6 | 0 | 1 | 1 | 1 | 8 | 0 | 1 | 0 | 1 | 9 | |
| 41 | Rieley | 8-13 | 0-0 | 4-5 | 3 | 4 | 7 | 3 | 20 | 0 | 2 | 0 | 2 | 30 | |
| Totals | | 28-55 | 4-10 | 24-30 | 10 | 32 | 42 | 22 | 84 | 13 | 19 | 1 | 8 | 200 | |
| TOTAL FG% | | 1st Half: 16-35 45.7% | | | 2nd Half: 12-20 60.0% | | | Game: 50.9% | | | | | | | |
| 3-Pl. FG% | | 1st Half: 3-9 33.3% | | | 2nd Half: 1-1 100% | | | Game: 40.0% | | | | | | | |
| F Throw % | | 1st Half: 6-8 75.0% | | | 2nd Half: 18-22 81.8% | | | Game: 80.0% | | | | | | | |

HOME TEAM: Kennesaw State (2-13, 2-7)

| No | Name | FG | 3FG | FT | OF | DF | RB | PF | TP | AS | TO | BK | ST | MIN | |
|-----------|-------------|----------------------|------|-------|-----------------------|----|----|-------------|----|----|----|----|----|-----|--|
| 12 | Robinson | 0-0 | 0-0 | 0-0 | 0 | 0 | 0 | 2 | 0 | 0 | 2 | 0 | 0 | 6 | |
| 24 | Baker | 2-3 | 0-0 | 2-6 | 2 | 5 | 7 | 4 | 6 | 1 | 5 | 0 | 0 | 30 | |
| 23 | Bates | 6-11 | 1-3 | 2-3 | 1 | 2 | 3 | 3 | 15 | 4 | 0 | 1 | 0 | 36 | |
| 15 | Gurley | 0-7 | 0-6 | 0-0 | 0 | 2 | 2 | 0 | 0 | 1 | 0 | 0 | 1 | 14 | |
| 25 | Johnson | 3-7 | 1-3 | 2-2 | 0 | 1 | 1 | 3 | 9 | 3 | 0 | 0 | 3 | 34 | |
| 05 | Mieszkowska | 3-5 | 0-2 | 0-0 | 1 | 0 | 1 | 0 | 6 | 1 | 1 | 0 | 0 | 10 | |
| 10 | Galbiati | 4-12 | 2-7 | 4-6 | 1 | 1 | 2 | 3 | 14 | 0 | 0 | 0 | 4 | 22 | |
| 20 | Clarke | 6-15 | 1-5 | 3-4 | 2 | 3 | 5 | 2 | 16 | 0 | 3 | 0 | 1 | 21 | |
| 21 | Lujan | 0-0 | 0-0 | 0-0 | 0 | 0 | 0 | 0 | 0 | 0 | 0 | 0 | 0 | 2 | |
| 22 | Gaye | 2-5 | 0-0 | 2-4 | 1 | 3 | 4 | 3 | 6 | 0 | 1 | 0 | 1 | 25 | |
| Totals | | 26-65 | 5-26 | 15-25 | 10 | 18 | 28 | 20 | 72 | 10 | 12 | 1 | 10 | 200 | |
| TOTAL FG% | | 1st Half: 9-29 31.0% | | | 2nd Half: 17-36 47.2% | | | Game: 40.0% | | | | | | | |
| 3-Pl. FG% | | 1st Half: 2-12 16.7% | | | 2nd Half: 3-14 21.4% | | | Game: 19.2% | | | | | | | |
| F Throw % | | 1st Half: 7-12 58.3% | | | 2nd Half: 8-13 61.5% | | | Game: 60.0% | | | | | | | |

Officials: Leslie Claybrook, Angelica Suffren, Mary Ray
 Technical fouls: Campbell-None. Kennesaw State-None.
 Attendance: 137

| Teams | 1 | 2 | Total |
|----------------|----|----|-------|
| Campbell | 41 | 43 | 84 |
| Kennesaw State | 27 | 45 | 72 |

Kennesaw State vs Mercer

January 26 at Kennesaw, Georgia

VISITORS: Kennesaw State 2-14, 2-8 A-Sun

| No | Name | FG | 3FG | FT | OF | DF | RB | PF | TP | AS | TO | BK | ST | MIN | |
|-----------|-------------|----------------------|------|-------|-----------------------|----|----|-------------|----|----|----|----|----|-----|--|
| 23 | Bates | 3-10 | 2-6 | 4-8 | 1 | 1 | 2 | 0 | 12 | 4 | 3 | 1 | 0 | 31 | |
| 22 | Gaye | 2-3 | 0-0 | 0-0 | 0 | 1 | 1 | 2 | 4 | 0 | 1 | 0 | 0 | 14 | |
| 05 | Mieszkowska | 1-7 | 1-5 | 0-0 | 1 | 2 | 3 | 3 | 3 | 1 | 1 | 0 | 1 | 22 | |
| 24 | Baker | 4-10 | 1-3 | 0-0 | 6 | 1 | 7 | 2 | 9 | 1 | 4 | 0 | 3 | 28 | |
| 25 | Johnson | 1-6 | 0-2 | 2-2 | 2 | 2 | 4 | 3 | 4 | 5 | 2 | 0 | 2 | 38 | |
| 10 | Galbiati | 0-3 | 0-2 | 0-0 | 0 | 1 | 1 | 0 | 0 | 0 | 1 | 0 | 0 | 6 | |
| 12 | Robinson | 1-2 | 0-0 | 0-0 | 1 | 0 | 1 | 2 | 2 | 0 | 0 | 0 | 2 | 13 | |
| 15 | Gurley | 0-6 | 0-4 | 0-0 | 1 | 1 | 2 | 4 | 0 | 0 | 1 | 0 | 3 | 18 | |
| 20 | Clarke | 8-17 | 1-4 | 4-9 | 4 | 7 | 11 | 4 | 21 | 0 | 4 | 0 | 6 | 27 | |
| 21 | Lujan | 0-0 | 0-0 | 0-0 | 0 | 0 | 0 | 1 | 0 | 0 | 1 | 0 | 0 | 3 | |
| Totals | | 20-64 | 5-26 | 10-19 | 18 | 18 | 36 | 21 | 55 | 11 | 18 | 1 | 17 | 200 | |
| TOTAL FG% | | 1st Half: 9-31 29.0% | | | 2nd Half: 11-33 33.3% | | | Game: 31.3% | | | | | | | |
| 3-Pl. FG% | | 1st Half: 2-11 18.2% | | | 2nd Half: 3-15 20.0% | | | Game: 19.2% | | | | | | | |
| F Throw % | | 1st Half: 5-9 55.6% | | | 2nd Half: 5-10 50.0% | | | Game: 52.6% | | | | | | | |

HOME TEAM: Mercer 9-7, 6-3 A-Sun

| No | Name | FG | 3FG | FT | OF | DF | RB | PF | TP | AS | TO | BK | ST | MIN | |
|-----------|-------------|-----------------------|------|------|-----------------------|----|----|-------------|----|----|----|----|----|-----|--|
| 10 | Lewis | 0-3 | 0-0 | 1-4 | 1 | 3 | 4 | 1 | 1 | 1 | 2 | 0 | 1 | 18 | |
| 44 | Russell | 5-13 | 0-1 | 2-3 | 3 | 5 | 8 | 3 | 12 | 1 | 4 | 0 | 2 | 26 | |
| 45 | Kessenich | 8-9 | 0-0 | 0-1 | 3 | 2 | 5 | 1 | 16 | 1 | 1 | 0 | 1 | 25 | |
| 20 | Skeldon | 3-4 | 3-3 | 1-2 | 0 | 5 | 5 | 1 | 10 | 10 | 7 | 0 | 3 | 38 | |
| 23 | Keller | 2-6 | 2-3 | 1-3 | 2 | 2 | 4 | 1 | 7 | 0 | 4 | 1 | 0 | 26 | |
| 12 | Bedingfield | 0-1 | 0-0 | 0-0 | 0 | 1 | 1 | 0 | 0 | 2 | 2 | 0 | 0 | 3 | |
| 14 | Hall | 1-4 | 1-4 | 0-0 | 1 | 1 | 2 | 1 | 3 | 0 | 3 | 0 | 1 | 11 | |
| 15 | de la Rosa | 0-1 | 0-1 | 0-0 | 0 | 1 | 1 | 0 | 0 | 0 | 1 | 0 | 0 | 2 | |
| 21 | Lewis | 3-3 | 0-0 | 2-4 | 0 | 1 | 1 | 2 | 8 | 0 | 0 | 0 | 1 | 11 | |
| 22 | Owens | 0-0 | 0-0 | 0-0 | 0 | 0 | 0 | 2 | 0 | 5 | 0 | 0 | 0 | 11 | |
| 24 | Swindle | 1-1 | 0-0 | 0-0 | 0 | 0 | 0 | 0 | 2 | 0 | 0 | 0 | 0 | 1 | |
| 25 | Leonard | 4-5 | 0-0 | 0-0 | 1 | 4 | 5 | 1 | 8 | 1 | 0 | 0 | 0 | 16 | |
| 33 | Seabron | 0-1 | 0-0 | 2-4 | 0 | 0 | 0 | 0 | 2 | 0 | 1 | 0 | 0 | 8 | |
| 52 | Flucker | 0-0 | 0-0 | 0-2 | 1 | 0 | 1 | 4 | 0 | 0 | 0 | 0 | 1 | 4 | |
| Totals | | 27-51 | 6-12 | 9-23 | 15 | 29 | 44 | 17 | 69 | 21 | 25 | 1 | 10 | 200 | |
| TOTAL FG% | | 1st Half: 14-30 46.7% | | | 2nd Half: 13-21 61.9% | | | Game: 52.9% | | | | | | | |
| 3-Pl. FG% | | 1st Half: 2-6 33.3% | | | 2nd Half: 4-6 66.7% | | | Game: 50.0% | | | | | | | |
| F Throw % | | 1st Half: 4-11 36.4% | | | 2nd Half: 5-12 41.7% | | | Game: 39.1% | | | | | | | |

Officials: Terri Maddock, Courtney Walker, Matt Binet
 Technical fouls: Kennesaw State-None. Mercer-None.
 Attendance: 867

| Teams | 1 | 2 | Total |
|----------------|----|----|-------|
| Kennesaw State | 25 | 30 | 55 |
| Mercer | 34 | 35 | 69 |

Kennesaw State vs Stetson

January 28 at DeLand, Florida

VISITORS: Kennesaw State 2-15, 2-9 A-Sun

| No | Name | FG | 3FG | FT | OF | DF | RB | PF | TP | AS | TO | BK | ST | MIN | |
|-----------|-------------|-----------------------|------|------|-----------------------|----|----|-------------|----|----|----|----|----|-----|--|
| 05 | Mieszkowska | 4-9 | 1-2 | 2-2 | 4 | 2 | 6 | 3 | 11 | 4 | 2 | 0 | 2 | 28 | |
| 22 | Gaye | 3-7 | 0-0 | 0-2 | 3 | 5 | 8 | 3 | 6 | 1 | 3 | 0 | 2 | 28 | |
| 23 | Bates | 2-5 | 0-1 | 0-0 | 0 | 1 | 1 | 0 | 4 | 0 | 1 | 0 | 1 | 21 | |
| 24 | Baker | 4-6 | 0-0 | 1-2 | 2 | 0 | 2 | 3 | 9 | 1 | 2 | 1 | 3 | 25 | |
| 25 | Johnson | 3-6 | 1-1 | 1-4 | 0 | 3 | 3 | 1 | 8 | 2 | 3 | 0 | 2 | 37 | |
| 10 | Galbiati | 0-1 | 0-1 | 0-0 | 1 | 0 | 1 | 4 | 0 | 0 | 2 | 0 | 2 | 8 | |
| 12 | Robinson | 0-0 | 0-0 | 0-0 | 0 | 0 | 0 | 2 | 0 | 1 | 0 | 0 | 0 | 4 | |
| 15 | Gurley | 2-7 | 0-4 | 0-0 | 0 | 1 | 1 | 1 | 4 | 1 | 1 | 0 | 2 | 19 | |
| 20 | Clarke | 10-21 | 1-4 | 1-2 | 2 | 6 | 8 | 3 | 22 | 0 | 4 | 0 | 0 | 30 | |
| Totals | | 28-62 | 3-13 | 5-12 | 12 | 21 | 33 | 20 | 64 | 10 | 18 | 1 | 14 | 200 | |
| TOTAL FG% | | 1st Half: 12-31 38.7% | | | 2nd Half: 16-31 51.6% | | | Game: 45.2% | | | | | | | |
| 3-Pl. FG% | | 1st Half: 0-6 0.0% | | | 2nd Half: 3-7 42.9% | | | Game: 23.1% | | | | | | | |
| F Throw % | | 1st Half: 2-4 50.0% | | | 2nd Half: 3-8 37.5% | | | Game: 41.7% | | | | | | | |

HOME TEAM: Stetson 4-13, 2-8 A-Sun

| No | Name | FG | 3FG | FT | OF | DF | RB | PF | TP | AS | TO | BK | ST | MIN | |
|-----------|---------|-----------------------|------|-------|-----------------------|----|----|-------------|----|----|----|----|----|-----|--|
| 00 | Barkley | 4-9 | 0-0 | 0-1 | 3 | 7 | 10 | 1 | 8 | 0 | 3 | 0 | 1 | 27 | |
| 03 | Manning | 3-6 | 0-0 | 0-2 | 0 | 2 | 2 | 2 | 6 | 7 | 9 | 0 | 2 | 32 | |
| 12 | Smith | 2-9 | 0-0 | 2-4 | 0 | 2 | 2 | 2 | 6 | 6 | 2 | 0 | 2 | 35 | |
| 13 | Maclin | 9-11 | 0-0 | 2-3 | 4 | 4 | 8 | 2 | 20 | 2 | 4 | 1 | 1 | 32 | |
| 23 | Walker | 8-16 | 6-9 | 8-9 | 1 | 0 | 1 | 1 | 30 | 2 | 2 | 0 | 0 | 37 | |
| 24 | Carter | 0-0 | 0-0 | 1-2 | 0 | 0 | 0 | 3 | 1 | 0 | 1 | 0 | 0 | 11 | |
| 33 | Swinson | 0-0 | 0-0 | 0-2 | 1 | 0 | 1 | 1 | 0 | 0 | 0 | 0 | 0 | 5 | |
| 34 | Hobbs | 0-0 | 0-0 | 0-0 | 0 | 2 | 2 | 1 | 0 | 0 | 0 | 0 | 0 | 5 | |
| 43 | Johnson | 0-1 | 0-1 | 1-2 | 0 | 5 | 5 | 0 | 1 | 1 | 4 | 0 | 0 | 16 | |
| Totals | | 26-52 | 6-10 | 14-25 | 12 | 25 | 37 | 13 | 72 | 18 | 25 | 1 | 6 | 200 | |
| TOTAL FG% | | 1st Half: 12-26 46.2% | | | 2nd Half: 14-26 53.8% | | | Game: 50.0% | | | | | | | |
| 3-Pl. FG% | | 1st Half: 4-7 57.1% | | | 2nd Half: 2-3 66.7% | | | Game: 60.0% | | | | | | | |
| F Throw % | | 1st Half: 6-10 60.0% | | | 2nd Half: 8-15 53.3% | | | Game: 56.0% | | | | | | | |

Officials: Deborah Allen, Ed Sidiasky, Victor Rodriguez
 Technical fouls: Kennesaw State-None. Stetson-None.
 Attendance: 357

| Teams | 1 | 2 | Total |
|----------------|----|----|-------|
| Kennesaw State | 26 | 38 | 64 |
| Stetson | 34 | 38 | 72 |



2005-06 Box Scores



Kennesaw State vs Lipscomb

February 18 at Nashville, Tennessee

VISITORS: Kennesaw State 4-19, 3-13 A-Sun

| No Name | FG | 3FG | FT | OF | DF | RB | PF | TP | AS | TO | BK | ST | MIN |
|----------------|-----------------------|-------|-------|-----------------------|----|----|-------------|----|----|----|----|----|-----|
| 20 Clarke | 5-11 | 0-2 | 3-3 | 6 | 5 | 11 | 5 | 13 | 2 | 1 | 0 | 3 | 26 |
| 23 Bates | 5-12 | 4-6 | 4-6 | 4 | 2 | 6 | 2 | 18 | 2 | 1 | 0 | 5 | 37 |
| 05 Mieszkowska | 2-6 | 1-3 | 2-2 | 1 | 2 | 3 | 1 | 7 | 2 | 3 | 0 | 1 | 21 |
| 24 Baker | 5-17 | 2-3 | 7-10 | 3 | 2 | 5 | 4 | 19 | 1 | 3 | 0 | 4 | 38 |
| 25 Johnson | 6-7 | 1-2 | 1-4 | 1 | 1 | 2 | 2 | 14 | 3 | 2 | 0 | 3 | 31 |
| 12 Robinson | 0-0 | 0-0 | 0-0 | 0 | 0 | 0 | 2 | 0 | 0 | 1 | 0 | 0 | 4 |
| 15 Gurlley | 4-11 | 4-6 | 4-8 | 1 | 0 | 1 | 2 | 16 | 1 | 1 | 0 | 0 | 30 |
| 21 Lujan | 0-0 | 0-0 | 0-0 | 0 | 0 | 0 | 0 | 0 | 0 | 0 | 0 | 0 | 4 |
| 22 Gaye | 0-2 | 0-0 | 0-0 | 2 | 1 | 3 | 2 | 0 | 2 | 0 | 2 | 1 | 9 |
| Totals | 27-66 | 12-22 | 21-33 | 20 | 14 | 34 | 20 | 87 | 13 | 13 | 2 | 17 | 200 |
| TOTAL FG% | 1st Half: 20-35 57.1% | | | 2nd Half: 7-31 22.6% | | | Game: 40.9% | | | | | | |
| 3-PT. FG% | 1st Half: 8-13 61.5% | | | 2nd Half: 4-9 44.4% | | | Game: 54.5% | | | | | | |
| F Throw % | 1st Half: 6-9 66.7% | | | 2nd Half: 15-24 62.5% | | | Game: 63.6% | | | | | | |

HOME TEAM: Lipscomb 6-17, 5-11 A-Sun

| No Name | FG | 3FG | FT | OF | DF | RB | PF | TP | AS | TO | BK | ST | MIN |
|--------------|-----------------------|------|-------|-----------------------|----|----|-------------|----|----|----|----|----|-----|
| 30 McAlister | 5-11 | 0-0 | 2-5 | 1 | 2 | 3 | 4 | 12 | 2 | 1 | 1 | 2 | 24 |
| 55 Gossman | 6-10 | 0-1 | 6-8 | 7 | 4 | 11 | 2 | 18 | 2 | 3 | 0 | 1 | 26 |
| 40 Pate | 7-10 | 0-0 | 1-2 | 4 | 2 | 6 | 0 | 15 | 1 | 1 | 4 | 0 | 30 |
| 10 Carrigan | 5-10 | 4-9 | 3-5 | 0 | 3 | 3 | 5 | 17 | 7 | 6 | 0 | 2 | 37 |
| 34 Osborn | 0-4 | 0-0 | 0-0 | 1 | 0 | 1 | 0 | 0 | 5 | 3 | 0 | 0 | 26 |
| 04 Head | 3-5 | 0-2 | 0-0 | 0 | 2 | 2 | 2 | 6 | 1 | 3 | 0 | 1 | 13 |
| 22 Partin | 2-4 | 1-2 | 0-0 | 1 | 3 | 4 | 4 | 5 | 1 | 4 | 0 | 0 | 17 |
| 43 Jones | 0-5 | 0-1 | 2-2 | 3 | 3 | 6 | 3 | 2 | 1 | 1 | 0 | 1 | 16 |
| 51 Rollins | 1-1 | 0-0 | 0-0 | 0 | 1 | 1 | 0 | 2 | 0 | 2 | 0 | 0 | 6 |
| 54 Viehmann | 1-1 | 0-0 | 0-0 | 0 | 0 | 0 | 2 | 2 | 0 | 1 | 0 | 0 | 5 |
| Totals | 30-61 | 5-15 | 14-22 | 21 | 23 | 44 | 22 | 79 | 20 | 25 | 5 | 7 | 200 |
| TOTAL FG% | 1st Half: 15-31 48.4% | | | 2nd Half: 15-30 50.0% | | | Game: 49.2% | | | | | | |
| 3-PT. FG% | 1st Half: 3-7 42.9% | | | 2nd Half: 2-8 25.0% | | | Game: 33.3% | | | | | | |
| F Throw % | 1st Half: 4-8 50.0% | | | 2nd Half: 10-14 71.4% | | | Game: 63.6% | | | | | | |

Officials: Jay Davis, Kerry Henson, Jim Vastine

Technical fouls: Kennesaw State-None. Lipscomb-None.

Attendance: 773

| Teams | 1 | 2 | Total |
|----------------|----|----|-------|
| Kennesaw State | 54 | 33 | 87 |
| Lipscomb | 37 | 42 | 79 |

Kennesaw State vs Belmont

February 16 at Nashville, Tennessee

VISITORS: Kennesaw State 3-19, 2-13 A-Sun

| No Name | FG | 3FG | FT | OF | DF | RB | PF | TP | AS | TO | BK | ST | MIN |
|----------------|-----------------------|-------|------|-----------------------|----|----|-------------|----|----|----|----|----|-----|
| 20 Clarke | 6-18 | 4-7 | 0-0 | 3 | 10 | 13 | 5 | 16 | 2 | 4 | 0 | 0 | 30 |
| 23 Bates | 1-11 | 0-5 | 4-4 | 2 | 2 | 4 | 2 | 6 | 1 | 0 | 1 | 1 | 34 |
| 10 Galbiati | 0-0 | 0-0 | 0-0 | 0 | 0 | 0 | 0 | 0 | 0 | 0 | 0 | 0 | 6 |
| 24 Baker | 5-14 | 0-3 | 4-6 | 8 | 5 | 13 | 2 | 14 | 3 | 2 | 0 | 2 | 33 |
| 25 Johnson | 2-5 | 2-2 | 0-0 | 0 | 0 | 0 | 0 | 6 | 1 | 3 | 0 | 1 | 38 |
| 05 Mieszkowska | 0-3 | 0-2 | 0-0 | 1 | 1 | 2 | 1 | 0 | 2 | 3 | 0 | 0 | 18 |
| 12 Robinson | 0-0 | 0-0 | 0-0 | 1 | 0 | 1 | 0 | 0 | 0 | 2 | 0 | 0 | 2 |
| 15 Gurlley | 5-11 | 4-9 | 0-0 | 0 | 0 | 3 | 14 | 0 | 1 | 0 | 0 | 2 | 24 |
| 22 Gaye | 1-6 | 0-0 | 0-0 | 1 | 2 | 3 | 3 | 2 | 0 | 0 | 0 | 1 | 12 |
| 33 Anderson | 0-0 | 0-0 | 0-0 | 0 | 0 | 0 | 0 | 0 | 0 | 1 | 0 | 0 | 3 |
| Totals | 20-68 | 10-28 | 8-10 | 19 | 20 | 39 | 16 | 58 | 9 | 16 | 1 | 7 | 200 |
| TOTAL FG% | 1st Half: 10-36 27.8% | | | 2nd Half: 10-32 31.3% | | | Game: 29.4% | | | | | | |
| 3-PT. FG% | 1st Half: 4-13 30.8% | | | 2nd Half: 6-15 40.0% | | | Game: 35.7% | | | | | | |
| F Throw % | 1st Half: 1-2 50.0% | | | 2nd Half: 7-8 87.5% | | | Game: 80.0% | | | | | | |

HOME TEAM: Belmont 17-5, 13-2 A-Sun

| No Name | FG | 3FG | FT | OF | DF | RB | PF | TP | AS | TO | BK | ST | MIN |
|------------|-----------------------|------|-------|-----------------------|----|----|-------------|----|----|----|----|----|-----|
| 22 Clarke | 12-16 | 0-0 | 4-4 | 3 | 8 | 11 | 4 | 28 | 1 | 1 | 3 | 0 | 29 |
| 23 Jones | 0-1 | 0-0 | 0-0 | 2 | 3 | 5 | 1 | 0 | 0 | 4 | 0 | 0 | 26 |
| 41 Bobbitt | 2-7 | 0-0 | 2-6 | 3 | 5 | 8 | 4 | 6 | 3 | 3 | 3 | 1 | 31 |
| 24 Conkle | 2-7 | 2-7 | 0-0 | 1 | 3 | 4 | 0 | 6 | 2 | 1 | 0 | 0 | 36 |
| 33 Jones | 5-10 | 3-7 | 1-2 | 2 | 6 | 8 | 0 | 14 | 3 | 4 | 0 | 1 | 28 |
| 05 Myers | 0-2 | 0-2 | 0-0 | 1 | 0 | 1 | 0 | 0 | 0 | 0 | 0 | 0 | 5 |
| 21 Cowley | 1-6 | 1-4 | 2-2 | 0 | 0 | 0 | 2 | 5 | 0 | 4 | 0 | 0 | 13 |
| 30 Bockey | 1-1 | 1-1 | 0-0 | 0 | 0 | 0 | 2 | 3 | 0 | 1 | 0 | 0 | 4 |
| 32 Sunday | 1-4 | 0-0 | 6-6 | 2 | 4 | 6 | 0 | 8 | 2 | 1 | 1 | 0 | 16 |
| 35 Holiday | 1-3 | 1-2 | 0-0 | 0 | 0 | 0 | 1 | 3 | 4 | 1 | 0 | 0 | 1 |
| Totals | 25-57 | 8-23 | 15-20 | 16 | 31 | 47 | 14 | 73 | 15 | 20 | 7 | 2 | 200 |
| TOTAL FG% | 1st Half: 15-33 45.5% | | | 2nd Half: 10-24 41.7% | | | Game: 43.9% | | | | | | |
| 3-PT. FG% | 1st Half: 3-11 27.3% | | | 2nd Half: 5-12 41.7% | | | Game: 34.8% | | | | | | |
| F Throw % | 1st Half: 4-4 100% | | | 2nd Half: 11-16 68.8% | | | Game: 75.0% | | | | | | |

Officials: R-Del Brantley, U1- Phillip Freels, U2- David Gilliam

Technical fouls: Kennesaw State-None. Belmont-None.

Attendance: 240

| Teams | 1 | 2 | Total |
|----------------|----|----|-------|
| Kennesaw State | 25 | 33 | 58 |
| Belmont | 37 | 36 | 73 |

Stetson vs Kennesaw State

February 23 at Kennesaw, Georgia

VISITORS: Stetson 8-16, 6-11

| No Name | FG | 3FG | FT | OF | DF | RB | PF | TP | AS | TO | BK | ST | MIN |
|------------|-----------------------|------|------|-----------------------|----|----|-------------|----|----|----|----|----|-----|
| 13 MacLin | 7-11 | 0-0 | 2-3 | 6 | 7 | 13 | 3 | 16 | 2 | 0 | 1 | 0 | 37 |
| 23 Walker | 5-21 | 3-8 | 1-2 | 1 | 2 | 3 | 3 | 14 | 0 | 1 | 1 | 0 | 39 |
| 51 Piloto | 1-1 | 0-0 | 0-0 | 0 | 1 | 1 | 0 | 2 | 0 | 1 | 0 | 0 | 5 |
| 03 Manning | 1-5 | 0-0 | 2-2 | 1 | 6 | 7 | 0 | 4 | 3 | 6 | 1 | 2 | 30 |
| 12 Smith | 4-10 | 0-0 | 1-3 | 2 | 7 | 9 | 0 | 9 | 5 | 3 | 1 | 0 | 36 |
| 00 Barkley | 1-1 | 0-0 | 0-0 | 0 | 0 | 0 | 2 | 2 | 0 | 0 | 0 | 0 | 9 |
| 24 Carter | 0-0 | 0-0 | 0-0 | 0 | 0 | 0 | 1 | 0 | 0 | 1 | 0 | 0 | 2 |
| 33 Swinson | 3-4 | 0-0 | 1-1 | 2 | 1 | 3 | 2 | 7 | 0 | 1 | 0 | 0 | 13 |
| 34 Hobbs | 1-4 | 0-0 | 0-0 | 1 | 2 | 3 | 1 | 2 | 1 | 1 | 0 | 1 | 13 |
| 43 Johnson | 1-4 | 0-2 | 0-1 | 1 | 1 | 2 | 1 | 2 | 2 | 3 | 0 | 2 | 16 |
| Totals | 24-61 | 3-10 | 7-12 | 16 | 29 | 45 | 13 | 58 | 13 | 18 | 4 | 5 | 200 |
| TOTAL FG% | 1st Half: 13-34 38.2% | | | 2nd Half: 11-27 40.7% | | | Game: 39.3% | | | | | | |
| 3-PT. FG% | 1st Half: 1-5 20.0% | | | 2nd Half: 2-5 40.0% | | | Game: 30.0% | | | | | | |
| F Throw % | 1st Half: 2-4 50.0% | | | 2nd Half: 5-8 62.5% | | | Game: 58.3% | | | | | | |

HOME TEAM: Kennesaw State 4-20, 3-14

| No Name | FG | 3FG | FT | OF | DF | RB | PF | TP | AS | TO | BK | ST | MIN |
|----------------|-----------------------|------|------|----------------------|----|----|-------------|----|----|----|----|----|-----|
| 23 Bates | 3-14 | 0-4 | 2-2 | 3 | 2 | 5 | 1 | 8 | 6 | 3 | 0 | 1 | 30 |
| 24 Baker | 2-8 | 1-2 | 0-2 | 3 | 2 | 5 | 3 | 5 | 2 | 0 | 0 | 0 | 30 |
| 20 Clarke | 3-14 | 0-2 | 1-2 | 8 | 5 | 13 | 4 | 7 | 0 | 5 | 1 | 1 | 37 |
| 05 Mieszkowska | 8-16 | 2-5 | 2-4 | 0 | 6 | 6 | 4 | 20 | 1 | 2 | 0 | 2 | 35 |
| 25 Johnson | 3-8 | 1-2 | 2-2 | 0 | 3 | 3 | 1 | 9 | 3 | 0 | 1 | 2 | 33 |
| 15 Gurlley | 1-5 | 0-4 | 0-0 | 2 | 1 | 3 | 1 | 2 | 0 | 2 | 0 | 0 | 21 |
| 22 Gaye | 2-4 | 0-0 | 0-2 | 2 | 1 | 3 | 1 | 4 | 2 | 2 | 0 | 0 | 14 |
| Totals | 22-69 | 4-19 | 7-14 | 20 | 24 | 44 | 15 | 55 | 14 | 14 | 2 | 6 | 200 |
| TOTAL FG% | 1st Half: 13-32 40.6% | | | 2nd Half: 9-37 24.3% | | | Game: 31.9% | | | | | | |
| 3-PT. FG% | 1st Half: 3-13 23.1% | | | 2nd Half: 1-6 16.7% | | | Game: 21.1% | | | | | | |
| F Throw % | 1st Half: 1-4 25.0% | | | 2nd Half: 6-10 60.0% | | | Game: 50.0% | | | | | | |

Officials: Terry Maddock, Bill Young, Angelica Suffren

Technical fouls: Stetson-TEAM. Kennesaw State-None.

Attendance: 251

| Teams | 1 | 2 | Total |
|----------------|----|----|-------|
| Stetson | 29 | 29 | 58 |
| Kennesaw State | 30 | 25 | 55 |

2005-06 Box Scores



Mercer vs Kennesaw State

February 26 at Kennesaw, Georgia

VISITORS: Mercer 11-14, 8-10A-SUN

| No Name | FG | 3FG | FT | OF | DF | RB | PF | TP | AS | TO | BK | ST | MIN |
|----------------|-----------------|-------|-----------------|-------|-------------|----|----|----|----|----|----|----|-----|
| 44 Russell | 6-17 | 0-4 | 2-3 | 7 | 4 | 11 | 2 | 14 | 1 | 1 | 0 | 1 | 35 |
| 52 Fluckner | 0-0 | 0-0 | 0-2 | 1 | 1 | 2 | 3 | 0 | 0 | 2 | 0 | 0 | 10 |
| 45 Kessenich | 11-19 | 0-0 | 2-7 | 4 | 4 | 8 | 3 | 24 | 2 | 1 | 1 | 0 | 29 |
| 20 Skeldon | 1-6 | 0-0 | 0-0 | 1 | 0 | 1 | 4 | 2 | 6 | 5 | 0 | 3 | 35 |
| 23 Keller | 2-4 | 2-2 | 3-5 | 2 | 0 | 2 | 5 | 9 | 3 | 1 | 0 | 0 | 30 |
| 12 Bedingfield | 0-0 | 0-0 | 0-0 | 0 | 0 | 0 | 0 | 0 | 0 | 0 | 0 | 0 | 0+ |
| 15 de la Rosa | 1-3 | 1-3 | 0-0 | 0 | 0 | 0 | 0 | 3 | 0 | 1 | 0 | 0 | 1 |
| 21 Lewis | 1-3 | 0-0 | 0-0 | 3 | 0 | 3 | 3 | 2 | 0 | 1 | 0 | 0 | 13 |
| 22 Owens | 1-5 | 0-0 | 0-0 | 2 | 3 | 5 | 1 | 2 | 2 | 3 | 0 | 1 | 23 |
| 25 Leonard | 1-1 | 0-0 | 0-0 | 1 | 0 | 1 | 0 | 2 | 0 | 0 | 0 | 0 | 3 |
| 30 Lewis | 1-6 | 0-0 | 1-2 | 2 | 0 | 2 | 1 | 3 | 0 | 0 | 0 | 0 | 9 |
| 31 Hall | 0-1 | 0-1 | 0-0 | 0 | 1 | 1 | 1 | 0 | 0 | 1 | 0 | 1 | 9 |
| 33 Seabron | 2-2 | 0-0 | 0-0 | 0 | 1 | 1 | 1 | 4 | 0 | 0 | 0 | 0 | 3 |
| Totals | 27-67 | 3-10 | 8-19 | 25 | 17 | 42 | 24 | 65 | 14 | 16 | 1 | 6 | 200 |
| TOTAL FG% | 1st Half: 13-34 | 38.2% | 2nd Half: 14-33 | 42.4% | Game: 40.3% | | | | | | | | |
| 3-PT. FG% | 1st Half: 3-7 | 42.9% | 2nd Half: 0-3 | 0.0% | Game: 30.0% | | | | | | | | |
| F Throw % | 1st Half: 0-1 | 0.0% | 2nd Half: 8-18 | 44.4% | Game: 42.1% | | | | | | | | |

HOME TEAM: Kennesaw State 5-20, 4-14 A-SUN

| No Name | FG | 3FG | FT | OF | DF | RB | PF | TP | AS | TO | BK | ST | MIN |
|----------------|----------------|-------|-----------------|-------|-------------|----|----|----|----|----|----|----|-----|
| 23 Bates | 4-8 | 3-4 | 5-5 | 3 | 2 | 5 | 2 | 16 | 0 | 1 | 0 | 0 | 29 |
| 24 Baker | 0-6 | 0-2 | 0-0 | 3 | 2 | 5 | 2 | 0 | 1 | 2 | 0 | 2 | 24 |
| 20 Clarke | 4-14 | 0-2 | 6-7 | 4 | 5 | 9 | 2 | 14 | 0 | 1 | 0 | 1 | 24 |
| 05 Mieszkowska | 4-9 | 1-4 | 7-7 | 0 | 2 | 2 | 2 | 16 | 3 | 1 | 0 | 2 | 34 |
| 25 Johnson | 0-0 | 0-0 | 3-4 | 0 | 0 | 0 | 3 | 3 | 3 | 4 | 0 | 1 | 23 |
| 10 Galbiati | 0-1 | 0-1 | 0-0 | 0 | 0 | 0 | 1 | 0 | 0 | 1 | 0 | 0 | 4 |
| 12 Robinson | 0-2 | 0-0 | 0-0 | 1 | 1 | 2 | 1 | 0 | 0 | 1 | 0 | 0 | 4 |
| 15 Gurley | 5-7 | 4-6 | 2-2 | 3 | 2 | 5 | 2 | 16 | 0 | 1 | 0 | 0 | 25 |
| 21 Lujan | 0-1 | 0-0 | 0-0 | 0 | 0 | 0 | 0 | 0 | 0 | 0 | 0 | 0 | 5 |
| 22 Gaye | 3-10 | 0-0 | 4-4 | 4 | 4 | 8 | 4 | 10 | 0 | 1 | 2 | 0 | 23 |
| 32 Martin | 0-0 | 0-0 | 0-0 | 0 | 0 | 0 | 0 | 0 | 1 | 0 | 0 | 0 | 5 |
| Totals | 20-58 | 8-19 | 27-29 | 21 | 21 | 42 | 19 | 75 | 8 | 15 | 2 | 6 | 200 |
| TOTAL FG% | 1st Half: 8-30 | 26.7% | 2nd Half: 12-28 | 42.9% | Game: 34.5% | | | | | | | | |
| 3-PT. FG% | 1st Half: 4-10 | 40.0% | 2nd Half: 4-9 | 44.4% | Game: 42.1% | | | | | | | | |
| F Throw % | 1st Half: 6-7 | 85.7% | 2nd Half: 21-22 | 95.5% | Game: 93.1% | | | | | | | | |

Officials: B.Jones, M.Lewis, G.Norton
 Technical fouls: Mercer-None, Kennesaw State-None.
 Attendance: 257

| Teams | 1 | 2 | Total |
|----------------|----|----|-------|
| Mercer | 29 | 36 | 65 |
| Kennesaw State | 26 | 49 | 75 |

Kennesaw State vs Campbell

March 2 at Buies Creek, North Carolina

Kennesaw State 5-22, 4-16 A-Sun

| No Name | FG | 3FG | FT | OF | DF | RB | PF | TP | AS | TO | BK | ST | MIN |
|----------------|-----------------|-------|----------------|-------|-------------|----|----|----|----|----|----|----|-----|
| 20 Clarke | 5-13 | 2-4 | 2-2 | 3 | 8 | 11 | 2 | 14 | 2 | 3 | 0 | 5 | 24 |
| 23 Bates | 2-9 | 0-3 | 0-0 | 3 | 1 | 4 | 1 | 4 | 3 | 4 | 0 | 2 | 28 |
| 05 Mieszkowska | 0-6 | 0-3 | 0-0 | 1 | 1 | 2 | 5 | 0 | 0 | 1 | 0 | 0 | 15 |
| 24 Baker | 2-7 | 1-2 | 1-4 | 1 | 0 | 1 | 3 | 6 | 2 | 2 | 0 | 0 | 33 |
| 25 Johnson | 2-6 | 1-3 | 0-0 | 0 | 3 | 3 | 1 | 5 | 2 | 2 | 0 | 0 | 33 |
| 03 McKenzie | 0-0 | 0-0 | 0-0 | 0 | 0 | 0 | 0 | 0 | 0 | 0 | 0 | 0 | 1 |
| 10 Galbiati | 0-0 | 0-0 | 0-0 | 0 | 0 | 0 | 0 | 0 | 0 | 0 | 0 | 0 | 1 |
| 12 Robinson | 0-2 | 0-1 | 0-0 | 0 | 1 | 1 | 2 | 0 | 0 | 0 | 0 | 0 | 4 |
| 15 Gurley | 5-14 | 4-13 | 0-0 | 3 | 0 | 3 | 0 | 14 | 0 | 0 | 0 | 0 | 32 |
| 21 Lujan | 0-2 | 0-0 | 0-0 | 2 | 0 | 2 | 2 | 0 | 0 | 0 | 0 | 0 | 2 |
| 22 Gaye | 3-5 | 0-0 | 3-4 | 2 | 3 | 5 | 1 | 9 | 0 | 1 | 0 | 0 | 25 |
| 33 Anderson | 0-1 | 0-0 | 0-0 | 0 | 0 | 0 | 0 | 0 | 0 | 0 | 0 | 0 | 2 |
| Totals | 19-65 | 8-29 | 6-10 | 18 | 20 | 38 | 17 | 52 | 9 | 15 | 0 | 7 | 200 |
| TOTAL FG% | 1st Half: 10-35 | 28.6% | 2nd Half: 9-30 | 30.0% | Game: 29.2% | | | | | | | | |
| 3-PT. FG% | 1st Half: 4-17 | 23.5% | 2nd Half: 4-12 | 33.3% | Game: 27.6% | | | | | | | | |
| F Throw % | 1st Half: 0-0 | 0.0% | 2nd Half: 6-10 | 60.0% | Game: 60.0% | | | | | | | | |

Campbell 11-16, 10-9 A-Sun

| No Name | FG | 3FG | FT | OF | DF | RB | PF | TP | AS | TO | BK | ST | MIN |
|---------------|-----------------|-------|-----------------|-------|-------------|----|----|----|----|----|----|----|-----|
| 50 Murphy | 6-12 | 0-0 | 0-4 | 5 | 10 | 15 | 1 | 12 | 3 | 2 | 0 | 0 | 34 |
| 41 Rieley | 3-9 | 0-0 | 0-0 | 3 | 4 | 7 | 2 | 6 | 1 | 0 | 0 | 0 | 35 |
| 10 Dickson | 4-12 | 1-3 | 4-4 | 1 | 1 | 2 | 4 | 13 | 2 | 6 | 0 | 1 | 30 |
| 14 Blackwell | 2-5 | 0-0 | 0-0 | 4 | 2 | 6 | 1 | 4 | 2 | 2 | 0 | 0 | 20 |
| 21 Graham, B. | 0-3 | 0-1 | 2-2 | 3 | 6 | 9 | 1 | 2 | 4 | 1 | 0 | 2 | 36 |
| 04 Graham, K. | 1-1 | 0-0 | 1-2 | 0 | 1 | 1 | 0 | 3 | 0 | 1 | 0 | 0 | 3 |
| 11 Tomlinson | 6-10 | 2-3 | 0-0 | 0 | 1 | 1 | 1 | 14 | 0 | 2 | 0 | 0 | 17 |
| 12 Arthur | 1-3 | 0-1 | 2-2 | 0 | 0 | 0 | 2 | 4 | 1 | 1 | 0 | 1 | 9 |
| 15 Ochogu | 0-0 | 0-0 | 0-0 | 0 | 0 | 0 | 0 | 0 | 0 | 0 | 0 | 0 | 1 |
| 22 Bell | 0-0 | 0-0 | 0-0 | 0 | 0 | 0 | 0 | 0 | 0 | 0 | 0 | 0 | 1 |
| 30 Rich | 0-2 | 0-0 | 2-2 | 0 | 1 | 1 | 0 | 2 | 0 | 0 | 0 | 0 | 1 |
| 40 Lodge | 3-3 | 0-0 | 0-0 | 0 | 0 | 0 | 4 | 6 | 1 | 2 | 0 | 1 | 9 |
| Totals | 26-60 | 3-8 | 11-16 | 17 | 30 | 47 | 16 | 66 | 14 | 17 | 0 | 6 | 200 |
| TOTAL FG% | 1st Half: 10-22 | 45.5% | 2nd Half: 16-38 | 42.1% | Game: 43.3% | | | | | | | | |
| 3-PT. FG% | 1st Half: 1-4 | 25.0% | 2nd Half: 2-4 | 50.0% | Game: 37.5% | | | | | | | | |
| F Throw % | 1st Half: 4-8 | 50.0% | 2nd Half: 7-8 | 87.5% | Game: 68.8% | | | | | | | | |

Officials: Richard Frankoff, Otis Jackson, Karen Preato
 Technical fouls: Kennesaw State-None, Campbell-None.
 Attendance: 405

| Teams | 1 | 2 | Total |
|----------------|----|----|-------|
| Kennesaw State | 24 | 28 | 52 |
| Campbell | 25 | 41 | 66 |

Kennesaw State vs Gardner-Webb

February 28 at Boiling Springs, North Carolina

Kennesaw State 5-21, 4-15 A-Sun

| No Name | FG | 3FG | FT | OF | DF | RB | PF | TP | AS | TO | BK | ST | MIN |
|----------------|-----------------|-------|-----------------|-------|---------|-------|-------------|----|----|----|----|----|-----|
| 23 Bates | 2-10 | 1-3 | 3-6 | 3 | 0 | 3 | 2 | 8 | 1 | 3 | 0 | 2 | 36 |
| 24 Baker | 3-7 | 1-1 | 3-4 | 2 | 1 | 3 | 5 | 10 | 2 | 1 | 1 | 2 | 31 |
| 20 Clarke | 12-28 | 2-6 | 6-6 | 5 | 10 | 15 | 3 | 32 | 1 | 3 | 0 | 3 | 44 |
| 05 Mieszkowska | 4-9 | 3-5 | 3-3 | 1 | 4 | 5 | 3 | 14 | 3 | 4 | 0 | 1 | 39 |
| 25 Johnson | 2-3 | 0-0 | 2-3 | 0 | 0 | 0 | 5 | 6 | 1 | 0 | 0 | 1 | 22 |
| 12 Robinson | 0-1 | 0-0 | 0-0 | 0 | 0 | 0 | 0 | 0 | 1 | 0 | 0 | 0 | 3 |
| 15 Gurley | 6-12 | 3-6 | 1-1 | 0 | 1 | 1 | 1 | 16 | 1 | 3 | 0 | 0 | 30 |
| 21 Lujan | 0-0 | 0-0 | 0-0 | 0 | 0 | 0 | 0 | 0 | 0 | 1 | 0 | 0 | 1 |
| 22 Gaye | 1-3 | 0-0 | 0-0 | 1 | 2 | 3 | 3 | 2 | 0 | 2 | 1 | 0 | 19 |
| Totals | 30-73 | 10-21 | 18-23 | 15 | 23 | 38 | 22 | 88 | 10 | 19 | 2 | 9 | 225 |
| TOTAL FG% | 1st Half: 16-36 | 44.4% | 2nd Half: 10-30 | 33.3% | OT: 4-7 | 57.1% | Game: 41.1% | | | | | | |
| 3-PT. FG% | 1st Half: 6-12 | 50.0% | 2nd Half: 2-5 | 40.0% | OT: 2-4 | 50.0% | Game: 47.6% | | | | | | |
| F Throw % | 1st Half: 5-5 | 100% | 2nd Half: 11-16 | 68.8% | OT: 2-2 | 100% | Game: 78.3% | | | | | | |

Gardner-Webb 11-15, 10-9 A-Sun

| No Name | FG | 3FG | FT | OF | DF | RB | PF | TP | AS | TO | BK | ST | MIN |
|---------------|-----------------|-------|-----------------|-------|---------|-------|-------------|----|----|----|----|----|-----|
| 41 Povilonyte | 3-6 | 0-1 | 0-0 | 1 | 2 | 3 | 1 | 6 | 1 | 2 | 0 | 0 | 18 |
| 44 Harmon | 3-4 | 0-0 | 2-4 | 1 | 2 | 3 | 4 | 8 | 2 | 3 | 1 | 2 | 26 |
| 10 Blackman | 7-10 | 3-4 | 2-3 | 2 | 5 | 7 | 2 | 19 | 1 | 2 | 0 | 1 | 34 |
| 11 Kelly | 8-17 | 2-4 | 7-9 | 3 | 3 | 6 | 1 | 25 | 6 | 2 | 1 | 2 | 41 |
| 23 Wilkinon | 1-6 | 0-1 | 0-0 | 0 | 2 | 2 | 3 | 2 | 2 | 4 | 0 | 1 | 21 |
| 03 Bennett | 0-1 | 0-1 | 0-0 | 0 | 0 | 0 | 1 | 0 | 1 | 1 | 0 | 0 | 5 |
| 05 Honeycutt | 0-0 | 0-0 | 0-0 | 0 | 0 | 0 | 1 | 0 | 0 | 2 | 0 | 0 | 1 |
| 12 Bryant | 3-5 | 2-2 | 2-2 | 0 | 2 | 2 | 0 | 10 | 1 | 1 | 0 | 1 | 16 |
| 15 Garrett | 1-2 | 1-1 | 2-2 | 0 | 2 | 2 | 0 | 5 | 3 | 1 | 0 | 1 | 12 |
| 21 Sturdivant | 0-0 | 0-0 | 1-2 | 0 | 0 | 0 | 1 | 1 | 1 | 0 | 0 | 0 | 3 |
| 22 Anderson | 1-1 | 0-0 | 0-0 | 1 | 0 | 1 | 3 | 2 | 0 | 0 | 0 | 0 | 3 |
| 30 Johnson | 0-1 | 0-0 | 0-0 | 2 | 2 | 4 | 0 | 0 | 1 | 0 | 0 | 0 | 6 |
| 32 Smith | 5-11 | 0-0 | 2-5 | 4 | 6 | 10 | 3 | 12 | 2 | 1 | 1 | 0 | 32 |
| 33 Sanderson | 0-2 | 0-0 | 1-2 | 0 | 0 | 0 | 1 | 1 | 1 | 1 | 0 | 0 | 7 |
| Totals | 32-66 | 8-14 | 19-29 | 17 | 30 | 47 | 20 | 91 | 22 | 20 | 3 | 8 | 225 |
| TOTAL FG% | 1st Half: 15-35 | 42.9% | 2nd Half: 13-25 | 52.0% | OT: 4-6 | 66.7% | Game: 48.5% | | | | | | |
| 3-PT. FG% | 1st Half: 5-9 | 55.6% | 2nd Half: 1-3 | 33.3% | OT: 2-2 | 100% | Game: 57.1% | | | | | | |
| F Throw % | 1st Half: 7-9 | 77.8% | 2nd Half: 7-14 | 50.0% | OT: 5-6 | 83.3% | Game: 65.5% | | | | | | |

Officials: Dock Sisk, William Parker, Mary Bargo
 Technical fouls: Kennesaw State-None, Gardner-Webb-None.
 Attendance: 500

| Teams | 1 | 2 | OT | Total |
|----------------|----|----|----|-------|
| Kennesaw State | 43 | 33 | 12 | 88 |
| Gardner-Webb | 42 | 34 | 15 | 91 |



BrandsMart U.S.A.[®]

**Wishes the
Kennesaw
State
University
Basketball
Team
A
Great
2007
Season**




OF COURSE... YOUR FAVORITE BRANDS AT LOW, LOW PRICES

| | | | | |
|---|---|--|--|--|
| <p>LESS THAN 5% OFF</p> <p>OF COURSE! BRANDSMART U.S.A. VOTED #1 FOR THE MILLENNIUM</p> <p>OF COURSE!</p> <p>BRANDSMART U.S.A. IS RELIABLE</p> | <p>285 at PEACHTREE INDUSTRIAL EXIT 31A</p> | <p>I-75 To CHASTAIN Rd EXIT 271 1st Turn To 3305 Bluebell Dr N. to CHASTAIN RD</p> | <p>I-75 To STOCKBRIDGE Rd EXIT 228 Turn Right To Mount Zion Pkwy</p> | <p>HUGE BrandsMart U.S.A.</p> <p>OF COURSE! BRANDSMART U.S.A. HAS A NO LEMON GUARANTEE</p> <p>OF COURSE! WE RESERVE THE RIGHT TO LIMIT QUANTITIES IN ORDER TO HAVE SUFFICIENT QUANTITIES FOR ALL OUR CUSTOMERS</p> <p>OF COURSE! BRANDSMART U.S.A. HAS MANY EXTRA UNADVERTISED SPECIALS</p> <p>MOST MAJOR CREDIT CARDS ACCEPTED.</p> <p>NOT RESPONSIBLE FOR TYPOGRAPHICAL ERRORS</p> |
|---|---|--|--|--|

DORAVILLE: (770) 452-9500 COBB COUNTY: (770) 423-1600 SOUTH ATLANTA: (770) 389-6100
STATEWIDE (800) 782-8000 WEBSITE: www.brandsmartusa.com

STORE HOURS: MONDAY-SATURDAY 10AM-9PM • SUNDAY 11AM-7PM

KSU History



Yearly Results 1982-2005

1982-83 (9-14,1-7)

Coach: Gary Wisener

| Opponent | Score | Record |
|---------------------|--------|------------|
| @Tennessee Wesleyan | 39-71 | (0-1,0-0) |
| @Cumberland | 67-77 | (0-2,0-0) |
| @Georgia Tech | 55-68 | (0-3,0-0) |
| Toccoa Falls | 93-44 | (1-3,0-0) |
| Covenant | 64-37 | (2-3,0-0) |
| @Augusta State | 51-59 | (2-4,0-1) |
| @Armstrong Atlantic | 53-66 | (2-5,0-2) |
| @Berry | 61-93 | (2-6,0-3) |
| @Bryan | 71-45 | (3-6,0-3) |
| Armstrong Atlantic | 65-50 | (4-6,1-3) |
| Lee | 63-66 | (4-7,1-3) |
| @Georgia SW | 63-68 | (4-8,1-4) |
| @Covenant | 66-48 | (5-8,1-4) |
| @West Georgia | 63-82 | (5-9,1-4) |
| Tennessee Temple | 65-53 | (6-9,1-4) |
| Bryan | 56-47 | (7-9,1-4) |
| West Georgia | 47-60 | (7-10,1-4) |
| Piedmont | 60-63 | (7-11,1-5) |
| @Lee | 69-62 | (8-11,1-5) |
| @Piedmont | 58-59 | (8-12,1-6) |
| @Valdosta State | 46-106 | (8-13,1-6) |
| Georgia SW | 42-52 | (8-14,1-7) |
| @Tennessee Temple | 72-51 | (9-14,1-7) |

1983-84 (9-19,5-11)

Coach: Gary Wisener

| Opponent | Score | Record |
|--------------------------|-------|-------------|
| @Shorter | 50-55 | (0-1,0-1) |
| Tift | 83-94 | (0-2,0-2) |
| @Lee | 70-79 | (0-3,0-2) |
| North Georgia | 64-58 | (1-3,1-2) |
| Covenant | 67-45 | (2-3,1-2) |
| @Tennessee Temple | 52-68 | (2-4,1-2) |
| @Augusta State | 59-71 | (2-5,1-3) |
| Georgia SW | 61-73 | (2-6,1-4) |
| @Covenant | 75-42 | (3-6,1-4) |
| Lee | 67-80 | (3-7,1-4) |
| @Armstrong | 62-71 | (3-8,1-4) |
| @Flagler | 77-49 | (4-8,1-4) |
| @Ed Waters | 52-66 | (4-9,1-4) |
| Augusta State | 55-73 | (4-10,1-5) |
| @Georgia SW | 56-62 | (4-11,1-6) |
| Berry | 40-61 | (4-12,1-7) |
| @North Georgia | 57-62 | (4-13,1-8) |
| @Georgia College | 81-65 | (5-13,2-8) |
| West Georgia | 73-79 | (5-14,2-8) |
| @Tift | 54-73 | (5-15,2-9) |
| @Berry | 52-90 | (5-16,2-10) |
| @Piedmont | 96-60 | (6-16,3-10) |
| Georgia College | 73-70 | (7-16,4-10) |
| Shorter | 59-77 | (7-17,4-11) |
| Piedmont | 72-30 | (8-17,5-11) |
| Ten. Temple | 48-56 | (8-18,5-11) |
| @West Ga | 60-73 | (8-19,5-11) |
| forfeit-win over Flagler | | (9-19,5-11) |

1984-85 (9-21,4-14)

Coach: Rhonda Seagraves

| Opponent | Score | Record |
|---------------------------|-------|-------------|
| @Tenn. Temple | 55-66 | (0-1,0-0) |
| Georgia College | 64-74 | (0-2,0-1) |
| @Morris Brown | 68-75 | (0-3,0-1) |
| @Lee | 55-58 | (0-4,0-1) |
| Shorter | 55-87 | (0-5,0-2) |
| @North Georgia | 63-73 | (0-6,0-3) |
| Morris Brown | 45-87 | (0-7,0-3) |
| Lee | 62-64 | (0-8,0-3) |
| Covenant | 80-56 | (1-8,0-3) |
| @Paine | 38-49 | (1-9,0-4) |
| @Armstrong Atl. | 55-93 | (1-10,0-5) |
| Armstrong Atl. | 68-80 | (1-11,0-6) |
| @Piedmont | 71-65 | (2-11,1-6) |
| Georgia SW | 62-71 | (2-12,1-7) |
| Tift | 90-66 | (3-12,1-7) |
| @Berry | 47-83 | (3-13,1-8) |
| @Shorter | 57-86 | (3-14,1-9) |
| @West Georgia | 57-81 | (3-15,1-9) |
| Augusta State | 60-71 | (3-16,1-10) |
| @Covenant | 67-51 | (4-16,1-10) |
| @Georgia SW | 62-84 | (4-17,1-11) |
| Flagler | 91-47 | (5-17,2-11) |
| Tenn Temple | 52-58 | (5-18,2-11) |
| @Tift | 72-68 | (6-18,2-1) |
| @Ga College | 71-89 | (6-19,2-12) |
| @ Augusta | 77-74 | (7-19,3-12) |
| Paine | 52-69 | (7-20,3-13) |
| Piedmont | 64-54 | (8-20,4-13) |
| Berry | 51-97 | (8-21,4-14) |
| forfeit win-Edward Waters | | (9-21,4-14) |

1985-86 (16-12,7-11)

Coach: Rhonda Seagraves

| Opponent | Score | Record |
|------------------|-------|-------------|
| Bryan | 79-67 | (1-0,0-0) |
| Lee | 76-59 | (2-0,0-0) |
| @Tenn. Temple | 81-56 | (3-0,0-0) |
| Covenant | 88-47 | (4-0,0-0) |
| @North Georgia | 73-77 | (4-1,0-1) |
| Augusta State | 77-69 | (5-1,1-1) |
| West Georgia | 63-59 | (6-1,1-1) |
| @Shorter | 73-80 | (6-2,1-2) |
| Warren Wilson | 82-54 | (7-2,1-2) |
| @Bryan | 75-64 | (8-2,1-2) |
| @Georgia SW | 73-84 | (8-3,1-3) |
| Berry | 70-81 | (8-4,1-4) |
| Cumberland (Ky.) | 68-78 | (8-5,1-4) |
| @Piedmont | 76-80 | (8-6,1-5) |
| Georgia College | 79-67 | (9-6,2-5) |
| @Armstrong Atl. | 86-94 | (9-7,2-6) |
| @Berry | 78-90 | (9-8,2-7) |
| Piedmont | 81-74 | (10-8,3-7) |
| Armstrong Atl. | 78-77 | (11-8,4-7) |
| Shorter | 76-80 | (11-9,4-8) |
| @Georgia College | 73-79 | (11-10,4-9) |
| Tennessee Temple | 63-47 | (12-10,4-9) |
| @Augusta State | 65-64 | (13-10,5-9) |
| @Lee | 74-64 | (14-10,5-9) |
| North Georgia | 83-82 | (15-10,6-9) |
| @Piedmont | 82-66 | (16-10,7-9) |

Georgia SW 66-70 (16-11,7-10)
@Georgia College 73-79 (16-12,7-11)

1986-87 (19-9,4-8)

Coach: Ron Walker

| Opponent | Score | Record |
|--------------------|--------|------------|
| Lee | 76-65 | (1-0,0-0) |
| @Covenant | 74-66 | (2-0,0-0) |
| @Tenn. Temple | 84-50 | (3-0,0-0) |
| Auburn-Mont. | 81-67 | (4-0,0-0) |
| Bryan | 99-57 | (5-0,0-0) |
| @Coker | 93-72 | (6-0,0-0) |
| @Auburn-Mont. | 76-69 | (7-0,0-0) |
| @Saint Leo | 82-68 | (8-0,0-0) |
| @North Georgia | 77-87 | (8-1,0-1) |
| Covenant | 117-57 | (9-1,0-1) |
| West Georgia | 79-80 | (9-2,0-1) |
| Shorter | 87-74 | (10-2,1-1) |
| @Flagler | 85-50 | (11-2,1-1) |
| @Florida Tech | 85-63 | (12-2,1-1) |
| Alabama-Huntsville | 81-76 | (13-2,1-1) |
| Tenn. Temple | 101-69 | (14-2,1-1) |
| @Shorter | 63-65 | (14-3,1-2) |
| Georgia College | 79-74 | (15-3,2-2) |
| @Piedmont | 76-47 | (16-3,3-2) |
| Bryan | 70-60 | (17-3,3-2) |
| @Lee | 62-60 | (18-3,3-2) |
| Berry | 77-81 | (18-4,3-3) |
| Georgia SW | 62-70 | (18-5,3-4) |
| @Georgia College | 52-65 | (18-6,3-5) |
| @Berry | 76-88 | (18-7,3-6) |
| North Georgia | 67-71 | (18-8,3-7) |

1987-88 (24-8, 10-2)

Coach: Ron Walker

| Opponent | Score | Record |
|--------------------|--------|-------------|
| Auburn-Mont. | 78-86 | (0-1,0-0) |
| Tenn. Temple | 101-36 | (1-1,0-0) |
| @Montevallo | 76-59 | (2-1,0-0) |
| Flagler | 88-38 | (3-1,0-0) |
| @Auburn-Mont. | 61-75 | (3-2,0-0) |
| North Georgia | 78-72 | (4-2,1-0) |
| Lee | 91-90 | (5-2,1-0) |
| Carson-Newman | 77-81 | (5-3,1-0) |
| @Morris Brown | 68-52 | (6-3,1-0) |
| @Wofford | 78-55 | (7-3,1-0) |
| @Saint Leo | 78-45 | (8-3,1-0) |
| @Tampa | 97-73 | (9-3,1-0) |
| Alabama-Huntsville | 62-49 | (10-3,1-0) |
| @MTSU | 66-83 | (10-4,1-0) |
| @Milligan | 83-50 | (11-4,1-0) |
| Shorter | 94-70 | (12-4,2-0) |
| Georgia College | 69-67 | (13-4,3-0) |
| Montevallo | 70-74 | (13-5,3-0) |
| @Piedmont | 90-59 | (14-5,4-0) |
| @Berry | 60-73 | (14-6,4-1) |
| @Shorter | 78-64 | (15-6,5-1) |
| Georgia SW | 72-59 | (16-6,6-1) |
| @Georgia College | 93-89 | (17-6,7-1) |
| Berry | 60-50 | (18-6,8-1) |
| @North Georgia | 60-64 | (18-7,8-2) |
| Piedmont | 92-52 | (19-7,9-2) |
| @Georgia SW | 69-64 | (20-7,10-2) |

Yearly Results 1982-2005



Bryan 92-52 (21-7,10-2)

NAIA DISTRICT TOURNAMENT

Fla Memorial 94-47 (22-7,10-2)
North Georgia 111-94 (23-7,10-2)
Georgia College 70-65 (24-7,10-2)

NAIA BI-DISTRICT TOURNAMENT

(Orangeburg, South Carolina)

@ Claffin 84-98 (24-8,10-2)

1988-89 (24-4, 12-2)

Coach: Ron Walker

| Opponent | Score | Record |
|--------------------|-------|-----------|
| West Florida | 87-61 | (1-0,0-0) |
| Shorter | 87-64 | (2-0,1-0) |
| @Milligan | 76-68 | (3-0,1-0) |
| @West Georgia | 64-61 | (4-0,1-0) |
| Montevallo | 75-50 | (5-0,1-0) |
| @Carson-Newman | 80-85 | (5-1,1-0) |
| Alabama-Huntsville | 82-60 | (6-1,1-0) |
| Valdosta State | 87-74 | (7-1,1-0) |
| @Auburn-Mont. | 65-55 | (8-1,1-0) |

BAHAMAS SHOOTOUT

(Nassau, Bahamas)

| | | |
|-------------------|--------|-------------|
| Southwest Baptist | 75-42 | (9-1,1-0) |
| Phillips | 87-82 | (10-1,1-0) |
| Southern Maine | 73-66 | (11-1,1-0) |
| @North Georgia | 63-70 | (11-2,1-1) |
| Georgia College | 90-76 | (12-2,2-1) |
| Piedmont | 102-39 | (13-2,3-1) |
| Brewton-Parker | 81-75 | (14-2,4-1) |
| Georgia SW | 70-59 | (15-2,5-1) |
| @Berry | 64-61 | (16-2,6-1) |
| @Shorter | 88-69 | (17-2,7-1) |
| @Montevallo | 79-67 | (18-2,7-1) |
| @Georgia College | 80-66 | (19-2,8-1) |
| Berry | 77-69 | (20-2,9-1) |
| North Georgia | 78-59 | (21-2,10-1) |
| @Piedmont | 96-48 | (22-2,11-1) |
| @Georgia SW | 71-64 | (23-2,12-1) |
| @Brewton-Parker | 73-86 | (23-3,12-2) |

NAIA DISTRICT TOURNAMENT

(Kennesaw, Georgia)

Flagler 86-50 (24-3,12-2)
Georgia College 69-71 (24-4,12-2)

1989-90 (15-14, 7-5)

Coach: Ron Walker

| Opponent | Score | Record |
|----------|--------|-----------|
| Claffin | 79-104 | (0-1,0-0) |
| Shorter | 73-58 | (1-1,1-0) |

LADY OWL INVITATIONAL

(Kennesaw, Georgia)

| | | |
|-------------------|-------|-----------|
| Columbus State | 76-48 | (2-1,1-0) |
| Montevallo | 80-85 | (2-2,1-0) |
| @Valdosta State | 69-72 | (2-3,1-0) |
| @Tennessee Tech | 65-89 | (2-4,1-0) |
| @Spelman | 74-30 | (3-4,1-0) |
| @Florida Southern | 76-79 | (3-5,1-0) |
| @Flagler | 87-46 | (4-5,1-0) |
| West Georgia | 61-71 | (4-6,1-0) |
| Carson-Newman | 63-65 | (4-7,1-0) |

| | | |
|------------------|-------|-------------|
| Catawba | 87-84 | (5-7,1-0) |
| Brewton-Parker | 82-79 | (6-7,2-0) |
| North Georgia | 64-51 | (7-7,3-0) |
| @Georgia College | 80-50 | (8-7,4-0) |
| @Auburn-Mont. | 60-52 | (9-7,4-0) |
| @Georgia SW | 56-77 | (9-8,4-1) |
| Berry | 81-63 | (10-8,5-1) |
| @Shorter | 93-87 | (11-8,6-1) |
| @Brewton-Parker | 55-57 | (11-9,6-2) |
| Flagler | 84-46 | (12-9,6-2) |
| Georgia College | 72-62 | (13-9,7-2) |
| @Berry | 71-82 | (13-10,7-3) |
| @North Georgia | 69-72 | (13-11,7-4) |
| Auburn-Mont. | 72-65 | (14-11,7-4) |
| @Montevallo | 71-74 | (14-12,7-4) |
| Georgia SW | 66-81 | (14-13,7-5) |
| @Columbus State | 86-72 | (15-13,7-5) |

NAIA DISTRICT TOURNAMENT

(Kennesaw, Ga.)

Georgia College 66-68 (15-14,7-5)

1990-91 (20-11, 9-3)

Coach: Ron Walker

LADY SENATOR CLASSIC

(Montgomery, Alabama)

| Opponent | Score | Record |
|--------------------|-------|-----------|
| William Carey | 74-68 | (1-0,0-0) |
| @Auburn-Mont. | 61-82 | (1-1,0-0) |
| Shorter | 84-58 | (2-1,1-0) |
| Columbus State | 88-65 | (3-1,1-0) |
| @Spelman | 86-43 | (4-1,1-0) |
| Jacksonville State | 70-84 | (4-2,1-0) |
| @Claffin | 43-69 | (4-3,1-0) |

HORTON CLASSIC

(Milledgeville, Georgia)

| | | |
|---------------------|--------|-------------|
| Newberry | 83-60 | (5-3,1-0) |
| Flagler | 105-36 | (6-3,1-0) |
| @Columbus State | 83-72 | (7-3,1-0) |
| @Jacksonville State | 88-104 | (7-4,1-0) |
| Mobile | 69-62 | (8-4,1-0) |
| Brewton-Parker | 91-81 | (9-4,2-0) |
| Montevallo | 82-96 | (9-5,2-0) |
| @North Georgia | 72-59 | (10-5,3-0) |
| Georgia College | 64-62 | (11-5,4-0) |
| @Charleston (WV) | 60-69 | (11-6,4-0) |
| Georgia SW | 85-53 | (12-6,5-0) |
| @Berry | 62-65 | (12-7,5-1) |
| @Shorter | 84-61 | (13-7,6-1) |
| Brewton-Parker | 92-68 | (14-7,7-1) |
| Spelman | 86-46 | (15-7,7-1) |
| @Georgia College | 78-81 | (15-8,7-2) |
| Berry | 70-86 | (15-9,7-3) |
| North Georgia | 60-57 | (16-9,8-3) |
| Auburn-Montgomery | 81-74 | (17-9,8-3) |
| @Montevallo | 60-75 | (17-10,8-3) |
| @Georgia SW | 96-80 | (18-10,9-3) |

NAIA DISTRICT TOURNAMENT

(Rome, Georgia)

| | | |
|------------------|--------|-------------|
| Brewton-Parker | 98-71 | (19-10,9-3) |
| Florida Memorial | 108-48 | (20-10,9-3) |
| @Berry | 70-72 | (20-11,9-3) |

1991-92 (22-9, 10-2)

Coach: Ron Walker

Opponent Score Record

LADY SENATOR CLASSIC

(Montgomery, Alabama)

| | | |
|---------------------|-------|-------------|
| West Florida | 92-67 | (1-0,0-0) |
| @Auburn-Mont. | 72-81 | (1-1,0-0) |
| Montevallo | 83-85 | (1-2,0-0) |
| Jacksonville State | 97-85 | (2-2,0-0) |
| @Georgia College | 82-61 | (3-2,0-0) |
| Claffin | 72-76 | (3-3,0-0) |
| @Jacksonville State | 77-79 | (3-4,0-0) |
| @Valdosta State | 83-66 | (4-4,0-0) |
| @Mobile | 52-44 | (5-4,0-0) |
| @Dillard | 81-68 | (6-4,0-0) |
| @Brewton-Parker | 70-71 | (6-5,0-1) |
| @Clayton State | 71-43 | (7-5,1-1) |
| North Georgia | 75-64 | (8-5,2-1) |
| USC Spartanburg | 81-56 | (9-5,2-1) |
| @Montevallo | 73-76 | (9-6,2-1) |
| Clayton State | 53-40 | (10-6,3-1) |
| @Georgia SW | 87-63 | (11-6,4-1) |
| Berry | 79-76 | (12-6,5-1) |
| @Shorter | 74-55 | (13-6,6-1) |
| Brewton-Parker | 87-53 | (14-6,7-1) |
| @Catawba | 76-66 | (15-6,7-1) |
| Spelman | 84-45 | (16-6,7-1) |
| @Berry | 94-97 | (16-7,7-2) |
| @North Georgia | 82-76 | (17-7,8-2) |
| Auburn-Mont. | 74-70 | (18-7,8-2) |
| Lincoln Memorial | 80-70 | (19-7,8-2) |
| Georgia SW | 84-57 | (20-7,9-2) |
| Shorter | 85-49 | (21-7,10-2) |

NAIA DISTRICT TOURNAMENT

(Kennesaw, Georgia)

North Georgia 82-86 (21-8,10-2)

NAIA

DIVISION I NATIONAL CHAMPIONSHIP

(Jackson, Tennessee)

| | | |
|--------------|-------|-------------|
| Rosary | 94-90 | (22-8,10-2) |
| Simon Fraser | 40-77 | (22-9,10-2) |

1992-93 (19-11, 9-3)

Coach: Susan Montgomery

LADY BULLDOG CLASSIC

(Wingate, North Carolina)

| Opponent | Score | Record |
|-----------------|-------|-----------|
| Belmont Abbey | 69-59 | (1-0,0-0) |
| @Wingate | 62-66 | (1-1,0-0) |
| High Point | 77-60 | (2-1,0-0) |
| Georgia College | 68-71 | (2-2,0-0) |
| @Spelman | 78-62 | (3-2,0-0) |
| Mars Hill | 65-55 | (4-2,0-0) |

HORTON HOMES CLASSIC

(Milledgeville, Georgia)

| | | |
|---------------------|-------|-----------|
| West Georgia | 78-62 | (5-2,0-0) |
| @Georgia College | 77-61 | (6-2,0-0) |
| @Lincoln Memorial | 79-93 | (6-3,0-0) |
| Valdosta State | 80-70 | (7-3,0-0) |
| @Jacksonville State | 63-81 | (7-4,0-0) |
| Clayton State | 70-52 | (8-4,1-0) |
| @North Georgia | 84-64 | (9-4,2-0) |

Yearly Results 1982-2005

NATIONAL CHAMPIONSHIP

(Jackson, Tennessee)

Central State 69-83 (19-11,9-3)

1993-94 (18-11)

Coach: Susan Montgomery

| Opponent | Score | Record |
|-------------------|-------|--------|
| @Lander | 77-43 | (1-0) |
| @Valdosta State | 77-76 | (2-0) |
| Georgia College | 92-79 | (3-0) |
| @Georgia State | 81-84 | (3-1) |
| Lander | 89-55 | (4-1) |
| @Tampa | 65-82 | (4-2) |
| @Florida Southern | 52-39 | (5-2) |
| @Georgia College | 66-79 | (5-3) |

LADY OWL INVITATIONAL

(Kennesaw, Georgia)

| | | |
|---------------------|--------|---------|
| Mars Hill | 88-72 | (6-3) |
| USC Spartanburg | 70-75 | (6-4) |
| Albany State | 50-54 | (6-5) |
| @Georgia SW | 74-82 | (6-6) |
| Portland State | 59-84 | (6-7) |
| @Jacksonville State | 72-82 | (6-8) |
| North Georgia | 90-61 | (7-8) |
| @Montevallo | 69-100 | (7-9) |
| @Clayton State | 74-55 | (8-9) |
| @Shorter | 77-73 | (9-9) |
| @Berry | 67-79 | (9-10) |
| Jacksonville State | 80-75 | (10-10) |
| Clayton State | 94-70 | (11-10) |
| Shorter | 69-65 | (12-10) |
| Brewton-Parker | 81-59 | (13-10) |
| @North Georgia | 90-74 | (14-10) |
| Georgia SW | 79-66 | (15-10) |
| @Brewton-Parker | 65-58 | (16-10) |
| Berry | 76-65 | (17-10) |

NAIA DIVISION I SOUTHEAST REGION

INDEPENDENT TOURNAMENT

| | | |
|-------------|-------|---------|
| Limestone | 92-59 | (18-10) |
| @Montevallo | 66-85 | (18-11) |

1994-95 (15-12, 12-6)

Coach: Susan Montgomery

| Opponent | Score | Record |
|-----------------|-------|-----------|
| Carson-Newman | 81-75 | (1-0,0-0) |
| Berry | 88-78 | (2-0,0-0) |
| @North Florida | 54-66 | (2-1,0-0) |
| @Carson-Newman | 49-77 | (2-2,0-0) |
| @Armstrong Atl. | 87-86 | (3-2,1-0) |

LADY OWL INVITATIONAL

(Kennesaw, Georgia)

| | | |
|---------------------|--------|------------|
| Catawba | 80-87 | (3-3,1-0) |
| Norfolk State | 74-109 | (3-4,1-0) |
| Columbus State | 82-71 | (4-4,2-0) |
| @Jacksonville State | 74-79 | (4-5,2-0) |
| USC Spartanburg | 72-67 | (5-5,3-0) |
| @Augusta State | 83-85 | (5-6,3-1) |
| USC Aiken | 91-40 | (6-6,4-1) |
| @Georgia College | 88-89 | (6-7,4-2) |
| Francis Marion | 80-73 | (7-7,5-2) |
| @Lander | 77-46 | (8-7,6-2) |
| UNC Pembroke | 70-61 | (9-7,7-2) |
| Shorter | 84-68 | (10-7,7-2) |

| | | |
|--------------------|-------|--------------|
| @Columbus State | 71-77 | (10-8,7-3) |
| Armstrong Atlantic | 80-70 | (11-8,8-3) |
| Augusta State | 68-72 | (11-9,8-4) |
| @USC Aiken | 63-71 | (11-10,8-5) |
| Georgia College | 71-65 | (12-10,9-5) |
| @Francis Marion | 73-44 | (13-10,10-5) |
| @USC Spartanburg | 45-53 | (13-11,10-6) |
| Lander | 65-56 | (14-11,11-6) |
| @UNC Pembroke | 70-59 | (15-11,12-6) |

PEACH BELT CONFERENCE TOURNAMENT

(Augusta, Georgia)

| | | |
|--------------------|-------|--------------|
| Armstrong Atlantic | 65-67 | (15-12,12-6) |
|--------------------|-------|--------------|

1995-96 (17-12, 12-6)

Coach: Colby Tilley

| Opponent | Score | Record |
|------------------|-------|-----------|
| @Berry | 55-70 | (0-1,0-0) |
| @Georgia State | 57-93 | (0-2,0-0) |
| Texas Woman's U. | 77-81 | (0-3,0-0) |
| @USC Aiken | 73-47 | (1-3,1-0) |

RON WALKER MEMORIAL

(Marietta, Georgia)

| | | |
|--------------------|-------|--------------|
| High Point | 64-65 | (1-4,1-0) |
| Presbyterian | 74-69 | (2-4,1-0) |
| Midland Lutheran | 65-79 | (2-5,1-0) |
| Michigan-Dearborn | 71-57 | (3-5,1-0) |
| @Columbus State | 72-78 | (3-6,1-1) |
| Armstrong Atlantic | 80-59 | (4-6,2-1) |
| @USC Spartanburg | 64-60 | (5-6,3-1) |
| Augusta State | 59-71 | (5-7,3-2) |
| @Shorter | 73-46 | (6-7,3-2) |
| Georgia College | 55-68 | (6-8,3-3) |
| @Francis Marion | 60-68 | (6-9,3-4) |
| Lander | 63-46 | (7-9,4-4) |
| UNC Pembroke | 92-64 | (8-9,5-4) |
| Columbus State | 68-57 | (9-9,6-4) |
| @Armstrong Atl. | 63-74 | (9-10,6-5) |
| USC Spartanburg | 76-71 | (10-10,7-5) |
| @Augusta State | 75-64 | (11-10,8-5) |
| USC Aiken | 70-60 | (12-10,9-5) |
| @Georgia College | 63-70 | (12-11,9-6) |
| Francis Marion | 54-51 | (13-11,10-6) |
| @Lander | 64-53 | (14-11,11-6) |
| @UNC Pembroke | 68-63 | (15-11,12-6) |

PEACH BELT TOURNAMENT

(Milledgeville, Georgia)

| | | |
|-----------------|-------|--------------|
| UNC Pembroke | 86-71 | (16-11,12-6) |
| Columbus State | 70-57 | (17-11,12-6) |
| Georgia College | 52-55 | (17-12,12-6) |

Hosted by KSU at Southern Poly

1996-97 (30-2, 17-1)

Coach: Colby Tilley

| Opponent | Score | Record |
|----------------|--------|-----------|
| Coker | 99-52 | (1-0,0-0) |
| Carson-Newman | 106-89 | (2-0,0-0) |
| @Clayton State | 90-71 | (3-0,0-0) |

RON WALKER MEMORIAL

(Kennesaw, Georgia)

LADY OWL INVITATIONAL

(Kennesaw, Georgia)

| | | |
|-------|-------|-----------|
| Berry | 64-53 | (4-0,0-0) |
| Elon | 74-64 | (5-0,0-0) |

COCA-COLA CLASSIC

(Montevallo, Alabama)

| | | |
|--------------------|-------|-------------|
| Christian Brothers | 74-61 | (6-0,0-0) |
| @Montevallo | 67-62 | (7-0,0-0) |
| @USC Aiken | 80-64 | (8-0,1-0) |
| @Armstrong Atl | 63-78 | (8-1,1-1) |
| Columbus State | 87-66 | (9-1,2-1) |
| USCS (OT) | 79-69 | (10-1,3-1) |
| @Augusta State | 72-61 | (11-1,4-1) |
| @Georgia College | 92-68 | (12-1,5-1) |
| Francis Marion | 78-62 | (13-1,6-1) |
| @Lander | 85-71 | (14-1,7-1) |
| UNC Pembroke | 87-54 | (15-1,8-1) |
| Clayton State | 88-52 | (16-1,8-1) |
| @Columbus State | 91-85 | (17-1,9-1) |
| Armstrong Atlantic | 76-58 | (18-1,10-1) |
| @USCS | 93-75 | (19-1,11-1) |
| Augusta State | 83-73 | (20-1,12-1) |
| USC Aiken | 93-64 | (21-1,13-1) |
| Georgia College | 73-66 | (22-1,14-1) |
| @Francis Marion | 69-68 | (23-1,15-1) |
| Lander | 85-69 | (24-1,16-1) |
| @UNC Pembroke | 84-68 | (25-1,17-1) |

PEACH BELT CONF. TOURNAMENT

(Milledgeville, Georgia)

| | | |
|------------------|-------|-------------|
| USC Aiken | 88-63 | (26-1,17-1) |
| Columbus State | 62-61 | (27-1,17-1) |
| @Georgia College | 78-77 | (28-1,17-1) |

NCAA D-II SOUTH ATLANTIC REGION-

AL (Kennesaw, Georgia)

| | | |
|--------------------|-------|-------------|
| Fayetteville State | 99-65 | (29-1,17-1) |
| Bowie State | 74-68 | (30-1,17-1) |

NCAA DIVISION II ELITE EIGHT

(Grand Forks, North Dakota)

| | | |
|---------|-----|-------------|
| Bentley | 48- | (30-2,17-1) |
|---------|-----|-------------|

1997-98 (18-10, 10-6)

Coach: Colby Tilley

| Opponent | Score | Record |
|----------------------------|-------|-----------|
| Ron Walker Memorial | | |
| (Kennesaw, Georgia) | | |
| Berry | 70-66 | (1-0,0-0) |
| Presbyterian | 64-56 | (2-0,0-0) |
| @West Georgia (OT) | 68-70 | (2-1,0-0) |

Lady Owl Classic

(Kennesaw, Georgia)

| | | |
|--------------|-------|-----------|
| Tusculum | 81-74 | (3-1,0-0) |
| Gardner-Webb | 83-83 | (4-1,0-0) |
| Montevallo | 76-69 | (5-1,0-0) |
| Berry (OT) | 74-77 | (5-2,0-0) |

Coca-Cola Classic

(Montevallo, Alabama)

| | | |
|--------------------|-------|-----------|
| Arkansas Tech | 66-65 | (6-2,0-0) |
| @Montevallo | 70-74 | (6-3,0-0) |
| West Georgia | 76-50 | (7-3,0-0) |
| Armstrong Atlantic | 81-59 | (8-3,1-0) |
| @UNC Pembroke | 74-72 | (9-3,2-0) |
| Columbus State | 87-89 | (9-4,2-1) |
| Francis Marion | 56-61 | (9-5,2-2) |

Yearly Results 1982-2005

| | | |
|----------------------|-------|-------------|
| @USCS | 64-61 | (10-5,3-2) |
| USC Aiken | 88-63 | (11-5,4-2) |
| @North Florida | 76-66 | (12-5,5-2) |
| Clayton State | 76-59 | (13-5,6-2) |
| @Columbus State | 81-89 | (13-6,6-3) |
| Georgia College (OT) | 78-84 | (13-7,6-4) |
| @Augusta State | 98-89 | (14-7,7-4) |
| @Clayton State | 71-58 | (15-7,8-4) |
| North Florida | 74-55 | (16-7,9-4) |
| @Armstrong Atl | 74-50 | (17-7,10-4) |
| Lander (OT) | 75-76 | (17-8,10-5) |
| @Georgia College | 73-81 | (17-9,10-6) |

Peach Belt Conference Tournament (Savannah, Georgia)

| | | |
|---------------|-------|---------|
| UNC Pembroke | 56-40 | (18-9) |
| Augusta State | 71-77 | (18-10) |

1998-99 (28-4, 14-2)

Coach: Colby Tilley

| Opponent | Score | Record |
|--|-------|-----------|
| Town Center Chevrolet Classic (Kennesaw, Georgia) | | |
| Emmanuel (Ga.) | 99-52 | (1-0,0-0) |
| Montevallo | 94-72 | (2-0,0-0) |

Ron Walker Memorial (Kennesaw, Georgia)

| | | |
|---------------|--------|-----------|
| Tusculum | 101-78 | (3-0,0-0) |
| Carson-Newman | 65-63 | (4-0,0-0) |

UAH THANKSGIVING CLASSIC (Huntsville, Alabama)

| | | |
|------------------|-------|-----------|
| Central Arkansas | 77-71 | (5-0,0-0) |
| Tusculum | 99-48 | (6-0,0-0) |

UM/COCA-COLA CLASSIC (Montevallo, Alabama)

| | | |
|-----------------|--------|------------|
| Loyola (La.) | 82-50 | (7-0,0-0) |
| Huntingdon | 110-43 | (8-0,0-0) |
| @Armstrong Atl. | 76-52 | (9-0,1-0) |
| UNC Pembroke | 87-75 | (10-0,2-0) |

AUM NEW YEAR'S CLASSIC (Montgomery, Alabama)

| | | |
|--------------------|-------|-------------|
| Lindsey Wilson | 67-53 | (11-0,2-0) |
| Dillard | 62-26 | (12-0,2-0) |
| @Columbus State | 93-71 | (13-0,3-0) |
| USC Spartanburg | 79-54 | (14-0,4-0) |
| @USC Aiken | 81-50 | (15-0,5-0) |
| @Francis Marion | 74-77 | (15-1,5-1) |
| North Florida | 79-51 | (16-1,6-1) |
| @Clayton State | 84-63 | (17-1,7-1) |
| Columbus State | 86-71 | (18-1,8-1) |
| @Georgia College | 84-63 | (19-1,9-1) |
| Augusta State | 85-59 | (20-1,10-1) |
| Clayton State | 74-48 | (21-1,11-1) |
| @North Florida | 63-49 | (22-1,12-1) |
| Armstrong Atlantic | 60-39 | (23-1,13-1) |
| @Lander | 49-74 | (23-2,13-2) |
| Georgia College | 77-69 | (24-2,14-2) |

Peach Belt Conference Tournament (Savannah, Georgia)

| | | |
|----------------|-------|-------------|
| @Armstrong Atl | 78-75 | (25-2,14-2) |
| Lander | 66-80 | (25-3,14-2) |

NCAA DIVISION II SOUTH ATLANTIC REGIONAL (Florence, South Carolina)

| | | |
|-----------------|-------|-------------|
| Lander | 69-39 | (26-3,14-2) |
| Bowie State | 81-70 | (27-3,14-2) |
| @Francis Marion | 76-72 | (28-3,14-2) |

NCAA DIVISION II ELITE EIGHT (Pine Bluff, Arkansas)

| | | |
|--------------|-------|-------------|
| North Dakota | 69-96 | (28-4,14-2) |
|--------------|-------|-------------|

1999-2000 (25-5, 14-2)

Coach: Colby Tilley

| Opponent | Score | Record |
|--|-------|-----------|
| Ron Walker Memorial (Kennesaw, Georgia) | | |
| Tuskegee | 86-66 | (1-0,0-0) |
| Tusculum | 90-67 | (2-0,0-0) |
| @Montevallo | 71-75 | (2-1,0-0) |

Gulf South/Peach Belt Classic (Carrollton, Georgia)

| | | |
|--------------|-------|-----------|
| West Alabama | 78-48 | (3-1,0-0) |
| West Georgia | 71-55 | (4-1,0-0) |

Gardner-Webb Invitational (Boiling Springs, North Carolina)

| | | |
|--------------------|-------|-------------|
| Wingate | 70-63 | (5-1,0-0) |
| @Gardner-Webb | 65-54 | (6-1,0-0) |
| Montevallo | 85-60 | (7-1,0-0) |
| Armstrong Atlantic | 70-57 | (8-1,1-0) |
| Ga Southwestern | 74-54 | (9-1,1-0) |
| @USCS | 62-50 | (10-1,2-0) |
| USC Aiken | 80-62 | (11-1,3-0) |
| Miss. U. for Women | 64-41 | (12-2,3-0) |
| @North Florida | 47-48 | (12-2,3-1) |
| Clayton State | 75-61 | (13-2,4-1) |
| @Columbus State | 63-62 | (14-2,5-1) |
| @Augusta State | 79-68 | (15-2,6-1) |
| @Armstrong Atl | 68-59 | (16-2,7-1) |
| @Clayton State | 58-51 | (17-2,8-1) |
| North Florida | 66-62 | (18-2,9-1) |
| Columbus State | 62-77 | (18-3,9-2) |
| Lander | 69-45 | (19-3,10-2) |
| @Georgia College | 78-72 | (20-3,11-2) |
| Francis Marion | 72-68 | (21-3,12-2) |
| Georgia College | 79-59 | (22-3,13-2) |
| @UNC Pembroke | 86-60 | (23-3,14-2) |

PEACH BELT TOURNAMENT (Savannah, Georgia)

| | | |
|---------------|-------|-------------|
| Augusta State | 98-65 | (24-3,14-2) |
| @Lander | 65-69 | (24-4,14-2) |

NCAA DIVISION II SOUTH ATLANTIC REGIONAL (Florence, South Carolina)

| | | |
|----------------|-------|-------------|
| Livingstone | 77-62 | (25-4,14-2) |
| Columbus State | 72-82 | (25-5,14-2) |

2000-01 (19-8, 10-6)

Coach: Colby Tilley

| Opponent | Score | Record |
|--|-------|-----------|
| Ron Walker Memorial (Kennesaw, Georgia) | | |
| Valdosta State | 70-54 | (1-0,0-0) |

| | | |
|--------------------|-------|-------------|
| Presbyterian (OT) | 83-80 | (2-0,0-0) |
| West Alabama | 72-60 | (3-0,0-0) |
| @West Georgia | 64-52 | (4-0,0-0) |
| Clark Atlanta | 86-55 | (5-0,0-0) |
| Auburn-Mont. | 55-59 | (5-1,0-0) |
| @Montevallo | 76-58 | (6-1,0-0) |
| @Armstrong Atl. | 78-54 | (7-1,1-0) |
| Life | 76-70 | (8-1,1-0) |
| Gardner-Webb | 74-64 | (9-1,1-0) |
| Montevallo | 80-49 | (10-1,1-0) |
| USC Spartanburg | 71-48 | (11-1,2-0) |
| @USC Aiken | 57-68 | (11-2,2-1) |
| North Florida | 59-54 | (12-2,3-1) |
| @Clayton State | 65-53 | (13-2,4-1) |
| @Columbus State | 84-96 | (13-3,4-2) |
| @Augusta State | 90-82 | (14-3,5-2) |
| Armstrong Atlantic | 87-60 | (15-3,6-2) |
| Clayton State | 85-69 | (16-3,7-2) |
| @North Florida | 74-71 | (17-3,8-2) |
| @Lander | 83-70 | (18-3,9-2) |
| GC&SU | 78-87 | (18-4,9-3) |
| @Francis Marion | 73-79 | (18-5,9-4) |
| Columbus State | 89-94 | (18-6,9-5) |
| @GC&SU | 68-73 | (18-7,9-6) |
| UNC Pembroke | 93-86 | (19-7,10-6) |

Peach Belt Conference Tournament (Greenwood, South Carolina)

| | | |
|----------------|-------|-------------|
| Francis Marion | 57-69 | (19-8,10-6) |
|----------------|-------|-------------|

2001-2002 (17-10, 13-6)

Coach: Colby Tilley

| Opponent | Score | Record |
|--|-------|-----------|
| Ron Walker Memorial (Kennesaw, Georgia) | | |
| Wingate | 74-62 | (1-0,0-0) |
| Auburn-Mont. | 72-62 | (2-0,0-0) |
| @Montevallo | 81-51 | (3-0,0-0) |
| @North Florida | 64-86 | (3-1,0-1) |
| Clayton State | 71-55 | (4-1,1-1) |

Wingate Tournament (Wingate, North Carolina)

| | | |
|--------------------|-------|-------------|
| vs.Coker | 71-55 | (5-1,1-1) |
| @Wingate | 56-58 | (5-2,1-1) |
| Fort Valley State | 89-92 | (5-3,1-1) |
| Montevallo | 70-78 | (5-4,1-1) |
| UNC Pembroke | 83-84 | (5-5,1-2) |
| Lander | 70-52 | (6-5,2-2) |
| Augusta State | 86-81 | (7-5,3-2) |
| @GC&SU | 62-65 | (7-6,3-3) |
| USC Aiken | 77-68 | (8-6,4-3) |
| North Florida | 71-79 | (8-7,4-4) |
| @Clayton State | 66-45 | (9-7,5-4) |
| USC Spartanburg | 84-55 | (10-7,6-4) |
| @Lander | 72-64 | (11-7,7-4) |
| Armstrong Atlantic | 72-69 | (12-7,8-4) |
| @Columbus State | 82-69 | (13-7,9-4) |
| @Francis Marion | 77-70 | (14-7,10-4) |
| @Augusta State | 71-60 | (15-7,11-4) |
| GC&SU | 81-79 | (16-7,12-4) |
| @USC Aiken | 51-55 | (16-8,12-5) |
| Columbus State | 85-66 | (17-8,13-5) |
| @Armstrong Atl. | 68-75 | (17-9,13-6) |

Yearly Results 1982-2005

PEACH BELT TOURNAMENT

(Columbus, Georgia)

57 Armstrong Atl. 57-62 (17-10,13-6)

2002-2003 (16-13, 9-10)

Coach: Colby Tilley

Opponent Score Record

Ron Walker Memorial (Kennesaw, Georgia)

| | | |
|--------------------|-------|--------------|
| Presbyterian | 61-59 | (1-0,0-0) |
| Glenville State | 79-54 | (2-0,0-0) |
| @Montevallo | 73-56 | (3-0,0-0) |
| North Florida | 76-70 | (4-0,1-0) |
| @Clayton State | 58-73 | (4-1,1-1) |
| @West Georgia | 52-61 | (4-2,1-1) |
| USC Aiken | 57-59 | (4-3,1-2) |
| Columbia Union | 91-27 | (5-3,1-2) |
| Montevallo | 73-51 | (6-3,1-2) |
| West Georgia | 79-64 | (7-3,1-2) |
| @Fort Valley State | 55-60 | (7-4,1-2) |
| @UNC Pembroke | 80-67 | (8-4,2-2) |
| @Lander | 72-70 | (9-4,3-2) |
| @Augusta State | 54-59 | (9-5,3-3) |
| GC&SU (3OT) | 84-81 | (10-5,4-3) |
| @USC Aiken (OT) | 74-69 | (11-5,5-3) |
| @North Florida | 66-68 | (11-6,5-4) |
| Clayton State | 60-66 | (11-7,5-5) |
| @USCS | 61-59 | (12-7,6-5) |
| Lander | 62-69 | (12-8,6-6) |
| @Armstrong Atl. | 61-77 | (12-9,6-7) |
| Columbus St(4OT) | 88-95 | (12-10,6-8) |
| Francis Marion | 74-41 | (13-10,7-8) |
| Augusta State | 80-72 | (14-10,8-8) |
| @GC&SU | 69-60 | (15-10,9-8) |
| @Columbus State | 51-66 | (15-11,9-9) |
| Armstrong Atlantic | 64-76 | (15-12,9-10) |

Peach Belt Tournament (Columbus, Georgia)

| | | |
|----------------|-------|---------|
| Lander | 78-60 | (16-12) |
| Armstrong Atl. | 60-65 | (16-13) |

2003-2004 (19-10, 10-6)

Coach: Colby Tilley

Opponent Score Record

West Georgia 91-58 (1-0,0-0)

Ron Walker Memorial (Kennesaw, Georgia)

| | | |
|-----------|-------|-----------|
| Mars Hill | 98-89 | (2-0,0-0) |
| Catawba | 83-81 | (3-0,0-0) |

Gulf South/Peach Belt Classic (Carrollton, Georgia)

| | | |
|--------------------|-------|-----------|
| West Georgia | 76-55 | (4-0,0-0) |
| vs. Ala-Huntsville | 82-84 | (4-1,0-0) |
| @Montevallo | 74-67 | (5-1,0-0) |
| @West Alabama | 71-73 | (5-2,0-0) |
| Montevallo | 78-60 | (6-2,0-0) |

Miller Clinic Invitational (Wingate, North Carolina)

| | | |
|--------------------|-------|-----------|
| North Dakota State | 62-78 | (6-3,0-0) |
| Clafin | 78-61 | (7-3,0-0) |
| West Alabama | 90-62 | (8-3,0-0) |
| @Columbus State | 71-47 | (9-3,1-0) |

| | | |
|--------------------|-------|-------------|
| USC Aiken | 67-63 | (10-3,2-0) |
| GC&SU | 68-69 | (10-4,2-1) |
| @USCS | 70-64 | (11-4,3-1) |
| Armstrong Atlantic | 69-70 | (11-5,3-2) |
| Augusta State | 67-71 | (11-6,3-3) |
| @GC&SU | 91-85 | (12-6,4-3) |
| Francis Marion | 78-62 | (13-6,5-3) |
| @Armstrong Atl | 71-76 | (13-7,5-4) |
| @Lander | 79-82 | (13-8,5-5) |
| @Clayton State | 84-74 | (14-8,6-5) |
| North Florida | 81-72 | (15-8,7-5) |
| Columbus State | 82-56 | (16-8,8-5) |
| @UNC Pembroke | 87-64 | (17-8,9-5) |
| Clayton State | 82-60 | (18-8,10-5) |
| @North Florida | 56-67 | (18-9,10-6) |

PEACH BELT TOURNAMENT (Augusta, Georgia)

| | | |
|-----------------|-------|---------|
| USC Spartanburg | 84-76 | (19-9) |
| Lander | 61-66 | (19-10) |

2004-2005 (18-12, 8-8)

Coach: Colby Tilley

| Opponent | Score | Record |
|---------------------|--------|-------------|
| Southern Tech | 64-58 | (1-0) |
| @Tusculum | 78-68 | (2-0) |
| vs North Greenville | 79-69 | (3-0) |
| Virginia Union | 64-67 | (3-1) |
| @NC Central | 68-60 | (4-1) |
| @West Georgia | 60-73 | (4-2) |
| @Ala-Huntsville | 88-69 | (5-2) |
| West Georgia | 86-79 | (6-2) |
| Ala-Huntsville | 86-72 | (7-2) |
| Newberry | 61-65 | (7-3) |
| Tusculum | 79-65 | (8-3) |
| Columbus State | 76-85* | (8-4,0-1) |
| @GC&SU | 58-72 | (8-5,0-2) |
| USC Upstate | 90-76 | (9-5,1-2) |
| @Armstrong Atl. | 70-74 | (9-6,1-3) |
| @Augusta State | 62-58 | (10-6,2-3) |
| GC&SU | 60-80 | (10-7,2-4) |
| @Francis Marion | 60-66 | (10-8,2-5) |
| Armstrong Atl. | 76-71 | (11-8,3-5) |
| Lander | 81-89 | (11-9,3-6) |
| @USC Aiken | 85-74 | (12-9,4-6) |
| Clayton State | 63-91 | (12-10,4-7) |
| @North Florida | 52-68 | (12-11,4-8) |
| @Columbus State | 77-72 | (13-11,5-8) |
| UNC Pembroke | 79-64 | (14-11,6-8) |
| @Clayton State | 71-85 | (14-12,6-9) |
| North Florida | 89-60 | (15-12,7-9) |

PEACH BELT TOURNAMENT (Augusta, Georgia)

| | | |
|----------------|-------|---------|
| Francis Marion | 70-69 | (16-12) |
| UNC Pembroke | 78-66 | (17-12) |
| Columbus State | 51-79 | (17-13) |

<> Lady Owls official record is 18-12 and 8-8 after Armstrong Atlantic was forced to forfeit their 74-70 win over KSU.

Coaching Records

| Name | Record | Pct. |
|------------------|---------|------|
| Colby Tilley | 212-108 | .663 |
| Ron Walker | 124-55 | .693 |
| Susan Montgomery | 52-34 | .605 |
| Rhonda Seagraves | 25-33 | .431 |
| Gary Wisener | 18-33 | .353 |

Coaching Victories

| Name | Wins |
|------------------|------|
| Colby Tilley | 212 |
| Ron Walker | 124 |
| Susan Montgomery | 52 |
| Rhonda Seagraves | 25 |
| Gary Wisener | 18 |

Victories by Season

| Name | Wins | Year |
|--------------|------|-------|
| Colby Tilley | 30 | 96-97 |
| Colby Tilley | 28 | 98-99 |
| Colby Tilley | 25 | 99-00 |
| Ron Walker | 24 | 87-88 |
| Ron Walker | 24 | 88-89 |

Conference Victories Name

| Name | Wins | Year |
|--------------------------|------|-------|
| Colby Tilley | 17 | 96-97 |
| Colby Tilley | 14 | 99-00 |
| Colby Tilley | 14 | 98-99 |
| Colby Tilley | 13 | 01-02 |
| Tilley,Walker,Montgomery | 12 | — |

Yearly Coaching Records

| Year | Overall | Conf | Coach |
|--------------|----------------|----------------|------------|
| 82-83 | 9-14 | 1-7 | Wisener |
| 83-84 | 9-19 | 5-11 | Wisener |
| 84-85 | 9-21 | 4-14 | Seagraves |
| 85-86 | 16-12 | 7-11 | Seagraves |
| 86-87 | 19-9 | 4-8 | Walker |
| 87-88 | 24-8 | 10-2 | Walker |
| 88-89 | 24-4 | 12-2 | Walker |
| 89-90 | 15-14 | 7-5 | Walker |
| 90-91 | 20-11 | 9-3 | Walker |
| 91-92 | 22-9 | 10-2 | Walker |
| 92-93 | 19-11 | 9-3 | Montgomery |
| 93-94 | 18-11 | — | Montgomery |
| 94-95 | 15-12 | 12-6 | Montgomery |
| 95-96 | 17-12 | 12-6 | Tilley |
| 96-97 | 30-2 | 17-1 | Tilley |
| 97-98 | 18-10 | 10-6 | Tilley |
| 98-99 | 28-4 | 14-2 | Tilley |
| 99-00 | 25-5 | 14-2 | Tilley |
| 00-01 | 19-8 | 10-6 | Tilley |
| 01-02 | 17-10 | 13-6 | Tilley |
| 02-03 | 16-13 | 9-10 | Tilley |
| 03-04 | 19-10 | 10-6 | Tilley |
| 04-05 | 18-12 | 8-8 | Tilley |
| 05-06 | 5-22 | 4-16 | Tilley |
| TOTAL | 431-263 | 211-133 | — |
| NAIA | 204-143 | 78-68 | — |

The Lady Owls were a member of the NAIA's GIAC from 1982 through 1994. KSU became a member of the NCAA Peach Belt Conference beginning in the 1994-95 season.

All-Time Versus Opponents

All-Time Win/Loss Record vs Opponents

| Opponent | W-L | Pct | Last | Opponent | W-L | Pct | Last | Opponent | W-L | Pct | Last |
|----------------------|-------|-------|-------|-----------------------|-------|-------|-------|--------------------|------|-------|-------|
| Agnes Scott | 1-0 | 1.000 | 05-06 | Florida Southern | 1-1 | .500 | 93-94 | North Florida | 10-9 | .526 | 05-06 |
| Alabama-Huntsville | 3-1 | .750 | 03-04 | Florida Tech | 1-0 | 1.000 | 86-87 | North Georgia | 15-8 | .652 | 93-94 |
| Albany State | 0-1 | .000 | 93-94 | Fort Valley State | 0-2 | .000 | 02-03 | Paine | 0-2 | .000 | 84-85 |
| Arkansas Tech | 1-0 | 1.000 | 97-98 | Francis Marion | 9-6 | .600 | 03-04 | Phillips | 1-0 | 1.000 | 88-89 |
| Armstrong Atlantic | 16-15 | .516 | 03-04 | Furman | 0-1 | .000 | 05-06 | Piedmont | 10-4 | .714 | 88-89 |
| Auburn-Montgomery | 8-6 | .571 | 01-02 | Gardner-Webb | 2-2 | .500 | 05-06 | Portland State | 0-1 | .000 | 93-94 |
| Augusta State | 14-9 | .609 | 03-04 | GC&SU | 28-19 | .596 | 03-04 | Presbyterian | 4-0 | 1.000 | 02-03 |
| Belmont | 0-2 | .000 | 05-06 | Georgia Southwestern | 12-13 | .480 | 99-00 | Rosary | 1-0 | 1.000 | 91-92 |
| Belmont-Abbey | 1-0 | 1.000 | 92-93 | Georgia State | 0-2 | .000 | 95-96 | St. Leo | 2-0 | 1.000 | 87-88 |
| Bentley | 0-1 | .000 | 96-97 | Georgia Tech | 0-1 | .000 | 82-83 | Shorter | 19-6 | .760 | 95-96 |
| Berry | 11-19 | .367 | 97-98 | Glennville State | 1-0 | 1.000 | 02-03 | Simon Fraser | 0-1 | .000 | 91-92 |
| Bowie State | 2-0 | 1.000 | 98-99 | High Point | 1-1 | .500 | 95-96 | South Dakota State | 0-1 | .000 | 05-06 |
| Brewton-Parker | 10-5 | .667 | 93-94 | Huntingdon | 1-0 | 1.000 | 98-99 | Southern Maine | 1-0 | 1.000 | 88-89 |
| Bryan | 7-0 | 1.000 | 87-88 | Jacksonville | 1-1 | .500 | 05-06 | SW Baptist | 1-0 | 1.000 | 88-89 |
| Campbell | 0-2 | .000 | 05-06 | Jacksonville State | 4-5 | .444 | 05-06 | Spelman | 5-0 | 1.000 | 92-93 |
| Carson-Newman | 3-4 | .429 | 98-99 | Lander | 15-7 | .682 | 03-04 | Stetson | 0-2 | .000 | 05-06 |
| Catawba | 3-1 | .750 | 03-04 | Lee | 5-5 | .500 | 87-88 | Tampa | 1-1 | .500 | 93-94 |
| Central Arkansas | 1-0 | 1.000 | 98-99 | Life | 1-0 | 1.000 | 00-01 | Tennessee Tech | 1-0 | 1.000 | 89-90 |
| Central State-OH | 0-1 | .000 | 92-93 | Limestone | 1-0 | 1.000 | 93-94 | Tennessee Temple | 6-4 | .600 | 87-88 |
| Central Wesleyan | 1-0 | 1.000 | 92-93 | Lincoln Memorial | 1-1 | .500 | 92-93 | Tennessee Wesleyan | 0-1 | .000 | 82-83 |
| Charleston-WV | 0-1 | .000 | 90-91 | Lindsey Wilson | 1-0 | 1.000 | 98-99 | Texas Women's | 0-1 | .000 | 95-96 |
| Christian Brothers | 1-0 | 1.000 | 96-97 | Lipscomb | 2-0 | 1.000 | 04-05 | Tift | 2-2 | .500 | 84-85 |
| Claffin | 2-3 | .400 | 03-04 | Livingstone | 1-0 | 1.000 | 98-99 | Toccoa Falls | 1-0 | 1.000 | 82-83 |
| Clark Atlanta | 1-0 | 1.000 | 00-01 | Loyola-LA | 1-0 | 1.000 | 98-99 | Towson | 0-1 | .000 | 05-06 |
| Clayton State | 22-2 | .917 | 03-04 | Maine | 0-1 | .000 | 04-05 | Tusculum | 4-0 | 1.000 | 99-00 |
| Coker | 3-0 | 1.000 | 01-02 | Mars Hill | 3-0 | 1.000 | 03-04 | Tuskegee | 1-0 | 1.000 | 99-00 |
| Columbus State | 17-10 | .630 | 03-04 | Mercer | 1-1 | .500 | 04-05 | UNC Pembroke | 14-1 | .933 | 03-04 |
| Covenant | 9-0 | 1.000 | 86-87 | Michigan-Dearborn | 1-0 | 1.000 | 95-96 | USC Aiken | 12-4 | .750 | 03-04 |
| Columbia Union | 1-0 | 1.000 | 02-03 | Middle Tennessee St | 0-1 | .000 | 87-88 | USC Upstate | 14-3 | .824 | 03-04 |
| Cumberland-KY | 0-2 | .000 | 85-86 | Midland Lutheran | 0-1 | .000 | 95-96 | Valdosta State | 5-2 | .714 | 00-01 |
| Dillard | 2-0 | 1.000 | 98-99 | Milligan | 2-0 | 1.000 | 88-89 | Warren Wilson | 1-0 | 1.000 | 85-86 |
| East Tennessee State | 0-2 | .000 | 05-06 | Miss. Univ. for Women | 1-0 | 1.000 | 99-00 | West Alabama | 3-1 | .750 | 03-04 |
| Edward Waters | 1-1 | .500 | 84-85 | Mobile-AL | 2-0 | 1.000 | 91-92 | West Florida | 2-0 | 1.000 | 91-92 |
| Elon | 1-0 | 1.000 | 96-97 | Morris Brown | 1-2 | .333 | 87-88 | West Georgia | 9-9 | .500 | 03-04 |
| Emmanuel | 1-0 | 1.000 | 98-99 | Montevallo | 14-13 | .519 | 03-04 | West Virginia | 0-1 | .000 | 05-06 |
| Fayetteville State | 1-0 | 1.000 | 96-97 | Newberry | 1-0 | 1.000 | 90-91 | William Carey | 1-0 | 1.000 | 90-91 |
| Flagler | 9-0 | 1.000 | 90-91 | Norfolk State | 0-1 | .000 | 94-95 | Wingate | 2-2 | .500 | 01-02 |
| Florida Atlantic | 0-2 | .000 | 05-06 | North Dakota | 0-1 | .000 | 98-99 | Wofford | 1-0 | 1.000 | 87-88 |
| Florida Memorial | 2-0 | 1.000 | 90-91 | North Dakota State | 0-1 | .000 | 03-04 | | | | |

Agnes Scott [1-0]

| Year | Score | Record |
|-------|----------------|----------|
| 05-06 | 65 Agnes Scott | 33 (1-0) |

Alabama-Huntsville [5-0]

| Year | Score | Record |
|-------|--------------------|----------|
| 86-87 | 71 Ala-Huntsville | 76 (1-0) |
| 87-88 | 62 Ala-Huntsville | 49 (2-0) |
| 88-89 | 82 Ala-Huntsville | 60 (3-0) |
| 04-05 | 88 @Ala-Huntsville | 69 (4-0) |
| 04-05 | 86 Ala-Huntsville | 72 (5-0) |

Albany State [0-1]

| Year | Score | Record |
|-------|-----------------|----------|
| 93-94 | 50 Albany State | 54 (0-1) |

Arkansas Tech [1-0]

| Year | Score | Record |
|-------|------------------|----------|
| 97-98 | 66 Arkansas Tech | 65 (1-0) |

Armstrong Atl. [16-13]

| Year | Score | Record |
|-------|--------------------|-----------|
| 82-83 | 53 @Armstrong Atl. | 66 (0-1) |
| 82-83 | 65 Armstrong Atl. | 50 (1-1) |
| 83-84 | 62 @Armstrong Atl. | 71 (1-2) |
| 84-85 | 55 @Armstrong Atl. | 93 (1-3) |
| 84-85 | 68 Armstrong Atl. | 80 (1-4) |
| 85-86 | 86 @Armstrong Atl. | 94 (1-5) |
| 85-86 | 78 Armstrong Atl. | 77 (2-5) |
| 94-95 | 87 @Armstrong Atl. | 86 (3-5) |
| 94-95 | 80 Armstrong Atl. | 70 (4-5) |
| 94-95 | 65 *Armstrong Atl. | 67 (4-6) |
| 95-96 | 80 Armstrong Atl. | 59 (5-6) |
| 95-96 | 63 @Armstrong Atl. | 74 (5-7) |
| 96-97 | 63 @Armstrong Atl. | 78 (5-8) |
| 96-97 | 76 Armstrong Atl. | 58 (6-8) |
| 97-98 | 81 Armstrong Atl. | 59 (7-8) |
| 97-98 | 74 @Armstrong Atl. | 50 (8-8) |
| 98-99 | 76 @Armstrong Atl. | 52 (9-8) |
| 98-99 | 60 Armstrong Atl. | 39 (10-8) |

| | | |
|-------|--------------------|-------------|
| 98-99 | 78 @Armstrong Atl. | 75 (11-8) |
| 99-00 | 70 Armstrong Atl. | 57 (12-8) |
| 99-00 | 68 @Armstrong Atl. | 59 (13-8) |
| 00-01 | 78 @Armstrong Atl. | 54 (14-8) |
| 00-01 | 87 Armstrong Atl. | 60 (15-8) |
| 01-02 | 72 Armstrong Atl. | 69 (16-8) |
| 01-02 | 68 @Armstrong Atl. | 75 (16-9) |
| 01-02 | 57 *Armstrong Atl. | 62 (16-10) |
| 02-03 | 61 @Armstrong Atl. | 77 (16-11) |
| 02-03 | 64 Armstrong Atl. | 76 (16-12) |
| 02-03 | 60 *Armstrong Atl. | 65 (16-13) |
| 03-04 | 69 Armstrong Atl. | 70 (16-14) |
| 03-04 | 71 @Armstrong Atl. | 76 (16-15) |
| 04-05 | W @Armstrong Atl. | (F) (17-15) |
| 04-05 | 76 Armstrong Atl. | 71 (18-15) |

Aub-Montgomery [8-6]

| Year | Score | Record |
|-------|------------------|----------|
| 86-87 | 81 Auburn-Mont. | 67 (1-0) |
| 86-87 | 76 @Auburn-Mont. | 69 (2-0) |

All-Time Versus Opponents

| | | | |
|-------|------------------|----|-------|
| 87-88 | 78 Auburn-Mont. | 86 | (2-1) |
| 87-88 | 61 @Auburn-Mont. | 75 | (2-2) |
| 88-89 | 65 @Auburn-Mont. | 55 | (3-2) |
| 89-90 | 60 @Auburn-Mont. | 52 | (4-2) |
| 89-90 | 72 Auburn-Mont. | 65 | (5-2) |
| 90-91 | 61 @Auburn-Mont. | 82 | (5-3) |
| 90-91 | 81 Auburn-Mont. | 74 | (6-3) |
| 91-92 | 72 @Auburn-Mont. | 81 | (6-4) |
| 91-92 | 74 Auburn-Mont. | 70 | (7-4) |
| 92-93 | 48 @Auburn-Mont. | 91 | (7-5) |
| 00-01 | 55 Auburn-Mont. | 59 | (7-6) |
| 01-02 | 72 Auburn-Mont. | 62 | (8-6) |

Augusta State [14-9]

| Year | Score | Record |
|-------|--------------------|-----------|
| 82-83 | 51 @Augusta State | 59 (0-1) |
| 83-84 | 59 @Augusta State | 71 (0-2) |
| 83-84 | 55 Augusta State | 73 (0-3) |
| 84-85 | 60 Augusta State | 71 (0-4) |
| 84-85 | 77 @ Augusta State | 74 (1-4) |
| 85-86 | 77 Augusta State | 69 (2-4) |
| 85-86 | 65 @Augusta State | 64 (3-4) |
| 94-95 | 83 @Augusta State | 85 (3-5) |
| 94-95 | 68 Augusta State | 72 (3-6) |
| 95-96 | 69 Augusta State | 71 (3-7) |
| 95-96 | 75 @Augusta State | 64 (4-7) |
| 96-97 | 72 @Augusta State | 61 (5-7) |
| 96-97 | 83 Augusta State | 73 (6-7) |
| 97-98 | 98 @Augusta State | 89 (7-7) |
| 97-98 | 71 Augusta State | 77 (7-8) |
| 98-99 | 85 Augusta State | 59 (8-8) |
| 99-00 | 79 @Augusta State | 68 (9-8) |
| 99-00 | 98 Augusta State | 65 (10-8) |
| 00-01 | 90 @Augusta State | 82 (11-8) |
| 01-02 | 86 Augusta State | 81 (12-8) |
| 01-02 | 71 @Augusta State | 60 (13-8) |
| 02-03 | 80 Augusta State | 72 (14-8) |
| 03-04 | 67Augusta State | 71 (14-9) |

Belmont [0-2]

| Year | Score | Record |
|-------|-------------|----------|
| 05-06 | 52 Belmont | 61 (0-1) |
| 05-06 | 58 @Belmont | 72 (0-2) |

Belmont-Abbey [1-0]

| Year | Score | Record |
|-------|------------------|----------|
| 92-93 | 69 Belmont Abbey | 59 (1-0) |

Bentley [0-1]

| Year | Score | Record |
|-------|-------------|--------|
| 96-97 | 48 *Bentley | (0-1) |

Berry [11-19]

| Year | Score | Record |
|-------|-----------|----------|
| 82-83 | 51 @Berry | 93 (0-1) |
| 83-84 | 40 Berry | 61 (0-2) |
| 83-84 | 52 @Berry | 90 (0-3) |
| 84-85 | 47 @Berry | 83 (0-4) |
| 84-85 | 51 Berry | 97 (0-5) |
| 85-86 | 70 Berry | 81 (0-6) |
| 85-86 | 78 @Berry | 90 (0-7) |
| 86-87 | 77 Berry | 81 (0-8) |
| 86-87 | 76 @Berry | 88 (0-9) |

| | | | |
|-------|---------------|----|---------|
| 87-88 | 60 @Berry | 73 | (0-10) |
| 87-88 | 60 Berry | 50 | (1-10) |
| 88-89 | 64 @Berry | 61 | (2-10) |
| 88-89 | 77 Berry | 69 | (3-10) |
| 89-90 | 81 Berry | 63 | (4-10) |
| 89-90 | 71 @Berry | 82 | (4-11) |
| 90-91 | 62 @Berry | 65 | (4-12) |
| 90-91 | 70 Berry | 86 | (4-13) |
| 90-91 | 70 *@Berry | 72 | (4-14) |
| 91-92 | 79 Berry | 76 | (5-14) |
| 91-92 | 94 @Berry | 97 | (5-15) |
| 92-93 | 84 @Berry | 62 | (6-15) |
| 92-93 | 68 Berry | 85 | (6-16) |
| 92-93 | 63 *Berry | 60 | (7-16) |
| 93-94 | 67 @Berry | 79 | (7-17) |
| 93-94 | 76 Berry | 65 | (8-17) |
| 94-95 | 88 Berry | 78 | (9-17) |
| 95-96 | 55 @Berry | 70 | (9-18) |
| 96-97 | 64 Berry | 53 | (10-18) |
| 97-98 | 70 Berry | 66 | (11-18) |
| 97-98 | 74 Berry (OT) | 77 | (11-19) |

Bowie State [2-0]

| Year | Score | Record |
|-------|-----------------|----------|
| 96-97 | 74 Bowie State | 68 (1-0) |
| 98-99 | 81 *Bowie State | 70 (2-0) |

Brewton-Parker [10-5]

| Year | Score | Record |
|-------|--------------------|-----------|
| 88-89 | 81 Brewton-Parker | 75 (1-0) |
| 88-89 | 73 @Brewton-Parker | 86 (1-1) |
| 89-90 | 82 Brewton-Parker | 79 (2-1) |
| 89-90 | 55 @Brewton-Parker | 57 (2-2) |
| 90-91 | 91 Brewton-Parker | 81 (3-2) |
| 90-91 | 92 Brewton-Parker | 68 (4-2) |
| 90-91 | 98 *Brewton-Parker | 71 (5-2) |
| 91-92 | 70 @Brewton-Parker | 71 (5-3) |
| 91-92 | 87 Brewton-Parker | 53 (6-3) |
| 92-93 | 63 Brewton-Parker | 64 (6-4) |
| 92-93 | 63 @Brewton-Parker | 84 (6-5) |
| 93-94 | 81 Brewton-Parker | 59 (9-5) |
| 93-94 | 65 @Brewton-Parker | 58 (10-5) |

Bryan [7-0]

| Year | Score | Record |
|-------|-----------|----------|
| 82-83 | 71 @Bryan | 45 (1-0) |
| 82-83 | 56 Bryan | 47 (2-0) |
| 85-86 | 79 Bryan | 67 (3-0) |
| 85-86 | 75 @Bryan | 67 (4-0) |
| 86-87 | 99 Bryan | 57 (5-0) |
| 86-87 | 70 Bryan | 60 (6-0) |
| 87-88 | 92 Bryan | 52 (7-0) |

Campbell [0-2]

| Year | Score | Record |
|-------|--------------|----------|
| 05-06 | 72 Campbell | 84 (0-1) |
| 05-06 | 52 @Campbell | 66 (0-2) |

Carson-Newman [3-4]

| Year | Score | Record |
|-------|----------------|----------|
| 87-88 | 77 Carson-New | 81 (0-1) |
| 88-89 | 80 @Carson-New | 85 (0-2) |
| 89-90 | 63 Carson-New | 65 (0-3) |

| | | | |
|-------|----------------|----|-------|
| 94-95 | 81 Carson-New | 75 | (1-3) |
| 94-95 | 49 @Carson-New | 77 | (1-4) |
| 96-97 | 106 Carson-New | 89 | (2-4) |
| 98-99 | 65 Carson-New | 63 | (3-4) |

Catawba [3-1]

| Year | Score | Record |
|-------|-------------|----------|
| 89-90 | 87 Catawba | 84 (1-0) |
| 91-92 | 76 @Catawba | 66 (2-0) |
| 94-95 | 80 Catawba | 87 (2-1) |
| 03-04 | 83 @Catawba | 81 (3-1) |



Central Arkansas [1-0]

| Year | Score | Record |
|-------|---------------------|----------|
| 98-99 | 77 Central Arkansas | 71 (1-0) |

Central State (OH) [0-1]

| Year | Score | Record |
|-------|-------------------|----------|
| 92-93 | 69 *Central State | 83 (0-1) |

Central Wesleyan [1-0]

| Year | Score | Record |
|-------|---------------------|----------|
| 92-93 | 81 Central Wesleyan | 56 (1-0) |

Charleston (WV) [0-1]

| Year | Score | Record |
|-------|----------------|----------|
| 90-91 | 60 @Charleston | 69 (0-1) |

Christian Brothers [1-0]

| Year | Score | Record |
|-------|--------------------|----------|
| 96-97 | 74 Christian Bros. | 61 (1-0) |

Clafin [2-3]

| Year | Score | Record |
|-------|--------------|-----------|
| 88-89 | 84 *@ Clafin | 98 (1-0) |
| 89-90 | 79 Clafin | 104 (1-1) |
| 90-91 | 43 @Clafin | 69 (1-2) |
| 91-92 | 72 Clafin | 76 (1-3) |
| 03-04 | 78 vs Clafin | 61 (2-3) |

Clark Atlanta [1-0]

| Year | Score | Record |
|-------|------------------|----------|
| 00-01 | 86 Clark Atlanta | 55 (1-0) |

All-Time Versus Opponents



Clayton State [22-4]

| Year | Score | Record |
|-------|--------------------|-----------|
| 91-92 | 71 @Clayton State | 43 (1-0) |
| 91-92 | 53 Clayton State | 40 (2-0) |
| 92-93 | 70 Clayton State | 52 (3-0) |
| 92-93 | 61 @Clayton State | 50 (4-0) |
| 93-94 | 74 @Clayton State | 55 (5-0) |
| 93-94 | 94 Clayton State | 70 (6-0) |
| 96-97 | 90 @Clayton State | 71 (9-0) |
| 96-97 | 88 Clayton State | 52 (10-0) |
| 97-98 | 76 Clayton State | 59 (11-0) |
| 97-98 | 71 @Clayton State | 58 (12-0) |
| 98-99 | 84 @Clayton State | 63 (13-0) |
| 98-99 | 74 Clayton State | 48 (14-0) |
| 99-00 | 75 Clayton State | 61 (15-0) |
| 99-00 | 58 @ClaytonState | 51 (16-0) |
| 00-01 | 65 @ Clayton State | 53 (17-0) |
| 00-01 | 85 Clayton State | 69 (18-0) |
| 01-02 | 71 Clayton State | 55 (19-0) |
| 01-02 | 66 @Clayton State | 45 (20-0) |
| 02-03 | 58 @Clayton State | 73 (20-1) |
| 02-03 | 60 Clayton State | 66 (20-2) |
| 03-04 | 84 @Clayton State | 74 (21-2) |
| 03-04 | 82 Clayton State | 60 (22-2) |
| 04-05 | 63 Clayton State | 91 (22-3) |
| 04-05 | 71 @Clayton State | 85 (22-4) |

Coker [3-0]

| Year | Score | Record |
|-------|-----------|----------|
| 86-87 | 93 @Coker | 72 (1-0) |
| 96-97 | 99 Coker | 52 (2-0) |
| 01-02 | 71 Coker | 55 (3-0) |

Columbia Union [1-0]

| Year | Score | Record |
|-------|-------------------|----------|
| 02-03 | 91 Columbia Union | 27 (1-0) |

Columbus State [17-10]

| Year | Score | Record |
|-------|-------------------|-----------|
| 89-90 | 76 Columbus St. | 48 (1-0) |
| 89-90 | 86 @Columbus St | 72 (2-0) |
| 90-91 | 88 Columbus St | 65 (3-0) |
| 90-91 | 83 @Columbus St | 72 (4-0) |
| 94-95 | 82 Columbus State | 71 (5-0) |
| 94-95 | 71 @Columbus St | 77 (5-1) |
| 95-96 | 72 @Columbus St | 78 (5-2) |
| 95-96 | 68 Columbus St | 57 (6-2) |
| 95-96 | 70 Columbus St | 57 (7-2) |
| 96-97 | 87 Columbus St | 66 (8-2) |
| 96-97 | 91 @Columbus St | 85 (9-2) |
| 96-97 | 62 Columbus St | 61 (10-2) |
| 97-98 | 87 Columbus St | 89 (10-3) |
| 97-98 | 81 @Columbus St | 89 (10-4) |
| 98-99 | 93 @Columbus St | 71 (11-4) |
| 98-99 | 86 Columbus St | 71 (12-4) |
| 99-00 | 63 @Columbus St | 62 (13-4) |
| 99-00 | 62 Columbus St | 77 (13-5) |
| 99-00 | 72 *Columbus St | 82 (13-6) |
| 00-01 | 84 @Columbus St | 96 (13-7) |
| 00-01 | 89 Columbus St | 94 (13-8) |
| 01-02 | 82 @Columbus St | 69 (14-8) |
| 01-02 | 85 Columbus St | 66 (15-8) |

| | | |
|-------|----------------------|-------------|
| 02-03 | 88 Columbus St.(4ot) | 95 (15-9) |
| 02-03 | 51 Columbus St | 66 (15-10) |
| 03-04 | 71 @Columbus St | 47 (16-10) |
| 03-04 | 82 Columbus St | 56 (17-10) |
| 04-05 | 76 Columbus State | 85* (17-11) |
| 04-05 | 77 Columbus State | 72 (18-11) |
| 04-05 | 51 Columbus State | 79 (18-12) |

Covenant [9-0]

| Year | Score | Record |
|-------|--------------|----------|
| 82-83 | 64 Covenant | 37 (1-0) |
| 82-83 | 66 @Covenant | 48 (2-0) |
| 83-84 | 67 Covenant | 45 (3-0) |
| 83-84 | 75 @Covenant | 42 (4-0) |
| 84-85 | 80 Covenant | 56 (5-0) |
| 84-85 | 67 @Covenant | 51 (6-0) |
| 85-86 | 88 Covenant | 47 (7-0) |
| 86-87 | 74 @Covenant | 66 (8-0) |
| 86-87 | 117 Covenant | 57 (9-0) |

Cumberland (KY) [0-2]

| Year | Score | Record |
|-------|----------------|----------|
| 82-83 | 67 @Cumberland | 77 (0-1) |
| 85-86 | 68 Cumberland | 78 (0-2) |

Dillard [2-0]

| Year | Score | Record |
|-------|-------------|----------|
| 91-92 | 81 @Dillard | 68 (1-0) |
| 98-99 | 62 Dillard | 26 (2-0) |

East Tennessee State [0-2]

| Year | Score | Record |
|-------|----------|----------|
| 05-06 | 66 @ETSU | 74 (0-1) |
| 05-06 | 55 ETSU | 69 (0-2) |

Edward Waters [1-1]

| Year | Score | Record |
|-------|-------------------|----------|
| 83-84 | 52 @Edward Waters | 66 (0-1) |
| 84-85 | won by forfeit | (1-1) |

Elon [1-0]

| Year | Score | Record |
|-------|---------|----------|
| 96-97 | 74 Elon | 64 (1-0) |

Emmanuel [1-0]

| Year | Score | Record |
|-------|-------------------|----------|
| 98-99 | 99 Emmanuel (Ga.) | 52 (1-0) |

Fayetteville State [1-0]

| Year | Score | Record |
|-------|-----------------------|----------|
| 96-97 | 99 Fayetteville State | 65 (1-0) |

Flagler [9-0]

| Year | Score | Record |
|-------|--------------------|----------|
| 83-84 | 77 @Flagler | 49 (1-0) |
| 83-84 | KSU won by forfeit | (2-0) |
| 84-85 | 91 Flagler | 47 (3-0) |
| 86-87 | 85 @Flagler | 50 (4-0) |
| 87-88 | 88 Flagler | 38 (5-0) |
| 88-89 | 86 Flagler | 50 (6-0) |
| 89-90 | 87 @Flagler | 46 (7-0) |
| 89-90 | 84 Flagler | 46 (8-0) |
| 90-91 | 105 Flagler | 36 (9-0) |

Florida Atlantic [0-2]

| Year | Score | Record |
|-------|----------------------|----------|
| 05-06 | 58 Florida Atlantic | 71 (0-1) |
| 05-06 | 62 @Florida Atlantic | 83 (0-2) |

Florida Memorial [2-0]

| Year | Score | Record |
|-------|-------------------|----------|
| 88-89 | 94 Fla Memorial | 47 (1-0) |
| 90-91 | 108 *Fla Memorial | 48 (2-0) |

Florida Southern [1-1]

| Year | Score | Record |
|-------|-------------------|----------|
| 89-90 | 76 @Fla. Southern | 79 (0-1) |
| 93-94 | 52 @Fla. Southern | 39 (1-1) |

Florida Tech [1-0]

| Year | Score | Record |
|-------|------------------|----------|
| 86-87 | 85 @Florida Tech | 63 (1-0) |

Fort Valley State [0-2]

| Year | Score | Record |
|-------|----------------------|----------|
| 01-02 | 89 Fort Valley State | 92 (0-1) |
| 02-03 | 55 @Fort Valley St | 60 (0-2) |

Francis Marion [10-7]

| Year | Score | Record |
|-------|--------------------|------------|
| 94-95 | 80 Francis Marion | 73 (1-0) |
| 94-95 | 73 @Francis Marion | 44 (2-0) |
| 95-96 | 60 @Francis Marion | 68 (2-1) |
| 95-96 | 54 Francis Marion | 51 (3-1) |
| 96-97 | 78 Francis Marion | 62 (4-1) |
| 96-97 | 69 @Francis Marion | 68 (5-1) |
| 97-98 | 56 Francis Marion | 61 (5-2) |
| 98-99 | 76 @Francis Marion | 72 (6-2) |
| 98-99 | 74 @Francis Marion | 77 (6-3) |
| 99-00 | 72 Francis Marion | 68 (7-3) |
| 00-01 | 73 @Francis Marion | 79 (7-4) |
| 00-01 | 57 *Francis Marion | 69 (7-5) |
| 01-02 | 77 @Francis Marion | 70 (7-6) |
| 02-03 | 74 Francis Marion | 41 (8-6) |
| 03-04 | 78 Francis Marion | 62 (9-6) |
| 04-05 | 60 @Francis Marion | 66 (9-7) |
| 04-05 | 70 Francis Marion | 69* (10-7) |

Furman [0-1]

| Year | Score | Record |
|-------|------------|----------|
| 05-06 | 95 @Furman | 98 (0-1) |

Gardner-Webb [2-2]

| Year | Score | Record |
|-------|------------------|--------------|
| 99-00 | 65 @Gardner-Webb | 54 (1-0) |
| 00-01 | 74 Gardner-Webb | 64 (2-0) |
| 05-06 | 43 Gardner-Webb | 69 (2-1) |
| 05-06 | 88 @Gardner-Webb | 91(ot) (2-2) |

GC&SU [28-19]

| Year | Score | Record |
|-------|--------------------|----------|
| 83-84 | 81 @Georgia Col. | 65 (1-0) |
| 83-84 | 73 Georgia College | 70 (2-0) |
| 84-85 | 64 Georgia College | 74 (2-1) |
| 84-85 | 71 @Georgia Col. | 89 (2-2) |
| 85-86 | 79 Georgia College | 67 (3-2) |

All-Time Versus Opponents

| | | | |
|-------|----------------------|----|---------|
| 85-86 | 73 @Georgia Col. | 79 | (3-3) |
| 85-86 | 73 @Georgia Col. | 79 | (3-4) |
| 86-87 | 79 Georgia College | 74 | (4-4) |
| 86-87 | 52 @Georgia Col. | 65 | (4-5) |
| 87-88 | 69 Georgia College | 67 | (5-5) |
| 87-88 | 93 @Georgia Col. | 89 | (6-5) |
| 88-89 | 90 Georgia College | 76 | (7-5) |
| 88-89 | 80 @Georgia Col. | 66 | (8-5) |
| 88-89 | 69 *Georgia College | 71 | (8-6) |
| 88-89 | 70 *Georgia College | 65 | (9-6) |
| 89-90 | 80 @Georgia Col. | 50 | (10-6) |
| 89-90 | 72 Georgia College | 62 | (11-6) |
| 89-90 | 66 *Georgia College | 68 | (11-7) |
| 90-91 | 64 Georgia College | 62 | (12-7) |
| 90-91 | 78 @Georgia Col. | 81 | (12-8) |
| 91-92 | 82 @Georgia Col. | 61 | (13-8) |
| 92-93 | 68 Georgia College | 71 | (13-9) |
| 92-93 | 77 @Georgia Col. | 61 | (14-8) |
| 93-94 | 92 Georgia College | 79 | (15-8) |
| 93-94 | 66 @Georgia Col. | 79 | (16-9) |
| 94-95 | 88 @Georgia Col. | 89 | (16-10) |
| 94-95 | 71 Georgia College | 65 | (17-10) |
| 95-96 | 55 Georgia College | 68 | (17-11) |
| 95-96 | 63 @Georgia Col. | 70 | (17-12) |
| 95-96 | 52 *Georgia College | 55 | (17-13) |
| 96-97 | 92 @Georgia Col. | 68 | (18-13) |
| 96-97 | 73 Georgia College | 66 | (19-13) |
| 96-97 | 78 *@Georgia Col. | 77 | (20-13) |
| 97-98 | 78 Georgia Col. (ot) | 84 | (20-14) |
| 97-98 | 73 @Georgia Col. | 81 | (20-15) |
| 98-99 | 84 @Georgia Col. | 63 | (21-15) |
| 98-99 | 77 Georgia College | 69 | (22-15) |
| 99-00 | 78 @Georgia Col. | 72 | (23-15) |
| 99-00 | 79 Georgia College | 59 | (24-15) |
| 00-01 | 78 GC&SU | 87 | (24-16) |
| 00-01 | 68 @GC&SU | 73 | (24-17) |
| 01-02 | 62 @GC&SU | 65 | (24-18) |
| 01-02 | 81 GC&SU | 79 | (25-18) |
| 02-03 | 84 GC&SU (3ot) | 81 | (26-18) |
| 02-03 | 69 @GC&SU | 60 | (27-18) |
| 03-04 | 68 GC&SU | 69 | (27-19) |
| 03-04 | 91 @GC&SU | 85 | (28-19) |
| 04-05 | 58 @GCSU | 72 | (28-20) |
| 04-05 | 60 GC&SU | 80 | (29-20) |

Georgia SW [12-13]

| Year | Score | Record |
|-------|-----------------|-----------|
| 82-83 | 60 @Georgia SW | 68 (0-1) |
| 82-83 | 42 Georgia SW | 52 (0-2) |
| 83-84 | 61 Georgia SW | 73 (0-3) |
| 83-84 | 56 @Georgia SW | 62 (0-4) |
| 84-85 | 62 Georgia SW | 71 (0-5) |
| 84-85 | 62 @Georgia SW | 84 (0-6) |
| 85-86 | 73 @Georgia SW | 84 (0-7) |
| 85-86 | 66 Georgia SW | 70 (0-8) |
| 86-87 | 62 Georgia SW | 70 (0-9) |
| 86-87 | 60 @Georgia SW | 75 (0-10) |
| 87-88 | 72 Georgia SW | 59 (1-10) |
| 87-88 | 69 @Georgia SW | 64 (2-10) |
| 88-89 | 70 Georgia SW | 59 (3-10) |
| 88-89 | 71 *@Georgia SW | 64 (4-10) |
| 89-90 | 56 @Georgia SW | 77 (4-11) |
| 89-90 | 66 Georgia SW | 81 (4-12) |

| | | | |
|-------|----------------|----|---------|
| 90-91 | 85 Georgia SW | 53 | (5-12) |
| 90-91 | 96 @Georgia SW | 80 | (6-12) |
| 91-92 | 87 @Georgia SW | 63 | (7-12) |
| 91-92 | 84 Georgia SW | 57 | (8-12) |
| 92-93 | 103 Georgia SW | 61 | (9-12) |
| 92-93 | 76 @Georgia SW | 61 | (10-12) |
| 93-94 | 74 @Georgia SW | 82 | (10-13) |
| 93-94 | 79 Georgia SW | 66 | (11-13) |
| 99-00 | 74 Georgia SW | 54 | (12-13) |



Georgia State [0-2]

| Year | Score | Record |
|-------|-------------------|----------|
| 93-94 | 81 @Georgia State | 84 (0-1) |
| 95-96 | 57 @Georgia State | 93 (0-2) |

Georgia Tech [0-1]

| Year | Score | Record |
|-------|------------------|----------|
| 82-83 | 55 @Georgia Tech | 68 (0-1) |

Glenville State [1-0]

| Year | Score | Record |
|-------|--------------------|----------|
| 02-03 | 79 Glenville State | 54 (1-0) |

High Point [1-1]

| Year | Score | Record |
|-------|---------------|----------|
| 92-93 | 77 High Point | 60 (1-0) |
| 95-96 | 64 High Point | 65 (1-1) |

Huntingdon [1-0]

| Year | Score | Record |
|-------|----------------|----------|
| 98-99 | 110 Huntingdon | 43 (1-0) |

Jacksonville [1-1]

| Year | Score | Record |
|-------|------------------|----------|
| 05-06 | 66 @Jacksonville | 60 (1-0) |
| 05-06 | 63 Jacksonville | 66 (1-1) |

Jacksonville State [4-5]

| Year | Score | Record |
|-------|---------------------|-----------|
| 90-91 | 70 Jacksonville St | 84 (1-0) |
| 90-91 | 88 @Jacksonville St | 104 (1-1) |
| 91-92 | 97 Jacksonville St | 85 (2-1) |
| 91-92 | 77 @Jacksonville St | 79 (2-2) |
| 92-93 | 63 @Jacksonville St | 81 (3-2) |
| 93-94 | 72 @Jacksonville St | 82 (3-3) |
| 93-94 | 80 Jacksonville St | 75 (4-3) |
| 94-95 | 74 @Jacksonville St | 79 (4-4) |
| 05-06 | 87 @Jacksonville St | 92 (4-5) |

Lander [16-7]

| Year | Score | Record |
|-------|----------------|-----------|
| 93-94 | 77 @Lander | 43 (1-0) |
| 93-94 | 89 Lander | 55 (2-0) |
| 94-95 | 77 @Lander | 46 (3-0) |
| 94-95 | 65 Lander | 56 (4-0) |
| 95-96 | 63 Lander | 46 (5-0) |
| 95-96 | 64 @Lander | 53 (6-0) |
| 96-97 | 85 @Lander | 71 (7-0) |
| 96-97 | 85 Lander | 69 (8-0) |
| 97-98 | 75 Lander (OT) | 76 (8-1) |
| 98-99 | 49 @Lander | 74 (8-2) |
| 98-99 | 66 Lander | 80 (8-3) |
| 98-99 | 69 Lander | 39 (9-3) |
| 99-00 | 69 Lander | 45 (10-3) |
| 99-00 | *65 @Lander | 69 (10-4) |
| 00-01 | 83 @Lander | 70 (11-4) |
| 01-02 | 70 Lander | 52 (12-4) |
| 01-02 | 72 @Lander | 64 (13-4) |
| 02-03 | 72 @Lander | 70 (14-4) |
| 02-03 | 62 Lander | 69 (14-5) |
| 02-03 | 78 *Lander | 60 (15-5) |
| 03-04 | 79 @Lander | 82 (15-7) |

All-Time Versus Opponents



| | | | |
|-------|------------|----|--------|
| 03-04 | 61 *Lander | 66 | (15-7) |
| 04-05 | 81 Lander | 89 | (16-7) |

Lee [5-5]

| Year | Score | Record |
|-------|---------|----------|
| 82-83 | 63 Lee | 66 (0-1) |
| 82-83 | 69 @Lee | 62 (1-1) |
| 83-84 | 70 @Lee | 79 (1-2) |
| 83-84 | 67 Lee | 80 (1-3) |
| 84-85 | 55 @Lee | 58 (1-4) |
| 84-85 | 62 Lee | 64 (1-5) |
| 85-86 | 76 Lee | 65 (2-5) |
| 85-86 | 74 @Lee | 64 (3-5) |
| 86-87 | 62 @Lee | 60 (4-5) |
| 87-88 | 91 Lee | 90 (5-5) |

Life [1-0]

| Year | Score | Record |
|-------|---------|----------|
| 00-01 | 76 Life | 70 (1-0) |

Limestone [1-0]

| Year | Score | Record |
|-------|--------------|----------|
| 93-94 | 92 Limestone | 59 (1-0) |

Lincoln Memorial [1-1]

| Year | Score | Record |
|-------|------------------|----------|
| 91-92 | 80 Lincoln Mem. | 70 (1-0) |
| 92-93 | 79 @Lincoln Mem. | 93 (1-1) |

Lindsey Wilson [1-0]

| Year | Score | Record |
|-------|-------------------|----------|
| 98-99 | 67 Lindsey Wilson | 53 (1-0) |

Lipscomb [2-0]

| Year | Score | Record |
|-------|--------------|---------------|
| 05-06 | 69 Lipscomb | 68 (ot) (1-0) |
| 05-06 | 87 @Lipscomb | 79 (2-0) |

Livingstone [1-0]

| Year | Score | Record |
|-------|----------------|----------|
| 99-00 | 77 Livingstone | 62 (1-0) |

Loyola (La.) [1-0]

| Year | Score | Record |
|-------|-----------------|----------|
| 98-99 | 82 Loyola (La.) | 50 (1-0) |

Maine [0-1]

| Year | Score | Record |
|-------|-----------|----------|
| 05-06 | 56 @Maine | 88 (0-1) |

Mars Hill [3-0]

| Year | Score | Record |
|-------|--------------|----------|
| 92-93 | 65 Mars Hill | 55 (1-0) |
| 93-94 | 88 Mars Hill | 72 (2-0) |
| 03-04 | 98 Mars Hill | 89 (3-0) |

Mercer [1-1]

| Year | Score | Record |
|-------|------------|----------|
| 05-06 | 55 @Mercer | 69 (0-1) |
| 05-06 | 75 Mercer | 65 (1-1) |

Michigan-Dearborn [1-0]

| Year | Score | Record |
|------|-------|--------|
|------|-------|--------|

| | | | |
|-------|------------------|----|-------|
| 95-96 | 71 Mich-Dearborn | 57 | (1-0) |
|-------|------------------|----|-------|

Middle Tenn State [0-1]

| Year | Score | Record |
|-------|----------|----------|
| 87-88 | 66 @MTSU | 83 (0-1) |

Midland Lutheran [0-1]

| Year | Score | Record |
|-------|---------------------|----------|
| 95-96 | 65 Midland Lutheran | 79 (0-1) |

Milligan [2-0]

| Year | Score | Record |
|-------|--------------|----------|
| 87-88 | 83 @Milligan | 50 (1-0) |
| 88-89 | 76 @Milligan | 68 (2-0) |

Miss. U. For Women [1-0]

| Year | Score | Record |
|-------|--------------|----------|
| 99-00 | 64 Miss. U.W | 41 (1-0) |

Mobile [2-0]

| Year | Score | Record |
|-------|------------|----------|
| 90-91 | 69 Mobile | 62 (1-0) |
| 91-92 | 52 @Mobile | 44 (2-0) |

Morris Brown [1-2]

| Year | Score | Record |
|-------|------------------|----------|
| 84-85 | 68 @Morris Brown | 75 (0-1) |
| 84-85 | 45 Morris Brown | 87 (0-2) |
| 87-88 | 68 @Morris Brown | 52 (1-2) |

Montevallo [14-13]

| Year | Score | Record |
|-------|-----------------|------------|
| 87-88 | 76 @Montevallo | 59 (1-0) |
| 87-88 | 70 Montevallo | 74 (1-1) |
| 88-89 | 75 Montevallo | 50 (2-1) |
| 88-89 | 79 @Montevallo | 67 (3-1) |
| 89-90 | 80 Montevallo | 85 (3-2) |
| 89-90 | 71 @Montevallo | 74 (3-3) |
| 90-91 | 82 Montevallo | 96 (3-4) |
| 90-91 | 60 @Montevallo | 75 (3-5) |
| 91-92 | 83 Montevallo | 85 (3-6) |
| 91-92 | 73 @Montevallo | 76 (3-7) |
| 92-93 | 64 Montevallo | 86 (3-8) |
| 93-94 | 69 @Montevallo | 100 (3-9) |
| 93-94 | 66 *@Montevallo | 85 (3-10) |
| 96-97 | 67 @Montevallo | 62 (4-10) |
| 97-98 | 76 Montevallo | 69 (5-10) |
| 97-98 | 70 @Montevallo | 74 (5-11) |
| 98-99 | 94 Montevallo | 72 (6-11) |
| 99-00 | 71 @Montevallo | 75 (6-12) |
| 99-00 | 85 Montevallo | 60 (7-12) |
| 00-01 | 76 @Montevallo | 58 (8-12) |
| 00-01 | 80 Montevallo | 49 (9-12) |
| 01-02 | 81 @Montevallo | 51 (10-12) |
| 01-02 | 70 Montevallo | 78 (10-13) |
| 02-03 | 73 @Montevallo | 56 (11-13) |
| 02-03 | 73 Montevallo | 51 (12-13) |
| 03-04 | 74 @Montevallo | 67 (13-13) |
| 03-04 | 78 Montevallo | 60 (14-13) |

Newberry [1-0]

| Year | Score | Record |
|-------|-------------|----------|
| 90-91 | 83 Newberry | 60 (1-0) |

| | | | |
|-------|-------------|----|-------|
| 04-05 | 61 Newberry | 65 | (1-1) |
|-------|-------------|----|-------|

Norfolk State [0-1]

| Year | Score | Record |
|-------|------------------|-----------|
| 94-95 | 74 Norfolk State | 109 (0-1) |

NC Central [1-0]

| Year | Score | Record |
|-------|---------------|----------|
| 04-05 | 68 NC Central | 60 (1-0) |

North Dakota [0-1]

| Year | Score | Record |
|-------|-----------------|----------|
| 98-99 | 69 North Dakota | 96 (0-1) |

North Dakota State [0-1]

| Year | Score | Record |
|-------|-------------|----------|
| 03-04 | 62 ND State | 78 (0-1) |

North Florida [10-9]

| Year | Score | Record |
|-------|-------------------|----------------|
| 94-95 | 54 @North Florida | 66 (0-1) |
| 97-98 | 76 @North Florida | 66 (1-1) |
| 97-98 | 74 North Florida | 55 (2-1) |
| 98-99 | 79 North Florida | 51 (3-1) |
| 98-99 | 63 @North Florida | 49 (4-1) |
| 99-00 | 47 @North Florida | 48 (4-2) |
| 99-00 | 66 North Florida | 62 (5-2) |
| 00-01 | 59 North Florida | 54 (6-2) |
| 00-01 | 74 @North Florida | 71 (7-2) |
| 01-02 | 64 @North Florida | 86 (7-3) |
| 01-02 | 71 North Florida | 79 (7-4) |
| 02-03 | 76 North Florida | 70 (8-4) |
| 02-03 | 66 @North Florida | 68 (8-5) |
| 03-04 | 81 North Florida | 72 (9-5) |
| 03-04 | 56 @North Florida | 67 (9-6) |
| 04-05 | 52 @North Florida | 68 (9-7) |
| 04-05 | 89 North Florida | 60 (10-7) |
| 05-06 | 45 @North Florida | 56 (10-8) |
| 05-06 | 73 North Florida | 75 (ot) (10-9) |

North Georgia [15-8]

| Year | Score | Record |
|-------|--------------------|-----------|
| 83-84 | 64 North Georgia | 58 (1-0) |
| 83-84 | 57 @North Georgia | 62 (1-1) |
| 84-85 | 63 @North Georgia | 73 (1-2) |
| 85-86 | 73 @North Georgia | 77 (1-3) |
| 85-86 | 83 North Georgia | 82 (2-3) |
| 86-87 | 77 @North Georgia | 87 (2-4) |
| 86-87 | 67 North Georgia | 71 (2-5) |
| 87-88 | 78 North Georgia | 72 (3-5) |
| 87-88 | 60 @North Georgia | 64 (3-6) |
| 88-89 | 63 @North Georgia | 70 (3-7) |
| 88-89 | 78 North Georgia | 59 (4-7) |
| 88-89 | 111 *North Georgia | 94 (5-7) |
| 89-90 | 64 North Georgia | 51 (6-7) |
| 89-90 | 69 @North Georgia | 72 (6-8) |
| 90-91 | 72 @North Georgia | 59 (7-8) |
| 90-91 | 60 North Georgia | 57 (8-8) |
| 91-92 | 75 North Georgia | 64 (9-8) |
| 91-92 | 82 @North Georgia | 76 (10-6) |
| 91-92 | 82 *North Georgia | 86 (11-8) |
| 92-93 | 84 @North Georgia | 64 (12-8) |
| 92-93 | 71 North Georgia | 53 (13-8) |

All-Time Versus Opponents

| | | | |
|-------|-------------------|----|--------|
| 93-94 | 90 North Georgia | 61 | (14-8) |
| 93-94 | 90 @North Georgia | 74 | (15-8) |

North Greenville [1-0]

| Year | Score | Record |
|-------|---------------------|----------|
| 04-05 | 79 North Greenville | 69 (0-1) |

Paine [0-2]

| Year | Score | Record |
|-------|-----------|----------|
| 84-85 | 38 @Paine | 49 (0-1) |
| 84-85 | 52 Paine | 69 (0-2) |

Phillips [1-0]

| Year | Score | Record |
|-------|-------------|----------|
| 88-89 | 87 Phillips | 82 (1-0) |

Piedmont [10-4]

| Year | Score | Record |
|-------|--------------|-----------|
| 82-83 | 60 Piedmont | 63 (0-1) |
| 82-83 | 58 Piedmont | 59 (0-2) |
| 83-84 | 96 @Piedmont | 60 (1-2) |
| 83-84 | 72 Piedmont | 30 (2-2) |
| 84-85 | 71 @Piedmont | 65 (3-2) |
| 84-85 | 64 Piedmont | 54 (4-2) |
| 85-86 | 76 @Piedmont | 80 (4-3) |
| 85-86 | 81 Piedmont | 74 (4-4) |
| 85-86 | 82 @Piedmont | 66 (5-4) |
| 86-87 | 76 @Piedmont | 47 (6-4) |
| 86-87 | 78 Piedmont | 54 (7-4) |
| 87-88 | 92 Piedmont | 52 (8-4) |
| 88-89 | 102 Piedmont | 39 (9-4) |
| 88-89 | 96 @Piedmont | 48 (10-4) |

Portland State [0-1]

| Year | Score | Record |
|-------|-------------------|----------|
| 93-94 | 59 Portland State | 84 (0-1) |

Presbyterian [4-0]

| Year | Score | Record |
|-------|----------------------|----------|
| 95-96 | 74 Presbyterian | 69 (1-0) |
| 97-98 | 64 Presbyterian | 56 (2-0) |
| 00-01 | 83 Presbyterian (OT) | 80 (3-0) |
| 02-03 | 61 Presbyterian | 59 (4-0) |

Rosary [1-0]

| Year | Score | Record |
|-------|-----------|----------|
| 91-92 | 94 Rosary | 90 (1-0) |

St. Leo [2-0]

| Year | Score | Record |
|-------|---------------|----------|
| 86-87 | 82 @Saint Leo | 68 (1-0) |
| 87-88 | 78 @Saint Leo | 45 (2-0) |

Shorter [19-6]

| Year | Score | Record |
|-------|-------------|----------|
| 83-84 | 50 @Shorter | 55 (0-1) |
| 83-84 | 59 Shorter | 77 (0-2) |
| 84-85 | 55 Shorter | 87 (0-3) |
| 84-85 | 57 @Shorter | 86 (0-4) |
| 85-86 | 73 @Shorter | 80 (1-4) |
| 85-86 | 76 Shorter | 80 (1-5) |

| | | |
|-------|-----------------|-----------|
| 86-87 | 87 Shorter | 74 (2-5) |
| 86-87 | 63 @Shorter | 65 (2-6) |
| 87-88 | 94 Shorter | 70 (3-6) |
| 87-88 | 78 @Shorter | 64 (4-6) |
| 88-89 | 87 Shorter | 64 (5-6) |
| 88-89 | 88 @Shorter | 69 (6-6) |
| 89-90 | 73 Shorter | 58 (7-6) |
| 89-90 | 93 @Shorter | 87 (8-6) |
| 90-91 | 84 Shorter | 58 (9-6) |
| 90-91 | 84 @Shorter | 61 (10-6) |
| 91-92 | 74 @Shorter | 55 (11-6) |
| 91-92 | 85 Shorter | 49 (12-8) |
| 92-93 | 70 Shorter | 50 (13-6) |
| 92-93 | 64@Shorter | 59 (14-6) |
| 92-93 | 72 Shorter (PS) | 55 (15-6) |
| 93-94 | 77 @Shorter | 73 (16-6) |
| 93-94 | 69 Shorter | 65 (17-6) |
| 94-95 | 84 Shorter | 68 (18-6) |
| 95-96 | 73 @Shorter | 46 (19-6) |

Simon Fraser [0-1]

| Year | Score | Record |
|-------|-----------------|----------|
| 91-92 | 40 Simon Fraser | 77 (0-1) |

South Dakota State [0-1]

| Year | Score | Record |
|-------|--------------|----------|
| 05-06 | 44 @SD State | 92 (0-1) |

Southern Maine [1-0]

| Year | Score | Record |
|-------|-------------------|----------|
| 88-89 | 73 Southern Maine | 66 (1-0) |

Southern Tech [1-0]

| Year | Score | Record |
|-------|------------------|----------|
| 04-05 | 64 Southern Poly | 58 (1-0) |

Southwest Baptist [1-0]

| Year | Score | Record |
|-------|---------------|----------|
| 88-89 | 75 SW Baptist | 42 (1-0) |

Spelman [5-0]

| Year | Score | Record |
|-------|-------------|----------|
| 89-90 | 74 @Spelman | 30 (1-0) |
| 90-91 | 86 @Spelman | 43 (2-0) |
| 90-91 | 86 Spelman | 46 (3-0) |
| 91-92 | 84 Spelman | 45 (4-0) |
| 92-93 | 78 @Spelman | 62 (5-0) |

Stetson [0-2]

| Year | Score | Record |
|-------|-------------|----------|
| 05-06 | 64 @Stetson | 72 (0-1) |
| 05-06 | 55 Stetson | 58 (0-2) |

Tampa [1-1]

| Year | Score | Record |
|-------|-----------|----------|
| 87-88 | 97 @Tampa | 73 (1-0) |
| 93-94 | 65 @Tampa | 82 (1-1) |

Tennessee Tech [1-0]

| Year | Score | Record |
|-------|----------------|----------|
| 89-90 | 65 @Tenn. Tech | 89 (1-0) |

Tennessee Temple [6-4]

| Year | Score | Record |
|-------|------------------|----------|
| 82-83 | 65 Tenn. Temple | 53 (1-0) |
| 82-83 | 72 @Tenn. Temple | 51 (2-0) |
| 83-84 | 52 @Tenn. Temple | 68 (2-1) |
| 83-84 | 48 Tenn. Temple | 56 (2-2) |
| 84-85 | 55 @Tenn. Temple | 66 (2-3) |
| 84-85 | 52 Tenn. Temple | 58 (2-4) |
| 85-86 | 81 @Tenn. Temple | 56 (3-4) |
| 85-86 | 63 Tenn. Temple | 47 (4-4) |
| 86-87 | 84 @Tenn. Temple | 50 (5-4) |
| 87-88 | 101 Tenn. Temple | 36 (6-4) |

Tenn. Wesleyan [0-1]

| Year | Score | Record |
|-------|----------------|----------|
| 82-83 | 39 @Tenn. Wes. | 71 (0-1) |

Texas Women's [0-1]

| Year | Score | Record |
|-------|-----------------|----------|
| 95-96 | 77 Tex. Woman's | 81 (0-1) |

Tift [2-2]

| Year | Score | Record |
|-------|----------|----------|
| 83-84 | 83 Tift | 94 (0-1) |
| 83-84 | 54 @Tift | 73 (0-2) |
| 84-85 | 90 Tift | 66 (1-2) |
| 84-85 | 72 @Tift | 68 (2-2) |

Toccoa Falls [1-0]

| Year | Score | Record |
|-------|-----------------|----------|
| 82-83 | 93 Toccoa Falls | 44 (1-0) |

Towson [0-1]

| Year | Score | Record |
|-------|------------|----------|
| 05-06 | 52 @Towson | 67 (0-1) |

Tusculum [6-0]

| Year | Score | Record |
|-------|--------------|----------|
| 97-98 | 81 Tusculum | 74 (1-0) |
| 98-99 | 101 Tusculum | 78 (2-0) |
| 98-99 | 99 Tusculum | 48 (3-0) |
| 99-00 | 90 Tusculum | 67 (4-0) |
| 04-05 | 78 @Tusculum | 68 (5-0) |
| 04-05 | 79 Tusculum | 65 (6-0) |

Tuskegee [1-0]

| Year | Score | Record |
|-------|-------------|----------|
| 99-00 | 86 Tuskegee | 66 (1-0) |

UNC Pembroke [16-1]

| Year | Score | Record |
|-------|------------------|-----------|
| 94-95 | 70 UNC Pembroke | 61 (1-0) |
| 94-95 | 70 @UNC Pembroke | 59 (2-0) |
| 95-96 | 92 UNC Pembroke | 64 (3-0) |
| 95-96 | 68 @UNC Pembroke | 63 (4-0) |
| 95-96 | 86 *UNC Pembroke | 71 (5-0) |
| 96-97 | 87 UNC Pembroke | 54 (6-0) |
| 96-97 | 84 @UNC Pembroke | 68 (7-0) |
| 97-98 | 74 @UNC Pembroke | 72 (8-0) |
| 97-98 | 56 *UNC Pembroke | 40 (9-0) |
| 98-99 | 87 UNC Pembroke | 75 (10-0) |

All-Time Versus Opponents



West Georgia [11-9]

| Year | Score | Record |
|-------|------------------|-----------|
| 82-83 | 63 @West Georgia | 82 (0-1) |
| 82-83 | 47 West Georgia | 60 (0-2) |
| 83-84 | 73 West Georgia | 79 (0-3) |
| 83-84 | 60 @West Georgia | 73 (0-4) |
| 84-85 | 57 @West Georgia | 81 (0-5) |
| 85-86 | 63 West Georgia | 59 (1-5) |
| 86-87 | 79 West Georgia | 80 (1-6) |
| 88-89 | 64 @West Georgia | 61 (2-6) |
| 89-90 | 61 West Georgia | 71 (2-7) |
| 92-93 | 78 West Georgia | 62 (3-7) |
| 97-98 | 68 @West Ga (OT) | 70 (3-8) |
| 97-98 | 76 West Georgia | 50 (4-8) |
| 99-00 | 71 West Georgia | 55 (5-8) |
| 00-01 | 64 @West Georgia | 52 (6-8) |
| 02-03 | 52 @West Georgia | 61 (6-9) |
| 02-03 | 79 West Georgia | 64 (7-9) |
| 03-04 | 91 West Georgia | 58 (8-9) |
| 03-04 | 76 @West Georgia | 55 (9-9) |
| 04-05 | 60 @West Georgia | 73 (10-9) |
| 04-05 | 86 West Georgia | 79 (11-9) |

| | | |
|-------|------------------|-----------|
| 99-00 | 86 @UNC Pembroke | 60 (11-0) |
| 00-01 | 93 UNC Pembroke | 86 (12-0) |
| 01-02 | 83 UNC Pembroke | 84 (12-1) |
| 02-03 | 80 @UNC Pembroke | 67 (13-1) |
| 03-04 | 87 @UNC Pembroke | 64 (14-1) |
| 04-05 | 79 UNC Pembroke | 64 (15-1) |
| 04-05 | 78 *UNC Pembroke | 66 (16-1) |

| | | |
|-------|----------------|-----------|
| 98-99 | 79 USCS | 54 (8-3) |
| 99-00 | 62 @USCS | 50 (9-3) |
| 00-01 | 71 USCS | 48 (10-3) |
| 01-02 | 84 USCS | 55 (11-3) |
| 02-03 | 61 @USCS | 59 (12-3) |
| 03-04 | 70 @USCS | 64 (13-3) |
| 04-05 | 90 USC Upstate | 76 (14-3) |

USC Aiken [13-4]

| Year | Score | Record |
|-------|-------------------|-----------|
| 94-95 | 91 USC Aiken | 40 (1-0) |
| 94-95 | 63 @USC Aiken | 71 (1-1) |
| 95-96 | 73 @USC Aiken | 47 (2-1) |
| 95-96 | 70 USC Aiken | 60 (3-1) |
| 96-97 | 80 @USC Aiken | 64 (4-1) |
| 96-97 | 93 USC Aiken | 64 (5-1) |
| 96-97 | 88 *USC Aiken | 63 (6-1) |
| 97-98 | 88 USC Aiken | 63 (7-1) |
| 98-99 | 81 @USC Aiken | 50 (8-1) |
| 99-00 | 80 USC Aiken | 62 (9-1) |
| 00-01 | 57 @USC Aiken | 68 (9-2) |
| 01-02 | 77 USC Aiken | 68 (10-2) |
| 01-02 | 51 @USC Aiken | 55 (10-3) |
| 02-03 | 57 USC Aiken | 59 (10-4) |
| 02-03 | 74 @USC Aiken(OT) | 69 (11-4) |
| 03-04 | 67 USC Aiken | 63 (12-4) |
| 04-05 | 85 @USC Aiken | 74 (13-4) |

Valdosta State [5-2]

| Year | Score | Record |
|-------|--------------------|-----------|
| 82-83 | 46 @Valdosta State | 106 (0-1) |
| 88-89 | 87 Valdosta State | 74 (1-1) |
| 89-90 | 69 @Valdosta State | 72 (1-2) |
| 91-92 | 83 @Valdosta State | 66 (2-2) |
| 92-93 | 80 Valdosta State | 70 (3-2) |
| 93-94 | 77 @Valdosta State | 76 (4-2) |
| 00-01 | 70 Valdosta State | 54 (5-2) |

Virginia Union [0-1]

| Year | Score | Record |
|-------|-------------------|----------|
| 04-05 | 64 Virginia Union | 67 (0-1) |

Warren Wilson [1-0]

| Year | Score | Record |
|-------|------------------|----------|
| 85-86 | 82 Warren Wilson | 54 (1-0) |

West Alabama [3-1]


| Year | Score | Record |
|-------|------------------|----------|
| 99-00 | 78 West Alabama | 48 (1-0) |
| 00-01 | 72 West Alabama | 60 (2-0) |
| 03-04 | 71 @West Alabama | 73 (2-1) |
| 03-04 | 90 West Alabama | 62 (3-1) |

West Florida [2-0]

| Year | Score | Record |
|-------|-----------------|----------|
| 88-89 | 87 West Florida | 61 (1-0) |
| 91-92 | 92 West Florida | 67 (2-0) |

USC Upstate [14-3]

| Year | Score | Record |
|-------|--------------|----------|
| 91-92 | 81 USCS | 56 (1-0) |
| 92-93 | 57 @USCS | 70 (1-1) |
| 93-94 | 70 USCS | 75 (1-2) |
| 94-95 | 72 USCS | 67 (2-2) |
| 94-95 | 45 @USCS | 53 (2-3) |
| 95-96 | 64 @USCS | 60 (3-3) |
| 95-96 | 76 USCS | 71 (4-3) |
| 96-97 | 93 @USCS | 75 (5-3) |
| 96-97 | 79 USCS (OT) | 69 (6-3) |
| 97-98 | 64 @USCS | 61 (7-3) |



West Virginia [1-0]

| Year | Score | Record |
|-------|--------------------|-----------|
| 05-06 | 60 @ West Virginia | 100 (0-1) |

William Carey [1-0]

| Year | Score | Record |
|-------|------------------|----------|
| 90-91 | 74 William Carey | 68 (1-0) |

Wingate [2-2]

| Year | Score | Record |
|-------|-------------|----------|
| 92-93 | 62 @Wingate | 66 (0-1) |
| 99-00 | 70 Wingate | 63 (1-1) |
| 01-02 | 74 Wingate | 62 (2-1) |
| 01-02 | 56 @Wingate | 58 (2-2) |

Wofford [1-0]

| Year | Score | Record |
|-------|-------------|----------|
| 87-88 | 78 @Wofford | 55 (1-0) |



All-Time Record Book

Lady Owl Team Records

Most Points

117 vs Covenant, December 3, 1986

Fewest Points

38 vs Paine, January 7, 1985

Most Points Allowed

109 vs Norfolk State, December 17, 1994

Fewest Points Allowed

26 vs Dillard, December 30, 1998

Most Points Both Teams Combined

205 vs North Georgia, March 2, 1988 (Kennesaw State 111, UNG 94)

Fewest Points Both Teams

87 vs Paine, January 7, 1985 (Paine 49 Kennesaw State 38)

Largest Winning Margin

69 vs Flagler, December 8, 1990 (105-36)

Largest Losing Margin

60 vs Valdosta State, February 16, 1983 (106-46)

Most Field Goals Attempted

91 vs Piedmont, January 18, 1989

Most Field Goals Made

51 vs Covenant, December 3, 1986

Highest Field Goal Percentage

64.4 vs Berry, January 20, 1993

Most Free Throws Attempted

62 vs North Georgia, March 2, 1988

Most Free Throws Made

45 vs North Georgia, March 2, 1988

Highest Free Throw Percentage

1.000 (18-18) vs Berry, February 10, 1988

Most Three Point Shots Attempted

37 vs Furman, November 18, 2005

Most Three Point Shots Made

15 vs UNC Pembroke, January 21, 2004

Best Three Point Field Goal Percentage

1.000 vs Berry, January 24, 1990

Most Rebounds

67 vs Georgia Southwestern, January 6, 1994

Most Assists

34 vs West Florida, November 11, 1988

Most Steals

27 vs Tennessee Temple, November 10, 1986

Most Blocked Shots

10 vs Gardner-Webb, November 22, 1997

Lady Owl Individual Records

Most Points

40, Joanna Cuprys vs UNC Pembroke, January 25, 1997



Most Field Goals Attempted

32, Joanna Cuprys vs USC Spartanburg, January 8, 1997

Most Field Goals Made

16, Joanna Cuprys vs UNC Pembroke, January 8, 1997

Best Field Goal Percentage

1.000 (8-8), Kelly Alsup vs Augusta State, November 23, 1985

Most Free Throws Attempted

22, Kelly Alsup vs Montevallo, November 16, 1987

Most Free Throws Made

14, Kristina Usaite vs USC Spartanburg, January 17, 2004

14, Kristina Usaite vs Augusta State, January 24, 2004

14, Kelly Alsup vs Phillips, January 14, 1989

14, Tracey Marchman vs North Georgia, February 8, 1992

14, Sarah McAllister vs Fayetteville State, March 7, 1997

Best Free Throw Percentage

1.000 (12-12), Joanna Cuprys vs Carson-Newman, November 16, 1996

1.000 (11-11), Denisha Ferguson vs USC Spartanburg, March 2, 2004

Most Three Point Shots Attempted

14, Suzan Shirley vs Georgia College and State University, January 18, 1995

Most Three Point Shots Made

9, Joanna Cuprys vs Columbus State, January 6, 1997

Best Three Point Field Goal Percentage

1.000, Sherry Swindell

Most Rebounds

24, Vandi Smith vs Augusta State, February 13, 1985

Most Assists

17, Rima Brazenas vs Augusta State, January 27, 1999

17, Rima Brazenas vs Bowie State, March 5, 1999

Most Steals

12, Sharon Baldwin vs Tennessee Temple, November 14, 1985

Most Blocked Shots

8, Jenni Henderson vs Montevallo, November 16, 1987

8, DeWayna Jacobs vs Georgia College & State, February 2, 1991



Single Season Top Ten

Points Per Game

| | | |
|---------------------|-------|------|
| 1. Joanna Cuprys | 96-97 | 26.0 |
| 2. Sarah McAllister | 95-96 | 22.7 |
| 3. Denisha Ferguson | 03-04 | 20.3 |
| 4. Sharon Baldwin | 86-87 | 20.2 |
| 5. Amie Kane | 00-01 | 20.0 |
| 6. Kelly Alsup | 87-88 | 19.5 |
| 7. Denisha Ferguson | 02-03 | 19.0 |
| 8. Shavonder Clarke | 05-06 | 18.5 |
| 9. Shavonder Clarke | 04-05 | 18.4 |
| 10. Kelly Alsup | 88-89 | 18.1 |
| 10. Sharon Baldwin | 85-86 | 18.1 |

Assists

| | | |
|---------------------|-------|-----|
| 1. Rima Brazenas | 98-99 | 263 |
| 2. Gina Waldrip | 89-90 | 220 |
| 3. Shannon Bradley | 93-94 | 185 |
| 4. Sherry Blackwell | 88-89 | 176 |
| 4. Rima Brazenas | 99-00 | 176 |
| 6. Lauren Gaines | 03-04 | 165 |
| 7. Stacie Jordan | 91-92 | 156 |
| 8. D. Mieszkowska | 04-05 | 150 |
| 9. Janet Chadwick | 95-96 | 144 |
| 10. Shannon Bradley | 92-93 | 143 |

Rebounds/Game

| | | |
|---------------------|-------|------|
| 1. Shavonder Clarke | 05-06 | 11.2 |
| 2. Denisha Ferguson | 01-02 | 10.7 |
| 3. Denisha Ferguson | 03-04 | 9.9 |
| 4. Denisha Ferguson | 02-03 | 9.7 |
| 5. Beth Horne | 83-84 | 9.6 |
| 6. Kim Watts | 95-96 | 9.4 |
| 7. Dion Thornton | 97-98 | 9.3 |
| 8. Kelly Alsup | 87-88 | 9.1 |
| 9. Shavonder Clarke | 04-05 | 8.8 |
| 10. Mindi Beaver | 89-90 | 8.8 |

FT Made

| | | |
|---------------------|-------|-----|
| 1. Kristina Usaite | 03-04 | 171 |
| 2. Denisha Ferguson | 03-04 | 159 |
| 3. Kelly Alsup | 87-88 | 158 |
| 4. Joanna Cuprys | 96-97 | 137 |
| 5. Monika Dajksler | 00-01 | 134 |
| 6. Amie Kane | 00-01 | 134 |
| 7. Sarah McAllister | 95-96 | 133 |
| 8. Denisha Ferguson | 02-03 | 125 |
| 9. Kelly Alsup | 88-89 | 118 |
| 10. Shannon Bradley | 93-94 | 115 |

3-Pointers Made

| | | |
|----------------------|-------|----|
| 1. Joanna Cuprys | 96-97 | 92 |
| 2. Malgorzata Morka | 04-05 | 67 |
| 3. Shannon Bradley | 92-93 | 58 |
| 4. Malgorzata Morka | 01-02 | 57 |
| 5. Shannon Bradley | 93-94 | 57 |
| 6. Suzanne Shirley | 94-95 | 55 |
| 7. Monika Dajksler | 00-01 | 52 |
| 7. Sherry Swindell | 91-92 | 52 |
| 7. Sherry Swindell | 90-91 | 52 |
| 10. Nikki Gurley | 05-06 | 51 |
| 10. Malgorzata Morka | 03-04 | 51 |

Points

| | | |
|---------------------|-------|-----|
| 1. Joanna Cuprys | 96-97 | 807 |
| 2. Sarah McAllister | 95-96 | 657 |
| 3. Kelly Alsup | 87-88 | 604 |
| 4. Denisha Ferguson | 03-04 | 590 |
| 5. Shavonder Clarke | 04-05 | 553 |
| 6. Denisha Ferguson | 02-03 | 551 |
| 7. Amie Kane | 00-01 | 539 |
| 8. Sarah McAllister | 96-97 | 526 |
| 9. Amie Kane | 99-00 | 523 |
| 10. Sharon Baldwin | 85-86 | 508 |

Steals

| | | |
|--------------------|-------|-----|
| 1. Rima Brazenas | 99-00 | 144 |
| 2. Rima Brazenas | 98-99 | 123 |
| 3. Jenny Trammell | 89-90 | 108 |
| 4. Tracey Marchman | 91-92 | 105 |
| 4. Sharon Baldwin | 85-86 | 105 |
| 6. Shannon Bradley | 93-94 | 93 |
| 7. April Barton | 87-88 | 90 |
| 8. Joanna Cuprys | 96-97 | 87 |
| 9. Shannon Bradley | 92-93 | 85 |
| 10. April Barton | 88-89 | 84 |

FG Made

| | | |
|----------------------|-------|-----|
| 1. Joanna Cuprys | 96-97 | 289 |
| 2. Sarah McAllister | 95-96 | 261 |
| 3. Kelly Alsup | 87-88 | 223 |
| 4. DeWayna Jacobs | 91-92 | 215 |
| 5. Denisha Ferguson | 02-03 | 212 |
| 6. Sarah McAllister | 96-97 | 210 |
| 7. Amie Kane | 99-00 | 209 |
| 8. Denisha Ferguson | 03-04 | 207 |
| 8. Sharon Baldwin | 85-86 | 207 |
| 10. Shavonder Clarke | 04-05 | 204 |

FT Attempts

| | | |
|----------------------|-------|-----|
| 1. Kristina Usaite | 03-04 | 230 |
| 2. Kelly Alsup | 87-88 | 216 |
| 3. Denisha Ferguson | 03-04 | 196 |
| 4. Sarah McAllister | 95-96 | 179 |
| 5. Monika Dajksler | 00-01 | 171 |
| 6. Amie Kane | 00-01 | 171 |
| 7. Joanna Cuprys | 96-97 | 163 |
| 8. Dion Thornton | 98-99 | 161 |
| 9. Denisha Ferguson | 02-03 | 156 |
| 10. Sarah McAllister | 96-97 | 155 |

3-Point Attempts

| | | |
|---------------------|-------|-----|
| 1. Joanna Cuprys | 96-97 | 187 |
| 2. Nikki Gurley | 05-06 | 177 |
| 2. Malgorzata Morka | 04-05 | 177 |
| 4. Shannon Bradley | 92-93 | 169 |
| 5. Malgorzata Morka | 01-02 | 164 |
| 6. Suzanne Shirley | 94-95 | 161 |
| 7. Shannon Bradley | 93-94 | 143 |
| 8. Monika Dajksler | 00-01 | 140 |
| 9. Larvisha West | 03-04 | 133 |

Blocked Shots

| | | |
|---------------------|-------|-----|
| 1. Lauren Harris | 04-05 | 165 |
| 2. Ewelina Zmuda | 99-00 | 72 |
| 3. DeWayna Jacobs | 90-91 | 65 |
| 4. DeWayna Jacobs | 91-92 | 64 |
| 5. Beth Horne | 83-84 | 55 |
| 6. Joanna Cuprys | 96-97 | 49 |
| 7. Kristina Usaite | 03-04 | 43 |
| 8. Jennie Henderson | 87-88 | 43 |
| 9. Dion Thornton | 98-99 | 40 |
| 10. Ewelina Zmuda | 97-98 | 34 |

Rebounds

| | | |
|---------------------|-------|-----|
| 1. Denisha Ferguson | 03-04 | 287 |
| 2. Kelly Alsup | 87-88 | 283 |
| 3. Shavonder Clarke | 05-06 | 280 |
| 3. Denisha Ferguson | 02-03 | 280 |
| 5. Denisha Ferguson | 01-02 | 277 |
| 6. Dion Thornton | 98-99 | 274 |
| 7. Shavonder Clarke | 04-05 | 264 |
| 8. Kim Watts | 95-96 | 263 |
| 9. Dion Thornton | 97-98 | 261 |
| 10. Beth Horne | 83-84 | 260 |

FG Attempts

| | | |
|---------------------|-------|-----|
| 1. Joanna Cuprys | 96-97 | 555 |
| 2. Sarah McAllister | 95-96 | 488 |
| 3. Shavonder Clarke | 04-05 | 477 |
| 4. Amie Kane | 99-00 | 451 |
| 5. Shavonder Clarke | 05-06 | 448 |
| 6. Denisha Ferguson | 03-04 | 423 |
| 7. Amie Kane | 98-99 | 423 |
| 8. Monika Dajksler | 00-01 | 423 |
| 9. Sarah McAllister | 96-97 | 420 |
| 10. DeWayna Jacobs | 91-92 | 416 |

FT Percentage

| | | |
|---------------------|-------|------|
| 1. Joanna Cuprys | 96-97 | 84.0 |
| 2. Denisha Ferguson | 03-04 | 81.1 |
| 3. Tracey Marchman | 90-91 | 80.7 |
| 4. Denisha Ferguson | 02-03 | 80.1 |
| 5. D. Mieszkowska | 04-05 | 80.0 |
| 5. D. Mieszkowska | 05-06 | 80.0 |
| 7. Kelly Alsup | 88-89 | 79.2 |
| 8. Monika Dajksler | 00-01 | 78.4 |
| 9. Amie Kane | 00-01 | 78.4 |
| 10. Tracey Marchman | 91-92 | 78.3 |

3-Pt Percentage

| | | |
|----------------------|-------|------|
| 1. Sherry Swindell | 89-90 | 53.7 |
| 2. Sherry Swindell | 91-92 | 49.5 |
| 2. Sherry Swindell | 90-91 | 49.5 |
| 4. Joanna Cuprys | 96-97 | 49.2 |
| 5. Rima Brazenas | 99-00 | 44.0 |
| 6. Shavonder Clarke | 05-06 | 40.9 |
| 7. Rima Brazenas | 98-99 | 40.4 |
| 8. Shannon Bradley | 93-94 | 39.9 |
| 9. Cindy Combs | 95-96 | 39.6 |
| 10. Malgorzata Morka | 03-04 | 39.8 |



Career Top Ten

Points Per Game

| | | |
|---------------------|-------|------|
| 1. Joanna Cuprys | 96-97 | 26.0 |
| 2. Amie Kane | 99-01 | 19.0 |
| 3. Sharon Baldwin | 85-87 | 18.9 |
| 4. Denisha Ferguson | 01-04 | 18.6 |
| 5. Shavonder Clarke | 04-06 | 18.4 |
| 6. Sarah McAllister | 93-97 | 17.1 |
| 7. Justyna Stanioch | 96-99 | 16.8 |
| 8. Kelly Alsup | 85-89 | 16.1 |
| 9. Dion Thornton | 97-99 | 15.4 |
| 10. DeWayna Jacobs | 90-92 | 14.7 |

Assists

| | | |
|---------------------|-------|-----|
| 1. Lauren Gaines | 00-04 | 487 |
| 2. Shannon Bradley | 90-94 | 478 |
| 3. Rima Brazenas | 98-00 | 439 |
| 4. Gina Waldrip | 86-90 | 390 |
| 5. April Barton | 85-89 | 368 |
| 6. D. Mieszkowska | 02-06 | 331 |
| 7. Janet Chadwick | 94-98 | 362 |
| 8. Jenny Trammell | 88-92 | 310 |
| 9. Sherry Blackwell | 87-90 | 309 |
| 10. Amy Anglin | 96-00 | 307 |

Rebounds/Game

| | | |
|---------------------|-------|-----|
| 1. Denisha Ferguson | 01-04 | 9.9 |
| 2. Shavonder Clarke | 04-06 | 9.8 |
| 3. Beth Horne | 82-84 | 9.0 |
| 4. Dion Thornton | 97-99 | 8.9 |
| 5. Kelly Alsup | 85-89 | 8.1 |
| 5. Sheila Willis | 82-83 | 8.1 |
| 7. DeWayna Jacobs | 90-92 | 7.9 |
| 8. Joanna Cuprys | 96-97 | 7.9 |
| 9. Pam Fields | 86-88 | 7.2 |
| 10. Kim Watts | 92-96 | 7.1 |

FT Made

| | | |
|---------------------|-------|-----|
| 1. Kelly Alsup | 87-88 | 448 |
| 2. Denisha Ferguson | 01-04 | 363 |
| 3. Sarah McAllister | 93-97 | 338 |
| 4. Shannon Bradley | 90-94 | 325 |
| 5. Monika Dajksler | 97-01 | 282 |
| 6. Mindi Beaver | 87-91 | 270 |
| 7. Kristina Usaite | 02-04 | 254 |
| 8. Amie Kane | 99-01 | 218 |
| 9. Kim Watts | 92-96 | 210 |
| 10. Conny Trundle | 88-91 | 210 |

3-Pointers Made

| | | |
|---------------------|-------|-----|
| 1. Malgorzata Morka | 01-05 | 218 |
| 2. Shannon Bradley | 90-94 | 183 |
| 3. Sherry Swindell | 89-92 | 148 |
| 4. D. Mieszkowska | 02-06 | 113 |
| 5. Lauren Gaines | 00-04 | 107 |
| 6. Joanna Cuprys | 96-97 | 92 |
| 7. Rima Brazenas | 98-00 | 82 |
| 8. Janet Chadwick | 94-98 | 75 |
| 9. Tara Solomon | 92-94 | 71 |
| 10. Monika Dajksler | 97-01 | 70 |

Points

| | | |
|---------------------|-------|------|
| 1. Sarah McAllister | 93-97 | 1983 |
| 2. Kelly Alsup | 85-89 | 1840 |
| 3. Denisha Ferguson | 01-04 | 1582 |
| 4. Shannon Bradley | 90-94 | 1512 |
| 5. Mindi Beaver | 87-91 | 1506 |
| 6. Janet Chadwick | 94-98 | 1369 |
| 7. Malgorzata Morka | 01-05 | 1191 |
| 8. Monika Dajksler | 97-01 | 1186 |
| 9. Kim Watts | 92-96 | 1066 |
| 10. Amie Kane | 99-01 | 1062 |

Steals

| | | |
|--------------------|-------|-----|
| 1. April Barton | 85-89 | 270 |
| 2. Rima Brazenas | 98-00 | 267 |
| 3. Shannon Bradley | 90-94 | 264 |
| 4. Jenni Trammell | 88-92 | 251 |
| 5. Amie Kane | 99-01 | 246 |
| 6. Gina Waldrip | 86-90 | 222 |
| 7. Amy Anglin | 96-00 | 208 |
| 8. Mandy Thomas | 96-98 | 196 |
| 9. Kelly Alsup | 85-89 | 178 |
| 10. Mindi Beaver | 87-91 | 174 |

FG Made

| | | |
|----------------------|-------|-----|
| 1. Sarah McAllister | 93-97 | 820 |
| 2. Kelly Alsup | 85-89 | 696 |
| 3. Mindi Beaver | 87-91 | 618 |
| 4. Denisha Ferguson | 01-04 | 600 |
| 5. Shannon Bradley | 90-94 | 502 |
| 6. Monika Dajksler | 97-01 | 494 |
| 7. Janet Chadwick | 94-98 | 490 |
| 8. Kim Watts | 92-96 | 427 |
| 9. April Barton | 85-89 | 425 |
| 10. Malgorzata Morka | 01-05 | 413 |

FT Attempts

| | | |
|---------------------|-------|-----|
| 1. Kelly Alsup | 85-89 | 602 |
| 2. Sarah McAllister | 93-97 | 511 |
| 3. Denisha Ferguson | 01-04 | 466 |
| 4. Shannon Bradley | 90-94 | 455 |
| 5. Mindi Beaver | 87-91 | 404 |
| 6. Monika Dajksler | 97-01 | 373 |
| 7. Kristina Usaite | 02-04 | 354 |
| 8. Conny Trundle | 88-91 | 343 |
| 9. Kim Watts | 92-96 | 337 |
| 10. Dion Thornton | 97-99 | 292 |

3-Point Attempts

| | | |
|---------------------|-------|-----|
| 1. Malgorzata Morka | 01-05 | 578 |
| 2. Shannon Bradley | 90-94 | 499 |
| 3. D. Mieszkowska | 02-06 | 398 |
| 4. Lauren Gaines | 00-04 | 341 |
| 5. Sherry Swindell | 89-92 | 292 |
| 6. Shavonder Clarke | 04-06 | 211 |
| 7. Tara Solomon | 92-94 | 208 |
| 8. Janet Chadwick | 94-98 | 207 |
| 9. Monika Dajksler | 97-01 | 196 |
| 10. Rima Brazenas | 98-00 | 194 |

Blocked Shots

| | | |
|--------------------|-------|-----|
| 1. Lauren Harris | 04-05 | 165 |
| 2. Ewelina Zmuda | 97-00 | 130 |
| 3. DeWayna Jacobs | 90-92 | 129 |
| 4. Jenni Henderson | 86-89 | 104 |
| 5. Beth Horne | 82-84 | 75 |
| 6. Dion Thornton | 97-99 | 69 |
| 7. Kristina Usaite | 02-04 | 67 |
| 8. Mindi Beaver | 87-91 | 65 |
| 9. Janet Chadwick | 94-98 | 54 |
| 10. Kelly Alsup | 85-89 | 52 |

Rebounds

| | | |
|---------------------|-------|-----|
| 1. Kelly Alsup | 85-89 | 922 |
| 2. Denisha Ferguson | 01-04 | 844 |
| 3. Kim Watts | 92-96 | 800 |
| 4. Mindi Beaver | 87-91 | 728 |
| 5. Ardith Gibbons | 92-95 | 570 |
| 6. Shavonder Clarke | 04-06 | 544 |
| 7. Dion Thornton | 97-99 | 535 |
| 7. Shannon Bradley | 90-94 | 535 |
| 9. Janet Chadwick | 94-98 | 532 |
| 10. DeWayna Jacobs | 90-92 | 486 |

FG Attempts

| | | |
|----------------------|-------|------|
| 1. Sarah McAllister | 93-97 | 1540 |
| 2. Kelly Alsup | 85-89 | 1344 |
| 3. Shannon Bradley | 90-94 | 1311 |
| 4. Mindi Beaver | 87-91 | 1258 |
| 5. Denisha Ferguson | 01-04 | 1166 |
| 6. Janet Chadwick | 94-98 | 1135 |
| 7. Monika Dajksler | 97-01 | 1122 |
| 8. Malgorzata Morka | 01-05 | 1027 |
| 9. April Barton | 85-89 | 934 |
| 10. Shavonder Clarke | 04-06 | 925 |

FT Percentage

| | | |
|---------------------|-------|------|
| 1. D. Mieszkowska | 02-06 | 82.2 |
| 2. Tracey Marchmann | 90-92 | 79.4 |
| 3. Amie Kane | 99-01 | 77.6 |
| 4. Denisha Ferguson | 01-04 | 77.9 |
| 5. Malgorzata Morka | 01-05 | 76.2 |
| 6. Monika Dajksler | 97-01 | 75.6 |
| 7. Kelly Alsup | 85-89 | 74.4 |
| 8. Janet Chadwick | 94-96 | 72.5 |
| 9. Shannon Bradley | 90-94 | 71.4 |
| 10. Kristina Usaite | 02-04 | 71.2 |

3-Pt Percentage

| | | |
|---------------------|-------|------|
| 1. Sherry Swindell | 89-92 | 50.7 |
| 2. Joanna Cuprys | 96-97 | 49.2 |
| 3. Rima Brazenas | 98-00 | 42.2 |
| 4. Cindy Combs | 94-95 | 39.8 |
| 5. Tracey Marchmann | 90-92 | 38.1 |
| 6. Malgorzata Morka | 01-05 | 37.7 |
| 7. Shannon Bradley | 90-94 | 36.7 |
| 8. Janet Chadwick | 94-98 | 36.2 |
| 9. Shavonder Clarke | 04-06 | 36.0 |
| 10. Monika Dajksler | 97-01 | 35.7 |



All-Time Roster

A

Lisa Alexander
Kelly Alsup
Tamica Andrews
Shanda Anderson
Amanda Anglin
Amy Anglin
Paulina Aniola

B

Yetta Bailey
Carol Baker
Jennifer Baker
Sharon Baldwin
April Barton
Danielle Bates
Mindi Beaver
Heather Bell
Jasmine Benson
Vicki Berdanis
Sherry Blackwell
Stacey Boggs
Jeanna Bonds
Jenae Boyles
Shannon Bradley
Rima Brazenas
Kristal Brooks

C

Angela Carter
Tori Carrington
Janet Chadwick
Karen Chandler
Fatou Cisse
Shavonder Clarke
Jennifer Clifton
Leslie Code
Sarah Coleman
Kelly Collins
Jocelyn Cook
Cindy Coombs
Shannayl Connolly
Joanna Cuprys

D

Monika Dajksler
Dawn Denman
Dayna Ducham
Kathy Dunn

F

Pam Fields
Denisha Ferguson

Monica Fouch

G

Lauren Gaines
DJ Galbiati
Tiffany Gates
Ngoneh Gaye
Ardith Gibbons
Nikki Gurley

H

Mandy Hammett
Dana Harris
Kim Harris
Lauren Harris
Lynne Hasty
Jenni Henderson
Zane Hernandez
LaTonya Henry
Sherry Honea
Beth Horne
Rhonda Hulsey

I

Meredith Inman
Keira Irwin

J

DeWayna Jacobs
Ashley Johnson
Janeen Johnson
Chantel Jiles
Stacie Jordan

K

Amie Kane
Krista Kemp
Marla Kemp
Mareme Konate

L

Traci Lewis
Justina Lujan

M

Amanda Malcom
Vashti Manning
Tracy Marchmann
Christi Martin
Katie Martin
Anne May
Sarah McAllister
Desiree McKenzie

Kristi Meredith
Dominika Miezowska
Malgorzata Morka
Regina Moss

N

Fatou Ndoye
Kim Nichols

O

Maria O'Brien
Jill Osada

P

Angie Penrod
Stacy Pickens
Justine Pivac
Cristy Poss

R

Desma Radford
Natalie Richardson
Melissa Ransom
Beverly Ridings
Sandra Roberts
Jade Robinson
Janice Russell

S

Sharmia Sanders
Stephanie Searce
Michelle Scott
Robin Shaw
Suzan Shirley
Leslie Smith
Mandy Smith
Vandi Smith
Tara Solomon
Tabby Southern
Justyna Stanioch
Magda Stanioch
Kelly Stephens
Donna Stevenson
Jeanne Sturdivant
Amy Sullivan
Lisa Sutter
Sherry Swindell
Anna Szaniecka

T

Tiffany Tanner
Audra Thomas
Mandy Thomas

Monica Thomas
Dion Thornton
Angie Touchstone
Jenny Trammell
Tammy Tripp
Conny Trundle
Jennifer Turner

U

Kristina Usaite

V

Abriele Varnum

W

Brittany Walden
Gina Waldrip
Kim Watts
Lorena Webb
Larvisha West
Kelly Williamson
Sharon Willis
Sheila Willis
Chason Worthy
Shelly Wright
Jocelyn Wyatt

Y

Rhonda Yarbrough

Z

Candice Zachery
Ewelina Zmuda

Coaching Staff

James Black, Ginny Boggess, Sarah Coleman Randall Goble, *Susan Montgomery, *Rhonda Seagraves, Paula Skinner, *Colby Tilley, *Ron Walker, Scott Whitlock, Susan Whitlock, *Gary Wisener

* Head Coach

Yearly Individual Leaders

Points

| Year | Points |
|---------|------------------------------------|
| 1982-83 | Sheila Willis, 299 |
| 1983-84 | Sandra Roberts, 379 |
| 1984-85 | Donna Stevenson, 414 |
| 1985-86 | Sharon Baldwin, 508 |
| 1986-87 | Kelly Alsup, 429 |
| 1987-88 | Kelly Alsup, 604 |
| 1988-89 | Kelly Alsup, 506 |
| 1989-90 | Mindy Beaver, 446 |
| 1990-91 | DeWayna Jacobs, 436 |
| 1991-92 | DeWayna Jacobs, 480 |
| 1992-93 | Shannon Bradley, 417 |
| 1993-94 | Shannon Bradley, 462 |
| 1994-95 | Sarah McAllister, 380 |
| 1995-96 | Sarah McAllister, 657 |
| 1996-97 | Joanna Cuprys, 807 |
| 1997-98 | Janet Chadwick, Dion Thornton, 423 |
| 1998-99 | Dion Thornton, 503 |
| 1999-00 | Amie Kane, 523 |
| 2000-01 | Amie Kane, 539 |
| 2001-02 | Denisha Ferguson, 441 |
| 2002-03 | Denisha Ferguson, 503 |
| 2003-04 | Denisha Ferguson, 590 |
| 2004-05 | Shavonder Clarke, 553 |
| 2005-06 | Shavonder Clarke, 462 |



Points Per Game

| Year | PPG |
|---------|------------------------|
| 1982-83 | Sheila Willis, 13.0 |
| 1983-84 | Sandra Roberts, 14.0 |
| 1984-85 | Donna Stevenson, 14.3 |
| 1985-86 | Sharon Baldwin, 18.1 |
| 1986-87 | Sharon Baldwin, 20.2 |
| 1987-88 | Kelly Alsup, 19.5 |
| 1988-89 | Kelly Alsup, 18.1 |
| 1989-90 | Mindy Beaver, 15.4 |
| 1990-91 | DeWayna Jacobs, 14.1 |
| 1991-92 | DeWayna Jacobs, 15.5 |
| 1992-93 | Shannon Bradley, 13.9 |
| 1993-94 | Shannon Bradley, 15.9 |
| 1994-95 | Sarah McAllister, 14.1 |
| 1995-96 | Sarah McAllister, 22.7 |
| 1996-97 | Joanna Cuprys, 26.0 |
| 1997-98 | Janet Chadwick, 16.3 |
| 1998-99 | Justyna Stanioch, 16.5 |
| 1999-00 | Amie Kane, 18.0 |
| 2000-01 | Amie Kane, 20.0 |

| | |
|---------|------------------------|
| 2001-02 | Denisha Ferguson, 16.3 |
| 2002-03 | Denisha Ferguson, 18.6 |
| 2003-04 | Denisha Ferguson, 20.3 |
| 2004-05 | Shavonder Clarke, 18.4 |
| 2005-06 | Shavonder Clarke, 18.5 |

Field Goals Made

| Year | FGM |
|---------|----------------------|
| 1982-83 | Sheila Willis, 130 |
| 1983-84 | Sandra Roberts, 169 |
| 1984-85 | Donna Stevenson, 172 |
| 1985-86 | Sharon Baldwin, 207 |
| 1986-87 | Kelly Alsup, 162 |
| 1987-88 | Kelly Alsup, 223 |
| 1988-89 | Kelly Alsup, 194 |
| 1989-90 | Mindi Beaver, 182 |
| 1990-91 | DeWayna Jacobs, 191 |
| 1991-92 | DeWayna Jacobs, 215 |



| | |
|---------|-----------------------|
| 1992-93 | Tara Solomon, 160 |
| 1993-94 | Sarah McAllister, 187 |
| 1994-95 | Sarah McAllister, 162 |
| 1995-96 | Sarah McAllister, 261 |
| 1996-97 | Joanna Cuprys, 289 |
| 1997-98 | Dion Thornton, 173 |
| 1998-99 | Justyna Stanioch, 203 |
| 1999-00 | Amie Kane, 209 |
| 2000-01 | Amie Kane, 190 |
| 2001-02 | Denisha Ferguson, 181 |
| 2002-03 | Denisha Ferguson, 193 |
| 2003-04 | Denisha Ferguson, 207 |
| 2004-05 | Shavonder Clarke, 204 |
| 2005-06 | Shavonder Clarke, 187 |

FG Attempts

| Year | FGA |
|---------|----------------------|
| 1982-83 | Sheila Willis, 284 |
| 1983-84 | Sandra Roberts, 404 |
| 1984-85 | Donna Stevenson, 404 |
| 1985-86 | Sharon Baldwin, 399 |
| 1986-87 | Kelly Alsup, 343 |
| 1987-88 | Kelly Alsup, 403 |
| 1988-89 | Kelly Alsup, 335 |
| 1989-90 | Mindi Beaver, 360 |
| 1990-91 | DeWayna Jacobs, 355 |
| 1991-92 | DeWayna Jacobs, 416 |
| 1992-93 | Shannon Bradley, 398 |
| 1993-94 | Shannon Bradley, 369 |
| 1994-95 | Suzan Shirley, 290 |

| | |
|---------|-----------------------|
| 1995-96 | Sarah McAllister, 488 |
| 1996-97 | Joanna Cuprys, 555 |
| 1997-98 | Janet Chadwick, 307 |
| 1998-99 | Justyna Stanioch, 357 |
| 1999-00 | Amie Kane, 451 |
| 2000-01 | Amie Kane, 423 |
| 2001-02 | Denisha Ferguson, 357 |
| 2002-03 | Denisha Ferguson, 354 |
| 2003-04 | Denisha Ferguson, 423 |
| 2004-05 | Shavonder Clarke, 477 |
| 2005-06 | Shavonder Clarke, 448 |

Field Goal Pct.

| Year | FG% |
|---------|------------------------|
| 1982-83 | Beth Horne, 46.8 |
| 1983-84 | Donna Stevenson, 51.1 |
| 1984-85 | Vandi Smith, 43.3 |
| 1985-86 | Sharon Baldwin, 51.9 |
| 1986-87 | Sharon Baldwin, 55.3 |
| 1987-88 | Kelly Alsup, 55.3 |
| 1988-89 | Kelly Alsup, 57.9 |
| 1989-90 | Mandy Hammett, 57.2 |
| 1990-91 | DeWayna Jacobs, 53.8 |
| 1991-92 | Monica Fouch, 55.8 |
| 1992-93 | Monica Fouch, 58.1 |
| 1993-94 | Sarah McAllister, 53.4 |
| 1994-95 | Sarah McAllister, 57.4 |
| 1995-96 | Sarah McAllister, 53.5 |
| 1996-97 | Janet Chadwick, 52.9 |
| 1997-98 | Dion Thornton, 57.3 |
| 1998-99 | Justyna Stanioch, 56.9 |
| 1999-00 | Rima Brazenas, 52.5 |
| 2000-01 | Anna Szeniecka, 52.2 |
| 2001-02 | Denisha Ferguson, 50.7 |
| 2002-03 | Denisha Ferguson, 54.5 |
| 2003-04 | Denisha Ferguson, 48.9 |
| 2004-05 | Leslie Smith, 46.1 |
| 2005-06 | Ngoneh Gaye, 42.1 |



Free-Throws

| Year | FTM |
|---------|---------------------|
| 1982-83 | Beth Horne, 61 |
| 1983-84 | Beth Horne, 76 |
| 1984-85 | Donna Stevenson, 70 |
| 1985-86 | Sharon Baldwin, 94 |
| 1986-87 | Kelly Alsup, 105 |
| 1987-88 | Kelly Alsup, 158 |
| 1988-89 | Kelly Alsup, 118 |

Yearly Individual Leaders



| | |
|---------|-----------------------|
| 1989-90 | Conny Trundle, 100 |
| 1990-91 | Tracy Marchmann, 92 |
| 1991-92 | Tracy Marchmann, 112 |
| 1992-93 | Shannon Bradley, 79 |
| 1993-94 | Shannon Bradley, 115 |
| 1994-95 | Ardith Gibbons, 67 |
| 1995-96 | Sarah McAllister, 133 |
| 1996-97 | Joanna Cuprys, 137 |
| 1997-98 | Dion Thornton, 77 |
| 1998-99 | Dion Thornton, 109 |
| 1999-00 | Amie Kane, 84 |
| 2000-01 | Amie Kane, 134 |
| 2001-02 | Denisha Ferguson, 79 |
| 2002-03 | Denisha Ferguson, 115 |
| 2003-04 | Kristina Usaitė, 171 |
| 2004-05 | Shavonder Clarke, 100 |
| 2005-06 | Shavonder Clarke, 57 |

| | |
|---------|----------------------------|
| 1984-85 | Beverly Ridings, 76.9 |
| 1985-86 | Sharon Baldwin, 74.0 |
| 1986-87 | Kelly Alsup, 70.5 |
| 1987-88 | Kelly Alsup, 73.1 |
| 1988-89 | Kelly Alsup, 79.2 |
| 1989-90 | Mandy Hammett, 72.7 |
| 1990-91 | Tracy Marchmann, 80.7 |
| 1991-92 | Tracy Marchmann, 78.3 |
| 1992-93 | Amy Sullivan, 80.5 |
| 1993-94 | Ardith Gibbins, 73.7 |
| 1994-95 | Suzan Shirley, 77.2 |
| 1995-96 | Sarah McAllister, 74.3 |
| 1996-97 | Joanna Cuprys, 84.0 |
| 1997-98 | Janet Chadwick, 83.5 |
| 1998-99 | Dion Thornton, 67.7 |
| 1999-00 | Monika Dajksler, 81.9 |
| 2000-01 | Monika Dajksler, 80.4 |
| 2001-02 | Malgorzata Morka, 73.4 |
| 2002-03 | Denisha Ferguson, 79.9 |
| 2003-04 | Denisha Ferguson, 81.1 |
| 2004-05 | Dominika Mieszkowska, 80.0 |
| 2005-06 | Dominika Mieszkowska, 80.0 |

| | |
|---------|--------------------------|
| 2002-03 | Malgorzata Morka, 41 |
| 2003-04 | Morka, Larvesha West, 51 |
| 2004-05 | Malgorzata Morka, 67 |
| 2005-06 | Nikki Gurley, 51 |

3-Point Attempts

| Year | 3PA |
|---------|-----------------------|
| 1982-83 | — |
| 1983-84 | — |
| 1984-85 | — |
| 1985-86 | — |
| 1986-87 | — |
| 1987-88 | Tracy Lewis, 36 |
| 1988-89 | Sherry Blackwell, 43 |
| 1989-90 | Sherry Swindell, 82 |
| 1990-91 | Sherry Swindell, 105 |
| 1991-92 | Sherry Swindell, 105 |
| 1992-93 | Shannon Bradley, 169 |
| 1993-94 | Shannon Bradley, 143 |
| 1994-95 | Suzan Shirley, 161 |
| 1995-96 | Janet Chadwick, 84 |
| 1996-97 | Joanna Cuprys, 187 |
| 1997-98 | Amy Anglin, 61 |
| 1998-99 | Rima Petronyte, 94 |
| 1999-00 | Rima Brazenas, 100 |
| 2000-01 | Monika Dajksler, 140 |
| 2001-02 | Malgorzata Morka, 164 |
| 2002-03 | Malgorzata Morka, 104 |
| 2003-04 | Larvesha West, 133 |
| 2004-05 | Malgorzata Morka, 177 |
| 2005-06 | Nikki Gurley, 177 |



FT Attempts

| Year | FTA |
|---------|-----------------------|
| 1982-83 | Beth Horne, 110 |
| 1983-84 | Beth Horne, 132 |
| 1984-85 | Vandi Smith, 115 |
| 1985-86 | Sharon Baldwin, 127 |
| 1986-87 | Kelly Alsup, 149 |
| 1987-88 | Kelly Alsup, 216 |
| 1988-89 | Kelly Alsup, 149 |
| 1989-90 | Conny Trundle, 148 |
| 1990-91 | Conny Trundle, 117 |
| 1991-92 | Tracy Marchmann, 143 |
| 1992-93 | Shannon Bradley, 104 |
| 1993-94 | Shannon Bradley, 163 |
| 1994-95 | Ardith Gibbons, 97 |
| 1995-96 | Sarah McAllister, 179 |
| 1996-97 | Joanna Cuprys, 163 |
| 1997-98 | Dion Thornton, 131 |
| 1998-99 | Dion Thornton, 161 |
| 1999-00 | Amie Kane, 110 |
| 2000-01 | Amie Kane, 171 |
| 2001-02 | Denisha Ferguson, 114 |
| 2002-03 | Denisha Ferguson, 144 |
| 2003-04 | Kristina Usaitė, 230 |
| 2004-05 | Shavonder Clarke, 145 |
| 2005-06 | Shavonder Clarke, 93 |

3-Pointers Made

| Year | 3PM |
|---------|----------------------|
| 1982-83 | — |
| 1983-84 | — |
| 1984-85 | — |
| 1985-86 | — |
| 1986-87 | — |
| 1987-88 | Tracy Lewis, 14 |
| 1988-89 | Sherry Blackwell, 14 |
| 1989-90 | Sherry Swindell, 44 |
| 1990-91 | Sherry Swindell, 52 |
| 1991-92 | Sherry Swindell, 52 |
| 1992-93 | Shannon Bradley, 58 |
| 1993-94 | Shannon Bradley, 57 |
| 1994-95 | Suzan Shirley, 55 |
| 1995-96 | Janet Chadwick, 25 |
| 1996-97 | Joanna Cuprys, 92 |
| 1997-98 | Janet Chadwick, 27 |
| 1998-99 | Rima Petronyte, 38 |
| 1999-00 | Rima Brazenas, 44 |
| 2000-01 | Monika Dajksler, 52 |
| 2001-02 | Malgorzata Morka, 57 |



3-Point Pct.

| Year | 3PT% |
|---------|------------------------|
| 1982-83 | — |
| 1983-84 | — |
| 1984-85 | — |
| 1985-86 | — |
| 1986-87 | — |
| 1987-88 | Tracy Lewis, 38.9 |
| 1988-89 | Sherry Blackwell, 32.6 |
| 1989-90 | Sherry Swindell, 53.7 |
| 1990-91 | Sherry Swindell, 49.5 |
| 1991-92 | Sherry Swindell, 49.5 |
| 1992-93 | Shannon Bradley, 34.3 |

Free-Throw Pct.

| Year | FT% |
|---------|----------------------|
| 1982-83 | Sheila Willis, 67.2 |
| 1983-84 | Sandra Roberts, 71.9 |

Yearly Individual Leaders

| | |
|---------|------------------------|
| 1993-94 | Shannon Bradley, 39.9 |
| 1994-95 | Cindy Combs, 39.8 |
| 1995-96 | Meredith Inman, 37.5 |
| 1996-97 | Joanna Cuprys, 49.2 |
| 1997-98 | Janet Chadwick, 46.6 |
| 1998-99 | Rima Petronyte, 40.4 |
| 1999-00 | Rima Brazenas, 44.0 |
| 2000-01 | Monika Dajksler, 37.1 |
| 2001-02 | Malgorzata Morka, 34.8 |
| 2002-03 | Malgorzata Morka, 39.4 |
| 2003-04 | Malgorzata Morka, 39.8 |
| 2004-05 | Shavonder Clarke, 40.9 |
| 2005-06 | Shavonder Clarke, 30.7 |



| | |
|---------|------------------------|
| 1988-89 | Kelly Alsup, 6.4 |
| 1989-90 | Mindi Beaver, 8.8 |
| 1990-91 | DeWayna Jacobs, 8.1 |
| 1991-92 | DeWayna Jacobs, 7.6 |
| 1992-93 | Monica Fouch, 7.6 |
| 1993-94 | Aridth Gibbons, 8.5 |
| 1994-95 | Aridth Gibbons, 7.2 |
| 1995-96 | Kim Watts, 9.4 |
| 1996-97 | Joanna Cuprys, 7.9 |
| 1997-98 | Dion Thornton, 9.3 |
| 1998-99 | Dion Thornton, 8.6 |
| 1999-00 | Ewelina Zmuda, 5.7 |
| 2000-01 | Anna Szaniecka, 7.1 |
| 2001-02 | Denisha Ferguson, 10.3 |
| 2002-03 | Denisha Ferguson, 9.5 |
| 2003-04 | Denisha Ferguson, 9.9 |
| 2004-05 | Shavonder Clarke, 8.8 |
| 2005-06 | Shavonder Clarke, 11.2 |



| | |
|---------|---------------------------|
| 1983-84 | Sandra Roberts, 75 |
| 1984-85 | Sandra Roberts, 56 |
| 1985-86 | Sharon Baldwin, 97 |
| 1986-87 | Robin Shaw, 109 |
| 1987-88 | Pam Fields, 134 |
| 1988-89 | Sherry Blackwell, 176 |
| 1989-90 | Gina Waldrip, 220 |
| 1990-91 | Stacie Jordan, 136 |
| 1991-92 | Staci Jordan, 156 |
| 1992-93 | Shannon Bradley, 143 |
| 1993-94 | Shannon Bradley, 185 |
| 1994-95 | Cindy Combs, 106 |
| 1995-96 | Janet Chadwick, 144 |
| 1996-97 | Christi Martin, 101 |
| 1997-98 | Mandy Thomas, 110 |
| 1998-99 | Rima Petronyte, 263 |
| 1999-00 | Rima Brazenas, 176 |
| 2000-01 | Lauren Gaines, 81 |
| 2001-02 | Lauren Gaines, 109 |
| 2002-03 | Lauren Gaines, 120 |
| 2003-04 | Lauren Gaines, 165 |
| 2004-05 | Dominika Mieszkowska, 150 |
| 2005-06 | Dominika Mieszkowska, 60 |



Rebounds

| Year | Rebounds |
|---------|-----------------------|
| 1982-83 | Beth Horne, 188 |
| 1983-84 | Beth Horne, 260 |
| 1984-85 | Vandi Smith, 251 |
| 1985-86 | Kelly Alsup, 219 |
| 1986-87 | Kelly Alsup, 241 |
| 1987-88 | Kelly Alsup, 283 |
| 1988-89 | Kelly Alsup, 179 |
| 1989-90 | Mindi Beaver, 236 |
| 1990-91 | DeWayna Jacobs, 250 |
| 1991-92 | DeWayna Jacobs, 236 |
| 1992-93 | Kim Watts, 203 |
| 1993-94 | Aridth Gibbons, 246 |
| 1994-95 | Aridth Gibbons, 194 |
| 1995-96 | Kim Watts, 263 |
| 1996-97 | Joanna Cuprys, 244 |
| 1997-98 | Dion Thornton, 261 |
| 1998-99 | Dion Thornton, 274 |
| 1999-00 | Ewelina Zmuda, 170 |
| 2000-01 | Anna Szaniecka, 191 |
| 2001-02 | Denisha Ferguson, 277 |
| 2002-03 | Denisha Ferguson, 256 |
| 2003-04 | Denisha Ferguson, 287 |
| 2004-05 | Shavonder Clarke, 264 |
| 2005-06 | Shavonder Clarke, 280 |

Steals

| Year | Steals |
|---------|--------------------------------|
| 1982-83 | Sharon Willis, 34 |
| 1983-84 | Sandra Roberts, 55 |
| 1984-85 | Maria O'Brien, 52 |
| 1985-86 | Sharon Baldwin, 105 |
| 1986-87 | Sharon Baldwin, Pam Fields, 67 |
| 1987-88 | April Barton, 90 |
| 1988-89 | April Barton, 84 |
| 1989-90 | Jenny Trammel, 108 |
| 1990-91 | Tracy Marchmann, 62 |
| 1991-92 | Tracy Marchmann, 105 |
| 1992-93 | Shannon Bradley, 85 |
| 1993-94 | Shannon Bradley, 93 |
| 1994-95 | Suzan Shirley, 45 |
| 1995-96 | Janet Chadwick, 60 |
| 1996-97 | Joanna Cuprys, 70 |
| 1997-98 | Mandy Thomas, 52 |
| 1998-99 | Rima Petronyte, 123 |
| 1999-00 | Rima Brazenas, 144 |
| 2000-01 | Amie Kane, 87 |
| 2001-02 | Mareme Konate, 42 |
| 2002-03 | Kristina Usaite, 40 |
| 2003-04 | Kristina Usaite, 46 |
| 2004-05 | Shavonder Clarke, 80 |
| 2005-06 | Shavonder Clarke, 69 |

Assists

| Year | Assists |
|---------|---------------------|
| 1982-83 | Lisa Alexander, 124 |

Blocked Shots

| Year | Blocks |
|---------|------------------------------------|
| 1982-83 | Beth Horne, 20 |
| 1983-84 | Beth Horne, 55 |
| 1984-85 | Sandra Roberts, Donna Stevenson, 9 |
| 1985-86 | Angie Penrod, 25 |
| 1986-87 | Jenny Henderson, 33 |
| 1987-88 | Jenny Henderson, 43 |
| 1988-89 | Jenny Henderson, 28 |
| 1989-90 | Mindi Beaver, Mandy Hammett, 15 |
| 1990-91 | DeWayna Jacobs, 65 |
| 1991-92 | DeWayna Jacobs, 64 |
| 1992-93 | Kim Watts, 14 |
| 1993-94 | Sarah McAllister, 13 |
| 1994-95 | Aridth Gibbons, 11 |
| 1995-96 | Janet Chadwick, 21 |
| 1996-97 | Joanna Cuprys, 49 |
| 1997-98 | Ewelina Zmuda, 34 |
| 1998-99 | Dion Thornton, 40 |
| 1999-00 | Ewelina Zmuda, 172 |
| 2000-01 | Justine Pivac, 24 |
| 2001-02 | Denisha Ferguson, 19 |
| 2002-03 | Kristina Usaite, 21 |
| 2003-04 | Kristina Usaite, 43 |
| 2004-05 | Lauren Harris, 165 |
| 2005-06 | Ngoneh Gaye, 20 |

Rebounds per Game

| Year | Rebounds per Game |
|---------|-------------------|
| 1982-83 | Beth Horne, 8.2 |
| 1983-84 | Beth Horne, 9.6 |
| 1984-85 | Vandi Smith, 8.7 |
| 1985-86 | Kelly Alsup, 8.1 |
| 1986-87 | Kelly Alsup, 8.6 |
| 1987-88 | Kelly Alsup, 9.1 |

Yearly Team Totals

Points

| Year | Points |
|---------|--------|
| 1982-83 | 1380 |
| 1983-84 | 1717 |
| 1984-85 | 1868 |
| 1985-86 | 2111 |
| 1986-87 | 2199 |
| 1987-88 | 2539 |
| 1988-89 | 2205 |
| 1989-90 | 2128 |
| 1990-91 | 2433 |
| 1991-92 | 2424 |
| 1992-93 | 2130 |
| 1993-94 | 2180 |
| 1994-95 | 1985 |
| 1995-96 | 1973 |
| 1996-97 | 2581 |
| 1997-98 | 2081 |
| 1998-99 | 2526 |
| 1999-00 | 2180 |
| 2000-01 | 2027 |
| 2001-02 | 1963 |
| 2002-03 | 1992 |
| 2003-04 | 2231 |
| 2004-05 | 2161 |
| 2005-06 | 1717 |

Field Goals Made

| Year | FGM |
|---------|------|
| 1982-83 | 562 |
| 1983-84 | 698 |
| 1984-85 | 776 |
| 1985-86 | 853 |
| 1986-87 | 918 |
| 1987-88 | 997 |
| 1988-89 | 870 |
| 1989-90 | 818 |
| 1990-91 | 910 |
| 1991-92 | 922 |
| 1992-93 | 785 |
| 1993-94 | 821 |
| 1994-95 | 727 |
| 1995-96 | 743 |
| 1996-97 | 977 |
| 1997-98 | 809 |
| 1998-99 | 1001 |
| 1999-00 | 848 |
| 2000-01 | 134 |
| 2001-02 | 739 |
| 2002-03 | 707 |
| 2003-04 | 740 |
| 2004-05 | 760 |
| 2005-06 | 636 |

Field Goal Pct.

| Year | FG% |
|---------|------|
| 1982-83 | 39.7 |
| 1983-84 | 40.5 |
| 1984-85 | 40.0 |
| 1985-86 | 44.1 |
| 1986-87 | 47.1 |
| 1987-88 | 46.4 |
| 1988-89 | 49.8 |
| 1989-90 | 49.0 |
| 1990-91 | 45.7 |
| 1991-92 | 47.2 |
| 1992-93 | 43.2 |
| 1993-94 | 43.6 |
| 1994-95 | 42.2 |
| 1995-96 | 44.7 |
| 1996-97 | 48.6 |
| 1997-98 | 47.3 |
| 1998-99 | 47.9 |
| 1999-00 | 45.4 |
| 2000-01 | 41.6 |
| 2001-02 | 43.2 |
| 2002-03 | 42.4 |
| 2003-04 | 41.6 |
| 2004-05 | 39.3 |
| 2005-06 | 35.0 |

FT Attempts

| Year | FTA |
|---------|-----|
| 1982-83 | 442 |
| 1983-84 | 520 |
| 1984-85 | 527 |
| 1985-86 | 651 |
| 1986-87 | 560 |
| 1987-88 | 777 |
| 1988-89 | 609 |
| 1989-90 | 652 |
| 1990-91 | 749 |
| 1991-92 | 674 |
| 1992-93 | 592 |
| 1993-94 | 681 |
| 1994-95 | 641 |
| 1995-96 | 655 |
| 1996-97 | 723 |
| 1997-98 | 627 |
| 1998-99 | 751 |
| 1999-00 | 587 |
| 2000-01 | 611 |
| 2001-02 | 502 |
| 2002-03 | 624 |
| 2003-04 | 722 |
| 2004-05 | 624 |
| 2005-06 | 425 |

Points Per Game

| Year | PPG |
|---------|------|
| 1982-83 | 60.0 |
| 1983-84 | 63.6 |
| 1984-85 | 62.3 |
| 1985-86 | 75.4 |
| 1986-87 | 78.5 |
| 1987-88 | 79.3 |
| 1988-89 | 78.8 |
| 1989-90 | 73.4 |
| 1990-91 | 78.5 |
| 1991-92 | 78.2 |
| 1992-93 | 71.0 |
| 1993-94 | 75.2 |
| 1994-95 | 73.5 |
| 1995-96 | 68.0 |
| 1996-97 | 80.7 |
| 1997-98 | 74.3 |
| 1998-99 | 78.3 |
| 1999-00 | 72.7 |
| 2000-01 | 75.1 |
| 2001-02 | 72.7 |
| 2002-03 | 68.7 |
| 2003-04 | 76.9 |
| 2004-05 | 72.0 |
| 2005-06 | 63.6 |

FG Attempts

| Year | FGA |
|---------|------|
| 1982-83 | 1417 |
| 1983-84 | 1722 |
| 1984-85 | 1942 |
| 1985-86 | 1934 |
| 1986-87 | 1948 |
| 1987-88 | 2150 |
| 1988-89 | 1746 |
| 1989-90 | 1671 |
| 1990-91 | 1991 |
| 1991-92 | 1954 |
| 1992-93 | 1819 |
| 1993-94 | 1881 |
| 1994-95 | 1734 |
| 1995-96 | 1663 |
| 1996-97 | 2011 |
| 1997-98 | 1709 |
| 1998-99 | 2090 |
| 1999-00 | 1867 |
| 2000-01 | 1748 |
| 2001-02 | 1709 |
| 2002-03 | 1667 |
| 2003-04 | 1778 |
| 2004-05 | 1935 |
| 2005-06 | 1815 |

Free-Throws

| Year | FTM |
|---------|-----|
| 1982-83 | 256 |
| 1983-84 | 321 |
| 1984-85 | 316 |
| 1985-86 | 405 |
| 1986-87 | 363 |
| 1987-88 | 529 |
| 1988-89 | 447 |
| 1989-90 | 435 |
| 1990-91 | 518 |
| 1991-92 | 468 |
| 1992-93 | 431 |
| 1993-94 | 424 |
| 1994-95 | 408 |
| 1995-96 | 430 |
| 1996-97 | 505 |
| 1997-98 | 407 |
| 1998-99 | 475 |
| 1999-00 | 400 |
| 2000-01 | 435 |
| 2001-02 | 332 |
| 2002-03 | 441 |
| 2003-04 | 545 |
| 2004-05 | 436 |
| 2005-06 | 274 |

Free-Throw Pct.

| Year | FT% |
|---------|------|
| 1982-83 | 57.9 |
| 1983-84 | 61.7 |
| 1984-85 | 60.0 |
| 1985-86 | 62.2 |
| 1986-87 | 64.8 |
| 1987-88 | 68.1 |
| 1988-89 | 73.4 |
| 1989-90 | 66.7 |
| 1990-91 | 69.2 |
| 1991-92 | 69.4 |
| 1992-93 | 72.8 |
| 1993-94 | 62.3 |
| 1994-95 | 63.7 |
| 1995-96 | 65.6 |
| 1996-97 | 69.8 |
| 1997-98 | 64.9 |
| 1998-99 | 63.2 |
| 1999-00 | 68.1 |
| 2000-01 | 71.2 |
| 2001-02 | 66.1 |
| 2002-03 | 70.7 |
| 2003-04 | 75.5 |
| 2004-05 | 69.9 |
| 2005-06 | 64.5 |



Yearly Team Totals

3-Pointers Made

| Year | 3PM |
|---------|-----|
| 1982-83 | — |
| 1983-84 | — |
| 1984-85 | — |
| 1985-86 | — |
| 1986-87 | — |
| 1987-88 | 22 |
| 1988-89 | 19 |
| 1989-90 | 51 |
| 1990-91 | 108 |
| 1991-92 | 108 |
| 1992-93 | 129 |
| 1993-94 | 114 |
| 1994-95 | 133 |
| 1995-96 | 57 |
| 1996-97 | 122 |
| 1997-98 | 56 |
| 1998-99 | 49 |
| 1999-00 | 84 |
| 2000-01 | 136 |
| 2001-02 | 153 |
| 2002-03 | 137 |
| 2003-04 | 206 |
| 2004-05 | 205 |
| 2005-06 | 171 |

3-Point Attempts

| Year | 3PA |
|---------|-----|
| 1982-83 | — |
| 1983-84 | — |
| 1984-85 | — |
| 1985-86 | — |
| 1986-87 | — |
| 1987-88 | 59 |
| 1988-89 | 59 |
| 1989-90 | 104 |
| 1990-91 | 264 |
| 1991-92 | 251 |
| 1992-93 | 356 |
| 1993-94 | 344 |
| 1994-95 | 366 |
| 1995-96 | 191 |
| 1996-97 | 292 |
| 1997-98 | 156 |
| 1998-99 | 166 |
| 1999-00 | 229 |
| 2000-01 | 427 |
| 2001-02 | 462 |
| 2002-03 | 443 |
| 2003-04 | 599 |
| 2004-05 | 593 |
| 2005-06 | 628 |

3-Point Pct.

| Year | 3PT% |
|---------|------|
| 1982-83 | — |
| 1983-84 | — |
| 1984-85 | — |
| 1985-86 | — |
| 1986-87 | — |
| 1987-88 | 37.3 |
| 1988-89 | 32.2 |
| 1989-90 | 49.0 |
| 1990-91 | 40.9 |
| 1991-92 | 43.0 |
| 1992-93 | 36.2 |
| 1993-94 | 33.1 |
| 1994-95 | 33.6 |
| 1995-96 | 29.8 |
| 1996-97 | 41.8 |
| 1997-98 | 35.9 |
| 1998-99 | 29.5 |
| 1999-00 | 36.7 |
| 2000-01 | 31.9 |
| 2001-02 | 33.1 |
| 2002-03 | 30.9 |
| 2003-04 | 34.4 |
| 2004-05 | 34.6 |
| 2005-06 | 27.2 |

Rebounds

| Year | Rebounds |
|---------|----------|
| 1982-83 | 925 |
| 1983-84 | 1153 |
| 1984-85 | 997 |
| 1985-86 | 1037 |
| 1986-87 | 1075 |
| 1987-88 | 1329 |
| 1988-89 | 924 |
| 1989-90 | 1073 |
| 1990-91 | 1175 |
| 1991-92 | 1335 |
| 1992-93 | 1309 |
| 1993-94 | 1319 |
| 1994-95 | 1227 |
| 1995-96 | 1219 |
| 1996-97 | 1354 |
| 1997-98 | 1117 |
| 1998-99 | 1359 |
| 1999-00 | 1115 |
| 2000-01 | 1164 |
| 2001-02 | 1096 |
| 2002-03 | 1217 |
| 2003-04 | 1215 |
| 2004-05 | 1320 |
| 2005-06 | 995 |

Steals

| Year | Steals |
|---------|--------|
| 1982-83 | 200 |
| 1983-84 | 274 |
| 1984-85 | 352 |
| 1985-86 | 430 |
| 1986-87 | 434 |
| 1987-88 | 495 |
| 1988-89 | 428 |
| 1989-90 | 365 |
| 1990-91 | 392 |
| 1991-92 | 386 |
| 1992-93 | 366 |
| 1993-94 | 305 |
| 1994-95 | 312 |
| 1995-96 | 322 |
| 1996-97 | 373 |
| 1997-98 | 297 |
| 1998-99 | 416 |
| 1999-00 | 417 |
| 2000-01 | 308 |
| 2001-02 | 256 |
| 2002-03 | 202 |
| 2003-04 | 243 |
| 2004-05 | 287 |
| 2005-06 | 314 |

Assists

| Year | Assists |
|---------|---------|
| 1982-83 | 335 |
| 1983-84 | 393 |
| 1984-85 | 299 |
| 1985-86 | 357 |
| 1986-87 | 493 |
| 1987-88 | 592 |
| 1988-89 | 587 |
| 1989-90 | 678 |
| 1990-91 | 580 |
| 1991-92 | 603 |
| 1992-93 | 556 |
| 1993-94 | 562 |
| 1994-95 | 485 |
| 1995-96 | 530 |
| 1996-97 | 634 |
| 1997-98 | 509 |
| 1998-99 | 678 |
| 1999-00 | 528 |
| 2000-01 | 436 |
| 2001-02 | 537 |
| 2002-03 | 487 |
| 2003-04 | 512 |
| 2004-05 | 418 |
| 2005-06 | 296 |

Blocked Shots

| Year | Blocks |
|---------|--------|
| 1982-83 | 48 |
| 1983-84 | 91 |
| 1984-85 | 36 |
| 1985-86 | 66 |
| 1986-87 | 100 |
| 1987-88 | 108 |
| 1988-89 | 81 |
| 1989-90 | 41 |
| 1990-91 | 96 |
| 1991-92 | 103 |
| 1992-93 | 56 |
| 1993-94 | 38 |
| 1994-95 | 37 |
| 1995-96 | 60 |
| 1996-97 | 88 |
| 1997-98 | 138 |
| 1998-99 | 118 |
| 1999-00 | 106 |
| 2000-01 | 68 |
| 2001-02 | 64 |
| 2002-03 | 80 |
| 2003-04 | 86 |
| 2004-05 | 216 |
| 2005-06 | 56 |



Proud Sponsor of KSU ATHLETICS

Offering Students & Faculty

- *Totally Free Checking
- *Free Billpay
- *Free Online banking
- *Free Debit Card with VISA Rewards
- *And of course, FREE freshly baked cookies served everyday.....

Canton Road Branch
830 Old Piedmont Road
Marietta, GA 30066
770.919.0175
Julie Wright, Manager

FIDELITY
BANK

Member FDIC

+3 NEW ATM's on Campus Coming Soon

lionbank.com

Customer purchases checks.

All-time Players

Alexander, Lisa - Marietta, Georgia

| Year | PPG | GM | PTS | FG | FG% | FT | FT% | 3PT | 3P% | REB | RPG | STL | AST | BL |
|---------|-----|----|--------|-----|------|-------|------|-----|-----|-----|-----|-----|-----|----|
| 1982-83 | 7.7 | 21 | 162-53 | 167 | 31.7 | 56-84 | 66.7 | -- | -- | 77 | 3.7 | 31 | 124 | 2 |
| CAREER | 7.7 | 21 | 162-53 | 167 | 31.7 | 56-84 | 66.7 | -- | -- | 77 | 3.7 | 31 | 124 | 2 |

Alsop, Kelly - Marietta, Georgia

| Year | PPG | GM | PTS | FG | FG% | FT | FT% | 3PT | 3P% | REB | RPG | STL | AST | BL |
|---------|------|-----|------|----------|------|---------|------|-----|------|-----|-----|-----|-----|----|
| 1988-89 | 18.1 | 28 | 506 | 194-335 | 57.9 | 118-149 | 79.2 | 0-1 | 00.0 | 179 | 6.4 | 37 | 25 | 10 |
| 1987-88 | 19.5 | 31 | 604 | 223-403 | 55.3 | 158-216 | 73.1 | 0-0 | 00.0 | 283 | 9.1 | 64 | 45 | 20 |
| 1986-87 | 15.3 | 28 | 429 | 162-343 | 47.2 | 105-149 | 70.5 | -- | -- | 241 | 8.6 | 40 | 22 | 12 |
| 1985-86 | 11.1 | 27 | 301 | 117-263 | 44.9 | 67-88 | 67.1 | -- | -- | 219 | 8.1 | 37 | 25 | 10 |
| CAREER | 16.1 | 114 | 1840 | 696-1344 | 51.8 | 448-602 | 74.4 | 0-1 | 00.0 | 922 | 8.1 | 178 | 117 | 52 |

Awards and Honors 1989, NAIA Honorable Mention All-American; 1989, NAIA All-District ;1989, All-Georgia Intercollegiate Athletic Conference; 1988 NAIA Honorable Mention All-American; 1988 NAIA All-District ;1988, All-Georgia Intercollegiate Athletic Conference; 1987 NAIA All-District ;1987 All-Georgia Intercollegiate Athletic Conference; 1986 NAIA District All-Freshman Team; 1986 NAIA All-District; 1986 All-Georgia Intercollegiate Athletic Conference.

Anderson, Shanda - Egg Harbor, New Jersey

| Year | PPG | GM | PTS | FG | FG% | FT | FT% | 3PT | 3P% | REB | RPG | STL | AST | BL |
|---------|-----|----|-----|------|------|-----|------|-----|------|-----|-----|-----|-----|----|
| 2005-06 | 0.7 | 11 | 8 | 4-18 | 22.2 | 0-0 | 00.0 | 0-5 | 00.0 | 5 | 0.5 | 0 | 2 | 0 |
| CAREER | 0.7 | 11 | 8 | 4-18 | 22.2 | 0-0 | 00.0 | 0-5 | 00.0 | 5 | 0.5 | 0 | 2 | 0 |

Andrews, Tamica - Eatonton, Georgia

| Year | PPG | GM | PTS | FG | FG% | FT | FT% | 3PT | 3P% | REB | RPG | STL | AST | BL |
|---------|-----|----|-----|-----|------|-----|------|-----|------|-----|-----|-----|-----|----|
| 2000-01 | 1.8 | 5 | 9 | 2-3 | 66.7 | 5-7 | 71.4 | 0-0 | 00.0 | 5 | 1.0 | 0 | 0 | 0 |
| CAREER | 1.8 | 5 | 9 | 2-3 | 66.7 | 5-7 | 71.4 | 0-0 | 00.0 | 5 | 1.0 | 0 | 0 | 0 |

Anglin, Amanda - Norcross, Georgia

| Year | PPG | GM | PTS | FG | FG% | FT | FT% | 3PT | 3P% | REB | RPG | STL | AST | BL |
|---------|-----|----|-----|-------|------|------|------|-----|-------|-----|-----|-----|-----|----|
| 1999-00 | 1.2 | 22 | 26 | 10-25 | 40.0 | 5-12 | 41.7 | 1-1 | 100.0 | 21 | 1.0 | 16 | 9 | 0 |
| CAREER | 1.2 | 22 | 26 | 10-25 | 40.0 | 5-12 | 41.7 | 1-1 | 100.0 | 21 | 1.0 | 16 | 9 | 0 |

Anglin, Amy - Norcross, Georgia

| Year | PPG | GM | PTS | FG | FG% | FT | FT% | 3PT | 3P% | REB | RPG | STL | AST | BL |
|---------|-----|-----|-----|---------|------|---------|------|-------|------|-----|-----|-----|-----|----|
| 1999-00 | 5.8 | 28 | 161 | 67-194 | 34.5 | 26-41 | 63.4 | 1-6 | 16.7 | 89 | 3.2 | 53 | 52 | 0 |
| 1998-99 | 9.6 | 32 | 306 | 127-263 | 48.3 | 49-81 | 60.5 | 3-15 | 20.0 | 103 | 3.2 | 64 | 94 | 2 |
| 1997-98 | 6.3 | 27 | 170 | 45-122 | 36.9 | 59-82 | 72.0 | 21-61 | 34.4 | 60 | 2.2 | 51 | 96 | 2 |
| 1996-97 | 1.6 | 32 | 52 | 15-45 | 33.3 | 22-35 | 62.9 | 0-4 | 00.0 | 54 | 1.7 | 40 | 65 | 0 |
| CAREER | 5.8 | 119 | 689 | 254-624 | 40.1 | 156-239 | 65.3 | 25-86 | 29.1 | 306 | 2.6 | 208 | 307 | 4 |

Aniola, Paulina - Poznan, Poland

| Year | PPG | GM | PTS | FG | FG% | FT | FT% | 3PT | 3P% | REB | RPG | STL | AST | BL |
|---------|-----|----|-----|--------|------|-------|------|-------|------|-----|-----|-----|-----|----|
| 2003-04 | 5.1 | 23 | 117 | 36-95 | 37.9 | 21-30 | 70.0 | 24-63 | 38.1 | 59 | 2.6 | 14 | 20 | 5 |
| 2002-03 | 1.6 | 20 | 31 | 10-24 | 41.7 | 11-15 | 73.3 | 0-3 | 00.0 | 28 | 1.4 | 2 | 8 | 2 |
| 2001-02 | 1.4 | 20 | 28 | 10-25 | 40.0 | 8-18 | 44.4 | 0-1 | 00.0 | 20 | 1.0 | 1 | 7 | 2 |
| 2000-01 | 1.3 | 18 | 23 | 7-41 | 17.1 | 9-16 | 56.3 | 0-0 | 00.0 | 34 | 1.9 | 1 | 5 | 10 |
| CAREER | 2.5 | 81 | 199 | 63-185 | 34.1 | 49-79 | 62.0 | 24-67 | 35.8 | 141 | 1.7 | 18 | 40 | 19 |

Bailey, Yetta - McDonough, Georgia

| Year | PPG | GM | PTS | FG | FG% | FT | FT% | 3PT | 3P% | REB | RPG | STL | AST | BL |
|---------|-----|----|-----|-----|------|-----|------|-----|------|-----|-----|-----|-----|----|
| 2004-05 | 0.3 | 25 | 3 | 1-5 | 20.0 | 1-2 | 50.0 | 0-2 | 00.0 | 7 | 0.7 | 3 | 6 | 0 |
| CAREER | 0.3 | 25 | 3 | 1-5 | 20.0 | 1-2 | 50.0 | 0-2 | 00.0 | 7 | 0.7 | 3 | 6 | 0 |

Baker, Carol - Acworth, Georgia

| Year | PPG | GM | PTS | FG | FG% | FT | FT% | 3PT | 3P% | REB | RPG | STL | AST | BL |
|---------|-----|----|-----|-------|------|-------|------|-------|------|-----|-----|-----|-----|----|
| 1992-93 | 2.7 | 30 | 82 | 29-75 | 38.7 | 11-16 | 68.8 | 13-22 | 59.1 | 71 | 2.4 | 13 | 26 | 0 |
| CAREER | 2.7 | 30 | 82 | 29-75 | 38.7 | 11-16 | 68.8 | 13-22 | 59.1 | 71 | 2.4 | 13 | 26 | 0 |

Baker, Jennifer - Soperton, Georgia

| Year | PPG | GM | PTS | FG | FG% | FT | FT% | 3PT | 3P% | REB | RPG | STL | AST | BL |
|---------|-----|----|-----|--------|------|-------|------|-------|------|-----|-----|-----|-----|----|
| 2005-06 | 7.0 | 27 | 188 | 67-206 | 32.5 | 41-68 | 60.3 | 13-46 | 28.3 | 107 | 4.0 | 41 | 41 | 9 |
| CAREER | 7.0 | 27 | 188 | 67-206 | 32.5 | 41-68 | 60.3 | 13-46 | 28.3 | 107 | 4.0 | 41 | 41 | 9 |

Baldwin, Sharon - Smyrna, Georgia

| Year | PPG | GM | PTS | FG | FG% | FT | FT% | 3PT | 3P% | REB | RPG | STL | AST | BL |
|---------|------|----|-----|---------|------|---------|------|-----|-----|-----|-----|-----|-----|----|
| 1986-87 | 20.2 | 16 | 323 | 146-264 | 55.3 | 31-46 | 67.4 | -- | -- | 89 | 5.6 | 67 | 83 | 16 |
| 1985-86 | 18.1 | 28 | 508 | 207-399 | 51.9 | 94-127 | 74.0 | -- | -- | 127 | 4.5 | 105 | 97 | 15 |
| CAREER | 18.9 | 44 | 831 | 353-663 | 53.2 | 125-173 | 72.3 | -- | -- | 216 | 4.9 | 172 | 180 | 31 |

Awards and Honors 1986 NAIA District Freshman of the Year; 1986 NAIA District All-Freshman Team; 1986, NAIA All-District; All-Georgia Intercollegiate Athletic Conference.

All-time Players

Barton, April - Austell, Georgia

| Year | PPG | GM | PTS | FG | FG% | FT | FT% | 3PT | 3P% | REB | RPG | STL | AST | BL |
|---------|------|-----|------|---------|------|---------|------|------|------|-----|-----|-----|-----|----|
| 1986-89 | 8.8 | 28 | 245 | 99-232 | 42.7 | 45-63 | 71.4 | 4-11 | 36.4 | 93 | 3.3 | 84 | 132 | 2 |
| 1987-88 | 10.9 | 32 | 351 | 143-301 | 47.5 | 63-88 | 71.6 | 3-14 | 21.4 | 105 | 3.3 | 90 | 110 | 7 |
| 1988-89 | 12.1 | 27 | 328 | 145-284 | 51.1 | 38-59 | 64.4 | -- | -- | 96 | 3.6 | 61 | 95 | 8 |
| 1985-86 | 3.3 | 28 | 91 | 38-117 | 32.5 | 15-22 | 68.2 | -- | -- | 55 | 2.0 | 35 | 31 | 4 |
| CAREER | 8.8 | 115 | 1015 | 425-934 | 45.5 | 161-232 | 69.3 | 7-25 | 35.0 | 349 | 3.0 | 270 | 368 | 21 |

1989, All-Georgia Intercollegiate Athletic Conference.

Bates, Danielle - Memphis, Tennessee

| Year | PPG | GM | PTS | FG | FG% | FT | FT% | 3PT | 3P% | REB | RPG | STL | AST | BL |
|---------|-----|----|-----|---------|------|-------|------|--------|------|-----|-----|-----|-----|----|
| 2005-06 | 9.8 | 24 | 234 | 82-251 | 32.7 | 45-60 | 75.0 | 25-90 | 27.8 | 91 | 3.8 | 46 | 45 | 5 |
| 2004-05 | 5.5 | 21 | 116 | 37-126 | 29.4 | 29-34 | 85.3 | 13-52 | 25.0 | 81 | 3.9 | 22 | 25 | 6 |
| 2003-04 | 5.5 | 4 | 22 | 8-25 | 32.0 | 1-2 | 50.0 | 5-13 | 38.5 | 10 | 2.5 | 5 | 11 | 1 |
| CAREER | 7.6 | 49 | 372 | 127-402 | 31.6 | 75-96 | 78.1 | 43-155 | 27.7 | 182 | 3.7 | 73 | 81 | 12 |

Beaver, Mindi - Acworth, Georgia

| Year | PPG | GM | PTS | FG | FG% | FT | FT% | 3PT | 3P% | REB | RPG | STL | AST | BL |
|---------|------|-----|------|----------|------|---------|------|-----|------|-----|-----|-----|-----|----|
| 1990-91 | 10.2 | 30 | 305 | 117-280 | 41.8 | 71-109 | 65.1 | 0-2 | 00.0 | 187 | 6.2 | 47 | 26 | 12 |
| 1989-90 | 15.4 | 29 | 446 | 182-360 | 50.6 | 82-122 | 67.2 | -- | -- | 236 | 8.8 | 47 | 29 | 15 |
| 1988-89 | 13.4 | 28 | 375 | 159-276 | 57.6 | 57-85 | 67.1 | -- | -- | 135 | 4.8 | 38 | 22 | 23 |
| 1987-88 | 11.9 | 32 | 380 | 160-342 | 46.8 | 60-88 | 68.2 | -- | -- | 170 | 5.3 | 42 | 14 | 15 |
| CAREER | 12.7 | 119 | 1506 | 618-1258 | 49.1 | 270-404 | 66.9 | 0-2 | 00.0 | 728 | 6.1 | 174 | 91 | 65 |

Awards and Honors 1991 NAIA All-District; 1991 All-Georgia Intercollegiate Athletic Conference; 1990 NAIA All-District ; 1990 All-Georgia Intercollegiate Athletic Conference; 1989, NAIA All-District; All-Georgia Intercollegiate Athletic Conference; 1988 NAIA District Freshman-of-the-Year; 1988 NAIA District All-Freshman Team.

Bell, Heather - Jackson, Tennessee

| Year | PPG | GM | PTS | FG | FG% | FT | FT% | 3PT | 3P% | REB | RPG | STL | AST | BL |
|---------|-----|----|-----|------|------|-----|------|------|-----|-----|-----|-----|-----|----|
| 1997-98 | 1.4 | 8 | 11 | 3-20 | 15.0 | 4-7 | 57.1 | 1-11 | 9.1 | 1.0 | 3 | 3 | 0 | 3 |
| CAREER | 1.4 | 8 | 11 | 3-20 | 15.0 | 4-7 | 57.1 | 1-11 | 9.1 | 8 | 1.0 | 3 | 3 | 0 |

Benson, Jasmine - Gainesville, Georgia

| Year | PPG | GM | PTS | FG | FG% | FT | FT% | 3PT | 3P% | REB | RPG | STL | AST | BL |
|---------|-----|----|-----|-------|------|-------|------|-------|------|-----|-----|-----|-----|----|
| 2002-03 | 2.7 | 29 | 77 | 24-77 | 31.2 | 16-23 | 69.6 | 13-54 | 24.1 | 34 | 1.2 | 11 | 27 | 0 |
| CAREER | 2.7 | 29 | 77 | 24-77 | 31.2 | 16-23 | 69.6 | 13-54 | 24.1 | 34 | 1.2 | 11 | 27 | 0 |

Berdanis, Vicki - Marietta, Georgia

| Year | PPG | GM | PTS | FG | FG% | FT | FT% | 3PT | 3P% | REB | RPG | STL | AST | BL |
|---------|-----|----|-----|---------|------|-------|------|-----|-----|-----|-----|-----|-----|----|
| 1983-84 | 6.6 | 27 | 179 | 81-225 | 36.0 | 17-21 | 81.0 | -- | -- | 52 | 1.9 | 44 | 65 | 1 |
| 1982-83 | 4.2 | 18 | 76 | 34-105 | 32.4 | 8-12 | 66.7 | -- | -- | 23 | 1.3 | 20 | 55 | 2 |
| CAREER | 5.7 | 45 | 255 | 115-330 | 34.9 | 25-33 | 75.8 | -- | -- | 75 | 1.7 | 64 | 120 | 3 |

Blackwell, Sherry - Acworth, Georgia

| Year | PPG | GM | PTS | FG | FG% | FT | FT% | 3PT | 3P% | REB | RPG | STL | AST | BL |
|---------|-----|----|-----|---------|------|-------|------|-------|------|-----|-----|-----|-----|----|
| 1989-90 | 6.9 | 7 | 48 | 17-43 | 40.4 | 11-15 | 73.3 | 3-10 | 30.0 | 20 | 2.9 | 18 | 38 | 0 |
| 1988-89 | 7.5 | 27 | 202 | 73-158 | 46.2 | 40-51 | 78.4 | 14-43 | 32.6 | 73 | 2.7 | 75 | 176 | 4 |
| 1987-88 | 3.2 | 31 | 98 | 40-99 | 49.3 | 16-26 | 61.5 | 2-4 | 50.0 | 39 | 1.3 | 40 | 95 | 1 |
| CAREER | 5.4 | 65 | 348 | 130-300 | 43.3 | 67-92 | 72.8 | 19-57 | 33.3 | 132 | 2.0 | 133 | 309 | 5 |

Awards and Honors 1988 NAIA District All-Freshman Team.

Boggs, Stacey - Greensboro, North Carolina

| Year | PPG | GM | PTS | FG | FG% | FT | FT% | 3PT | 3P% | REB | RPG | STL | AST | BL |
|---------|-----|----|-----|-------|------|-------|------|-----|------|-----|-----|-----|-----|----|
| 1992-93 | 4.1 | 17 | 70 | 30-52 | 57.7 | 10-15 | 66.7 | 0-0 | 00.0 | 34 | 2.0 | 5 | 8 | 5 |
| CAREER | 4.1 | 17 | 70 | 30-52 | 57.7 | 10-15 | 66.7 | 0-0 | 00.0 | 34 | 2.0 | 5 | 8 | 5 |

Bonds, Jeanna - Dakar, Senegal

| Year | PPG | GM | PTS | FG | FG% | FT | FT% | 3PT | 3P% | REB | RPG | STL | AST | BL |
|---------|-----|----|-----|-------|------|-------|------|-----|-----|-----|-----|-----|-----|----|
| 1983-84 | 2.9 | 24 | 70 | 22-67 | 32.8 | 26-36 | 72.2 | -- | -- | 79 | 3.3 | 7 | 24 | 1 |
| CAREER | 2.9 | 24 | 70 | 22-67 | 32.8 | 26-36 | 72.2 | -- | -- | 79 | 3.3 | 7 | 24 | 1 |

Boyles, Jenea - Trion, Georgia

| Year | PPG | GM | PTS | FG | FG% | FT | FT% | 3PT | 3P% | REB | RPG | STL | AST | BL |
|---------|-----|----|-----|-------|------|-------|------|-----|------|-----|-----|-----|-----|----|
| 1991-92 | 1.3 | 12 | 15 | 5-9 | 55.6 | 5-9 | 55.6 | 0-0 | 00.0 | 11 | 0.9 | 5 | 0 | 0 |
| 1990-91 | 2.0 | 11 | 22 | 8-15 | 53.3 | 6-9 | 66.7 | 0-0 | 00.0 | 15 | 1.4 | 3 | 0 | 0 |
| CAREER | 1.6 | 23 | 37 | 13-24 | 54.2 | 11-18 | 61.1 | 0-0 | 00.0 | 26 | 1.1 | 8 | 0 | 0 |

Bradley, Shannon - Lilburn, Georgia

| Year | PPG | GM | PTS | FG | FG% | FT | FT% | 3PT | 3P% | REB | RPG | STL | AST | BL |
|---------|------|----|-----|---------|------|---------|------|--------|------|-----|-----|-----|-----|----|
| 1993-94 | 15.9 | 29 | 462 | 145-369 | 39.3 | 115-163 | 70.6 | 57-143 | 39.9 | 165 | 5.7 | 93 | 185 | 0 |
| 1992-93 | 13.9 | 30 | 417 | 140-398 | 35.2 | 79-104 | 76.0 | 58-169 | 34.3 | 138 | 4.6 | 85 | 143 | 1 |

All-time Players

| | | | | | | | | | | | | | | |
|---------|------|-----|------|----------|------|---------|------|---------|------|-----|-----|-----|-----|---|
| 1991-92 | 9.4 | 26 | 264 | 87-225 | 38.7 | 62-89 | 69.7 | 28-83 | 33.7 | 103 | 4.0 | 42 | 68 | 1 |
| 1990-91 | 12.3 | 30 | 369 | 130-319 | 40.8 | 69-99 | 69.7 | 40-104 | 38.5 | 129 | 4.3 | 44 | 82 | 1 |
| CAREER | 13.1 | 115 | 1512 | 502-1311 | 38.3 | 325-455 | 71.4 | 183-499 | 36.7 | 535 | 4.7 | 264 | 478 | 3 |

Awards and Honors 1994, NAIA Division I All-Southeast Region Independent Team; 1994, NAIA All-District, 1993, NAIA All-District ; 1991, NAIA District Freshman-of-the-Year; 1991 NAIA District All-Freshman Team.

Brazenas, Rima - Ukmerge, Lithuania

| Year | PPG | GM | PTS | FG | FG% | FT | FT% | 3PT | 3P% | REB | RPG | STL | AST | BL |
|---------|------|----|-----|---------|------|--------|------|--------|------|-----|-----|-----|-----|----|
| 1999-00 | 13.3 | 30 | 399 | 156-297 | 52.5 | 43-61 | 70.5 | 44-100 | 44.0 | 143 | 4.8 | 144 | 176 | 7 |
| 1998-99 | 9.2 | 31 | 284 | 106-227 | 46.7 | 34-57 | 59.6 | 38-94 | 40.4 | 140 | 4.5 | 123 | 63 | 5 |
| CAREER | 11.2 | 61 | 683 | 262-524 | 50.0 | 77-118 | 65.3 | 82-194 | 42.2 | 283 | 4.5 | 267 | 439 | 12 |

Awards and Honors 2000, NCAA Division II Kodak All-American; 2000, Women's Division II Bulletin Third Team All-American; 2000, Peach Belt Conference Player-of-the-Year; 2000, NCAA Division II Daktronics All-America Third Team; 2000, NCAA Division II Daktronics All-South Atlantic Region First Team; 2000, NCAA Division II Women's Basketball Coaches Association All-District Three; 2000, All-Peach Belt Conference Team; 2000, Peach Belt Conference Player of the Week (January 24, January 31, February 7); 1999, NCAA Division II Daktronics All South Atlantic Region Second Team; 1999.

Brooks, Kristal - Powder Springs, Georgia

| Year | PPG | GM | PTS | FG | FG% | FT | FT% | 3PT | 3P% | REB | RPG | STL | AST | BL |
|---------|-----|----|-----|------|------|-----|-------|-----|------|-----|-----|-----|-----|----|
| 2002-03 | 2.3 | 8 | 18 | 6-13 | 46.2 | 3-3 | 1.000 | 3-5 | 60.0 | 8 | 1.0 | 2 | 3 | 0 |
| CAREER | 2.3 | 8 | 18 | 6-13 | 46.2 | 3-3 | 1.000 | 3-5 | 60.0 | 8 | 1.0 | 2 | 3 | 0 |

Carter, Angela - Chesapeake, Virginia

| Year | PPG | GM | PTS | FG | FG% | FT | FT% | 3PT | 3P% | REB | RPG | STL | AST | BL |
|---------|-----|----|-----|-------|------|-------|------|-----|------|-----|-----|-----|-----|----|
| 1994-95 | 4.0 | 27 | 109 | 31-88 | 35.2 | 45-72 | 62.5 | 2-6 | 33.3 | 55 | 2.0 | 28 | 69 | 1 |
| CAREER | 4.0 | 27 | 109 | 31-88 | 35.2 | 45-72 | 62.5 | 2-6 | 33.3 | 55 | 2.0 | 28 | 69 | 1 |

Carrington, Tori - Riverdale, Georgia

| Year | PPG | GM | PTS | FG | FG% | FT | FT% | 3PT | 3P% | REB | RPG | STL | AST | BL |
|---------|-----|----|-----|---------|------|--------|------|--------|------|-----|-----|-----|-----|----|
| 2002-03 | 5.4 | 29 | 157 | 65-194 | 33.5 | 20-35 | 57.1 | 7-42 | 16.7 | 113 | 3.9 | 32 | 82 | 12 |
| 2001-02 | 7.8 | 27 | 211 | 85-198 | 42.9 | 27-35 | 77.1 | 14-29 | 48.3 | 124 | 4.6 | 34 | 88 | 6 |
| 2000-01 | 6.9 | 26 | 179 | 74-174 | 42.5 | 19-32 | 59.4 | 12-47 | 25.5 | 113 | 4.3 | 44 | 53 | 18 |
| CAREER | 6.6 | 82 | 547 | 224-566 | 39.9 | 66-102 | 64.7 | 33-118 | 28.0 | 350 | 4.3 | 110 | 223 | 36 |

Chadwick, Janet - Canton, Georgia

| Year | PPG | GM | PTS | FG | FG% | FT | FT% | 3PT | 3P% | REB | RPG | STL | AST | BL |
|---------|------|-----|------|----------|------|---------|------|--------|------|-----|-----|-----|-----|----|
| 1997-98 | 16.3 | 26 | 423 | 106-307 | 52.1 | 76-91 | 83.5 | 27-58 | 46.6 | 104 | 4.0 | 40 | 78 | 8 |
| 1996-97 | 11.7 | 32 | 373 | 157-297 | 52.9 | 55-74 | 74.3 | 4-14 | 28.6 | 168 | 5.3 | 32 | 83 | 16 |
| 1995-96 | 11.7 | 29 | 338 | 134-320 | 41.9 | 45-69 | 65.2 | 25-84 | 29.8 | 132 | 4.6 | 60 | 144 | 21 |
| 1994-95 | 8.7 | 27 | 235 | 93-211 | 44.1 | 30-50 | 60.0 | 19-51 | 37.3 | 128 | 4.7 | 28 | 57 | 9 |
| CAREER | 12.0 | 114 | 1369 | 490-1135 | 43.2 | 206-284 | 72.5 | 75-207 | 36.2 | 532 | 4.7 | 160 | 362 | 54 |

Awards and Honors 1998, NCAA Division II Daktronics All-South Atlantic Region Second Team; 1998 Second Team All-Peach Belt Athletic Conference; 1997, Peach Belt Conference Player of the Week (December 8);

Chandler, Karen - Marietta, Georgia

| Year | PPG | GM | PTS | FG | FG% | FT | FT% | 3PT | 3P% | REB | RPG | STL | AST | BL |
|---------|-----|----|-----|---------|------|-------|------|-----|------|-----|-----|-----|-----|----|
| 1988-89 | 6.6 | 28 | 186 | 78-178 | 43.8 | 29-33 | 87.9 | 1-3 | 33.3 | 97 | 3.5 | 49 | 75 | 6 |
| 1987-88 | 2.1 | 32 | 67 | 24-69 | 34.8 | 24-33 | 72.7 | 0-0 | 0.0 | 66 | 2.1 | 31 | 39 | 0 |
| 1986-87 | 2.2 | 18 | 39 | 15-55 | 27.3 | 9-14 | 64.3 | -- | -- | 29 | 1.6 | 19 | 16 | 1 |
| 1985-86 | 1.2 | 20 | 23 | 7-31 | 22.6 | 9-16 | 56.3 | -- | -- | 20 | 1.0 | 15 | 13 | 2 |
| CAREER | 3.2 | 98 | 315 | 124-333 | 37.2 | 71-96 | 74.0 | 1-3 | 33.3 | 212 | 2.2 | 114 | 143 | 9 |

Cisse, Fatou - Dakar, Senegal

| Year | PPG | GM | PTS | FG | FG% | FT | FT% | 3PT | 3P% | REB | RPG | STL | AST | BL |
|---------|-----|----|-----|-------|------|------|------|------|------|-----|-----|-----|-----|----|
| 1997-98 | 5.0 | 6 | 30 | 10-33 | 30.3 | 4-11 | 36.4 | 6-16 | 37.5 | 12 | 2.0 | 4 | 4 | 5 |
| CAREER | 5.0 | 6 | 30 | 10-33 | 30.3 | 4-11 | 36.4 | 6-16 | 37.5 | 12 | 2.0 | 4 | 4 | 5 |

Clarke, Shavonder - Euxema, Bahamas

| Year | PPG | GM | PTS | FG | FG% | FT | FT% | 3PT | 3P% | REB | RPG | STL | AST | BL |
|---------|------|----|------|---------|------|---------|------|--------|------|-----|------|-----|-----|----|
| 2005-06 | 18.5 | 25 | 462 | 187-448 | 41.7 | 57-93 | 61.3 | 31-101 | 30.7 | 280 | 11.2 | 69 | 42 | 10 |
| 2004-05 | 18.4 | 30 | 553 | 204-477 | 42.8 | 100-145 | 69.0 | 45-110 | 40.9 | 264 | 8.8 | 80 | 56 | 13 |
| CAREER | 18.5 | 55 | 1015 | 391-925 | 42.3 | 157-238 | 66.0 | 76-211 | 36.0 | 544 | 9.9 | 149 | 98 | 23 |

Awards and Honors 2006 All-Atlantic Sun Conference Second Team; 2005, Atlantic Sun Conference Player of the Week (December 5, December 12); 2005, NCAA Division II Honorable Mention All-American; 2005, All-South Atlantic Region First Team; 2005 All-Peach Belt Conference First Team; 2005, Peach Belt Conference Player of the Week (February 2); 2004, Peach Belt Conference Player of the Week (November 22).

Clifton, Jennifer - Savannah, Georgia

| Year | PPG | GM | PTS | FG | FG% | FT | FT% | 3PT | 3P% | REB | RPG | STL | AST | BL |
|---------|-----|----|-----|---------|------|--------|------|-------|------|-----|-----|-----|-----|----|
| 1998-99 | 5.6 | 30 | 169 | 63-194 | 32.5 | 37-57 | 64.9 | 6-43 | 14.0 | 113 | 3.8 | 32 | 62 | 13 |
| 1997-98 | 0.0 | 0 | 0 | 0-0 | 0.0 | 0-0 | 0.0 | 0-0 | 0.0 | 0 | 0.0 | 0 | 0 | 0 |
| 1996-97 | 5.5 | 32 | 175 | 65-155 | 41.9 | 28-44 | 63.6 | 17-51 | 33.3 | 72 | 2.3 | 44 | 93 | 4 |
| CAREER | 5.5 | 62 | 344 | 128-349 | 36.7 | 65-101 | 64.4 | 23-94 | 24.5 | 185 | 3.0 | 76 | 155 | 17 |

All-time Players

Code, Leslie - Denver, Colorado

| Year | PPG | GM | PTS | FG | FG% | FT | FT% | 3PT | 3P% | REB | RPG | STL | AST | BL |
|---------|-----|----|-----|------|------|-----|------|-----|------|-----|-----|-----|-----|----|
| 2002-03 | 1.6 | 10 | 16 | 5-15 | 33.3 | 5-9 | 55.6 | 1-4 | 25.0 | 7 | 9.7 | 3 | 3 | 0 |
| CAREER | 1.6 | 10 | 16 | 5-15 | 33.3 | 5-9 | 55.6 | 1-4 | 25.0 | 7 | 0.7 | 3 | 3 | 0 |

Coleman, Sarah - Folkston, Georgia

| Year | PPG | GM | PTS | FG | FG% | FT | FT% | 3PT | 3P% | REB | RPG | STL | AST | BL |
|---------|-----|----|-----|---------|------|-------|------|-----|------|-----|-----|-----|-----|----|
| 1998-99 | 1.9 | 26 | 48 | 17-50 | 34.0 | 14-22 | 63.6 | 0-3 | 00.0 | 30 | 1.2 | 9 | 13 | 0 |
| 1997-98 | 1.1 | 17 | 19 | 6-27 | 22.2 | 7-11 | 63.6 | 0-0 | 00.0 | 13 | 0.8 | 3 | 4 | 0 |
| 1996-97 | 3.8 | 25 | 94 | 38-75 | 50.7 | 18-27 | 66.7 | 0-0 | 00.0 | 47 | 1.9 | 12 | 17 | 1 |
| 1995-96 | 4.4 | 29 | 129 | 50-135 | 40.7 | 19-35 | 54.3 | 0-0 | 00.0 | 73 | 2.5 | 14 | 27 | 1 |
| CAREER | 3.0 | 97 | 290 | 111-287 | 38.7 | 58-95 | 61.1 | 0-3 | 00.0 | 163 | 1.7 | 38 | 61 | 2 |

Collins, Kelly - Blue Ridge, Georgia

| Year | PPG | GM | PTS | FG | FG% | FT | FT% | 3PT | 3P% | REB | RPG | STL | AST | BL |
|---------|-----|----|-----|------|------|-----|-------|-----|------|-----|-----|-----|-----|----|
| 1991-92 | 1.0 | 6 | 6 | 3-10 | 30.0 | 0-0 | 00.0 | 0-0 | 00.0 | 2 | 0.3 | 1 | 1 | 0 |
| CAREER | 1.0 | 19 | 18 | 7-29 | 24.1 | 4-4 | 100.0 | 0-1 | 00.0 | 15 | 0.8 | 10 | 2 | 1 |

Cook, Jocelyn - Rocky Face, Georgia

| Year | PPG | GM | PTS | FG | FG% | FT | FT% | 3PT | 3P% | REB | RPG | STL | AST | BL |
|---------|-----|----|-----|--------|------|-------|------|-------|------|-----|-----|-----|-----|----|
| 2000-01 | 3.3 | 19 | 62 | 24-72 | 33.3 | 7-8 | 87.5 | 7-26 | 26.9 | 41 | 2.2 | 4 | 14 | 0 |
| CAREER | 3.3 | 42 | 140 | 51-143 | 35.7 | 15-21 | 71.4 | 23-74 | 31.1 | 70 | 1.7 | 16 | 39 | 0 |

Combs, Cindy - Decatur, Tennessee

| Year | PPG | GM | PTS | FG | FG% | FT | FT% | 3PT | 3P% | REB | RPG | STL | AST | BL |
|---------|-----|----|-----|--------|------|-------|------|-------|------|-----|-----|-----|-----|----|
| 1994-95 | 7.1 | 27 | 193 | 60-138 | 43.5 | 38-50 | 76.0 | 35-88 | 39.8 | 53 | 2.0 | 42 | 106 | 0 |
| CAREER | 7.1 | 27 | 193 | 60-138 | 43.5 | 38-50 | 76.0 | 35-88 | 39.8 | 53 | 2.0 | 42 | 106 | 0 |

Connolly, Shannayl - El Cajon, California

| Year | PPG | GM | PTS | FG | FG% | FT | FT% | 3PT | 3P% | REB | RPG | STL | AST | BL |
|---------|-----|----|-----|-------|------|-------|------|------|------|-----|-----|-----|-----|----|
| 1997-98 | 1.1 | 13 | 14 | 7-16 | 43.8 | 0-0 | 00.0 | 0-2 | 00.0 | 20 | 1.5 | 3 | 4 | 0 |
| 1996-97 | 1.3 | 12 | 15 | 6-15 | 40.0 | 3-7 | 42.9 | 0-0 | 00.0 | 8 | 0.7 | 1 | 2 | 1 |
| 1995-96 | 1.3 | 24 | 31 | 10-31 | 32.3 | 10-13 | 76.9 | 1-6 | 16.7 | 26 | 1.1 | 5 | 16 | 1 |
| 1994-95 | 1.0 | 19 | 19 | 6-25 | 24.0 | 6-7 | 85.7 | 1-7 | 14.3 | 14 | 0.7 | 4 | 5 | 0 |
| CAREER | 1.2 | 68 | 79 | 29-87 | 33.3 | 19-27 | 70.4 | 2-13 | 15.4 | 68 | 1.0 | 13 | 27 | 2 |

Cuprys, Joanna - Wroclaw, Poland

| Year | PPG | GM | PTS | FG | FG% | FT | FT% | 3PT | 3P% | REB | RPG | STL | AST | BL |
|---------|------|----|-----|---------|------|---------|------|--------|------|-----|-----|-----|-----|----|
| 1996-97 | 26.0 | 31 | 807 | 289-555 | 52.1 | 137-163 | 84.0 | 92-187 | 49.2 | 244 | 7.9 | 87 | 71 | 49 |
| CAREER | 26.0 | 31 | 807 | 289-555 | 52.1 | 137-163 | 84.0 | 92-187 | 49.2 | 244 | 7.9 | 87 | 71 | 49 |

Awards and Honors 1997, NCAA Division II Kodak All-American; 1997, Women's Division II Bulletin First Team All-American; 1997, Peach Belt Conference Player-of-the-Year; 1997 First Team All-Peach Belt Conference; 1997, Peach Belt Conference Player of the Week (January 12, January 19, January 26, February 16).

Dajksler, Monika - Poznan, Poland

| Year | PPG | GM | PTS | FG | FG% | FT | FT% | 3PT | 3P% | REB | RPG | STL | AST | BL |
|---------|------|-----|------|----------|------|---------|------|--------|------|-----|-----|-----|-----|----|
| 2000-01 | 15.3 | 27 | 412 | 190-423 | 44.9 | 134-171 | 78.4 | 52-140 | 37.1 | 98 | 3.6 | 37 | 77 | 4 |
| 1999-00 | 11.3 | 30 | 340 | 128-289 | 44.3 | 68-83 | 81.9 | 16-51 | 31.4 | 108 | 3.6 | 30 | 72 | 5 |
| 1998-99 | 8.3 | 29 | 242 | 98-243 | 40.3 | 45-59 | 76.3 | 1-3 | 33.3 | 66 | 2.3 | 27 | 73 | 0 |
| 1997-98 | 6.9 | 28 | 192 | 78-167 | 46.7 | 35-63 | 55.6 | 1-2 | 50.0 | 57 | 2.0 | 23 | 80 | 4 |
| CAREER | 10.4 | 114 | 1186 | 494-1122 | 44.0 | 282-373 | 75.6 | 70-196 | 35.7 | 329 | 2.9 | 117 | 302 | 13 |

Awards and Honors 2001, All-Peach Belt Conference Second Team.

Denman, Dawn - Marietta, Georgia

| Year | PPG | GM | PTS | FG | FG% | FT | FT% | 3PT | 3P% | REB | RPG | STL | AST | BL |
|---------|-----|----|-----|-------|------|-------|------|-----|------|-----|-----|-----|-----|----|
| 1989-90 | 7.1 | 18 | 128 | 53-90 | 58.9 | 22-30 | 73.3 | 0-0 | 00.0 | 55 | 3.4 | 10 | 5 | 0 |
| CAREER | 7.1 | 18 | 128 | 53-90 | 58.9 | 22-30 | 73.3 | 0-0 | 00.0 | 55 | 3.4 | 10 | 5 | 0 |

Ducham, Dayna - Midland, Michigan

| Year | PPG | GM | PTS | FG | FG% | FT | FT% | 3PT | 3P% | REB | RPG | STL | AST | BL |
|---------|-----|----|-----|-------|------|-------|------|-------|------|-----|-----|-----|-----|----|
| 1993-94 | 2.1 | 28 | 58 | 18-77 | 23.4 | 11-21 | 52.4 | 11-50 | 22.0 | 33 | 1.2 | 6 | 22 | 0 |
| CAREER | 2.1 | 28 | 58 | 18-77 | 23.4 | 11-21 | 52.4 | 11-50 | 22.0 | 33 | 1.2 | 6 | 22 | 0 |

Dunn, Kathy - Acworth, Georgia

| Year | PPG | GM | PTS | FG | FG% | FT | FT% | 3PT | 3P% | REB | RPG | STL | AST | BL |
|---------|-----|----|-----|-----|------|-----|-------|-----|-----|-----|-----|-----|-----|----|
| 1982-83 | 0.4 | 5 | 2 | 0-0 | 00.0 | 2-2 | 100.0 | -- | -- | 4 | 0.8 | 0 | 0 | 0 |
| CAREER | 0.4 | 5 | 2 | 0-0 | 00.0 | 2-2 | 100.0 | -- | -- | 4 | 0.8 | 0 | 0 | 0 |

Fields, Pam - Franklin Springs, Georgia

| Year | PPG | GM | PTS | FG | FG% | FT | FT% | 3PT | 3P% | REB | RPG | STL | AST | BL |
|---------|-----|----|-----|---------|------|-------|------|-----|------|-----|-----|-----|-----|----|
| 1987-88 | 8.9 | 32 | 287 | 119-252 | 47.2 | 49-73 | 67.1 | 0-1 | 00.0 | 193 | 6.0 | 57 | 134 | 18 |

All-time Players



| | | | | | | | | | | | | | | |
|---------|-----|----|-----|---------|------|--------|------|-----|------|-----|-----|-----|-----|----|
| 1986-87 | 9.6 | 28 | 273 | 114-237 | 48.1 | 45-72 | 62.5 | -- | -- | 236 | 8.4 | 67 | 81 | 19 |
| CAREER | 9.3 | 60 | 560 | 233-489 | 47.7 | 94-145 | 64.5 | 0-0 | 00.0 | 429 | 7.2 | 124 | 215 | 37 |

Awards and Honors 1988, NAIA All-District.

Ferguson, Denisha - Clarksville, Tennessee

| Year | PPG | GM | PTS | FG | FG% | FT | FT% | 3PT | 3P% | REB | RPG | STL | AST | BL |
|---------|------|----|------|----------|------|---------|------|-------|------|-----|------|-----|-----|----|
| 2003-04 | 20.3 | 29 | 590 | 207-423 | 48.9 | 159-196 | 81.1 | 17-42 | 40.5 | 287 | 9.9 | 23 | 59 | 5 |
| 2002-03 | 19.0 | 29 | 551 | 212-386 | 54.9 | 125-156 | 80.1 | 2-4 | 50.0 | 280 | 9.7 | 24 | 42 | 13 |
| 2001-02 | 16.3 | 27 | 441 | 181-357 | 50.7 | 79-114 | 69.3 | 0-0 | 00.0 | 277 | 10.3 | 39 | 36 | 19 |
| CAREER | 18.6 | 85 | 1582 | 600-1166 | 51.4 | 363-466 | 77.9 | 19-46 | 41.3 | 844 | 9.9 | 86 | 137 | 37 |

Awards and Honors 2004 WABC First Team All-American, Daktronics First-Team All-American, Peach Belt Conference Player of the Year, First Team All-Peach Belt Conference; 2004, Peach Belt Conference Player of the Week (January 20, February 2, February 16); 2003, Peach Belt Conference Player of the Week (November 24); 2001, First Team All-Peach Belt Conference, Peach Belt Conference Player of the Week (February 11); 2002 First Team All-Peach Belt Conference, Peach Belt Conference Player of the Week (January 20, February 17)

Fouch, Monica - Hartsville, Georgia

| Year | PPG | GM | PTS | FG | FG% | FT | FT% | 3PT | 3P% | REB | RPG | STL | AST | BL |
|---------|------|----|-----|---------|------|---------|------|-----|-------|-----|-----|-----|-----|----|
| 1992-93 | 10 | 30 | 300 | 118-203 | 58.1 | 64-95 | 67.4 | 0-0 | 00.0 | 178 | 7.6 | 80 | 60 | 8 |
| 1991-92 | 9.9 | 31 | 308 | 111-199 | 55.8 | 85-119 | 71.4 | 1-1 | 100.0 | 201 | 6.5 | 48 | 36 | 3 |
| CAREER | 10.0 | 61 | 608 | 229-402 | 57.0 | 149-214 | 69.6 | 1-1 | 100.0 | 379 | 6.2 | 128 | 96 | 11 |

Awards and Honors 1992, NAIA District All-Freshman Team.

Gaines, Lauren - Cumming, Georgia

| Year | PPG | GM | PTS | FG | FG% | FT | FT% | 3PT | 3P% | REB | RPG | STL | AST | BL |
|---------|-----|-----|-----|---------|------|---------|------|---------|------|-----|-----|-----|-----|----|
| 2003-04 | 8.2 | 29 | 238 | 69-156 | 44.2 | 72-95 | 75.8 | 28-84 | 33.3 | 74 | 2.6 | 43 | 165 | 2 |
| 2002-03 | 5.8 | 29 | 168 | 42-130 | 32.3 | 61-83 | 73.5 | 23-76 | 30.3 | 73 | 2.5 | 21 | 132 | 1 |
| 2001-02 | 8.2 | 17 | 139 | 44-131 | 33.6 | 26-45 | 57.8 | 25-83 | 30.1 | 41 | 2.4 | 32 | 109 | 0 |
| 2000-01 | 6.6 | 27 | 178 | 56-190 | 29.5 | 35-52 | 67.3 | 31-98 | 31.6 | 79 | 2.9 | 24 | 81 | 0 |
| CAREER | 7.1 | 102 | 723 | 211-607 | 34.5 | 194-275 | 70.1 | 107-341 | 31.4 | 267 | 2.6 | 120 | 487 | 3 |

Galbiati, D.J. - Cleveland, Georgia

| Year | PPG | GM | PTS | FG | FG% | FT | FT% | 3PT | 3P% | REB | RPG | STL | AST | BL |
|---------|-----|----|-----|--------|------|-------|------|-------|------|-----|-----|-----|-----|----|
| 2005-06 | 1.7 | 17 | 29 | 9-35 | 25.7 | 7-13 | 53.8 | 4-22 | 18.2 | 10 | 0.6 | 13 | 2 | 1 |
| 2004-05 | 3.7 | 29 | 106 | 28-77 | 36.4 | 38-46 | 82.6 | 12-32 | 37.5 | 30 | 1.0 | 22 | 27 | 2 |
| CAREER | 2.9 | 46 | 135 | 37-112 | 33.0 | 45-59 | 76.2 | 16-54 | 29.6 | 40 | 0.9 | 35 | 29 | 3 |

Gates, Tiffany - Ottumwa, Iowa

| Year | PPG | GM | PTS | FG | FG% | FT | FT% | 3PT | 3P% | REB | RPG | STL | AST | BL |
|---------|-----|----|-----|------|------|------|------|-----|------|-----|-----|-----|-----|----|
| 2000-01 | 1.8 | 12 | 21 | 6-18 | 33.3 | 9-10 | 90.0 | 0-0 | 00.0 | 11 | 0.9 | 1 | 1 | 0 |
| CAREER | 1.8 | 12 | 21 | 6-18 | 33.3 | 9-10 | 90.0 | 0-0 | 00.0 | 11 | 0.9 | 1 | 1 | 0 |

Gaye, Ngoneh - Pawtucket, Rhode Island

| Year | PPG | GM | PTS | FG | FG% | FT | FT% | 3PT | 3P% | REB | RPG | STL | AST | BL |
|---------|-----|----|-----|--------|------|-------|------|-----|------|-----|-----|-----|-----|----|
| 2005-06 | 6.0 | 27 | 161 | 61-145 | 42.1 | 39-63 | 61.9 | 0-0 | 00.0 | 145 | 5.4 | 22 | 21 | 20 |
| CAREER | 6.0 | 27 | 161 | 61-145 | 42.1 | 39-63 | 61.9 | 0-0 | 00.0 | 145 | 5.1 | 22 | 21 | 20 |

Gibbons, Ardith - Brunswick, Georgia

| Year | PPG | GM | PTS | FG | FG% | FT | FT% | 3PT | 3P% | REB | RPG | STL | AST | BL |
|---------|------|----|-----|---------|------|---------|------|-----|------|-----|-----|-----|-----|----|
| 1994-95 | 9.7 | 27 | 261 | 97-198 | 49.0 | 67-97 | 69.1 | 0-1 | 00.0 | 194 | 7.2 | 27 | 12 | 11 |
| 1993-94 | 12.0 | 29 | 349 | 138-288 | 47.9 | 73-99 | 73.7 | 0-0 | 00.0 | 246 | 8.5 | 20 | 20 | 6 |
| 1992-93 | 8.2 | 30 | 245 | 99-212 | 46.7 | 47-69 | 68.1 | 0-0 | 00.0 | 130 | 4.3 | 6 | 12 | 13 |
| CAREER | 9.9 | 86 | 855 | 334-698 | 47.9 | 187-265 | 70.1 | 0-1 | 00.0 | 570 | 6.6 | 53 | 44 | 30 |

Awards and Honors 1995, Peach Belt Conference Player of the Week (January 16);

Gurley, Nikki - Blairsville, Georgia

| Year | PPG | GM | PTS | FG | FG% | FT | FT% | 3PT | 3P% | REB | RPG | STL | AST | BL |
|---------|-----|----|-----|---------|------|-------|------|--------|------|-----|-----|-----|-----|----|
| 2005-06 | 7.6 | 27 | 205 | 68-225 | 30.2 | 18-24 | 75.0 | 51-177 | 28.8 | 44 | 1.6 | 20 | 16 | 0 |
| 2004-05 | 5.8 | 26 | 152 | 47-130 | 36.2 | 30-43 | 69.8 | 28-88 | 31.8 | 48 | 1.8 | 11 | 21 | 0 |
| CAREER | 6.7 | 53 | 357 | 115-355 | 32.4 | 48-67 | 71.6 | 79-265 | 29.8 | 92 | 1.7 | 31 | 37 | 0 |

Hammett, Mandy - Lawrenceville, Georgia

| Year | PPG | GM | PTS | FG | FG% | FT | FT% | 3PT | 3P% | REB | RPG | STL | AST | BL |
|---------|------|----|-----|---------|------|--------|------|-----|------|-----|-----|-----|-----|----|
| 1991-92 | 10.3 | 6 | 62 | 26-43 | 60.5 | 10-11 | 90.9 | 0-0 | 00.0 | 34 | 5.7 | 9 | 5 | 1 |
| 1990-91 | 4.5 | 31 | 141 | 53-104 | 51.0 | 35-46 | 76.1 | 0-0 | 00.0 | 82 | 2.6 | 30 | 30 | 6 |
| 1989-90 | 7.7 | 29 | 222 | 87-152 | 57.2 | 48-66 | 72.7 | 0-0 | 00.0 | 98 | 3.7 | 22 | 32 | 15 |
| CAREER | 6.4 | 66 | 425 | 166-299 | 55.5 | 93-123 | 75.7 | 0-0 | 00.0 | 214 | 3.2 | 61 | 67 | 22 |

Awards and Honors 1990, NAIA District All-Freshman Team.

Harris, Dana - Smyrna, Georgia

| Year | PPG | GM | PTS | FG | FG% | FT | FT% | 3PT | 3P% | REB | RPG | STL | AST | BL |
|---------|-----|----|-----|-------|------|-------|------|-----|-----|-----|-----|-----|-----|----|
| 1985-86 | 4.7 | 20 | 93 | 39-98 | 39.8 | 15-37 | 40.5 | -- | -- | 16 | 0.8 | 21 | 34 | 0 |

All-time Players



CAREER 4.7 20 93 39-98 39.8 15-37 40.5 -- -- 16 0.8 21 34 0

Harris, Kim - Marietta, Georgia

| Year | PPG | GM | PTS | FG | FG% | FT | FT% | 3PT | 3P% | REB | RPG | STL | AST | BL |
|---------|-----|----|-----|-----|------|-----|------|-----|------|-----|-----|-----|-----|----|
| 1989-90 | 0.7 | 6 | 4 | 2-8 | 25.0 | 0-2 | 00.0 | 0-0 | 00.0 | 6 | 1.0 | 1 | 3 | 0 |
| CAREER | 0.7 | 6 | 4 | 2-8 | 25.0 | 0-2 | 00.0 | 0-0 | 00.0 | 6 | 1.0 | 1 | 3 | 0 |

Harris, Lauren - Columbia, Missouri

| Year | PPG | GM | PTS | FG | FG% | FT | FT% | 3PT | 3P% | REB | RPG | STL | AST | BL |
|---------|-----|----|-----|--------|------|-------|------|-----|------|-----|-----|-----|-----|-----|
| 2004-05 | 6.2 | 30 | 187 | 84-217 | 38.7 | 19-48 | 39.6 | 0-1 | 00.0 | 168 | 5.6 | 17 | 23 | 165 |
| CAREER | 6.2 | 30 | 187 | 84-217 | 38.7 | 19-48 | 39.6 | 0-1 | 00.0 | 168 | 5.6 | 17 | 23 | 165 |

Hasty, Lynne - Powder Springs, Georgia

| Year | PPG | GM | PTS | FG | FG% | FT | FT% | 3PT | 3P% | REB | RPG | STL | AST | BL |
|---------|-----|----|-----|------|------|-----|------|-----|-----|-----|-----|-----|-----|----|
| 1984-85 | 0.8 | 6 | 5 | 2-11 | 18.2 | 1-4 | 25.0 | -- | -- | 9 | 1.5 | 0 | 0 | 0 |
| CAREER | 0.8 | 6 | 5 | 2-11 | 18.2 | 1-4 | 25.0 | -- | -- | 9 | 1.5 | 0 | 0 | 0 |

Henderson, Jenni - Smyrna, Georgia

| Year | PPG | GM | PTS | FG | FG% | FT | FT% | 3PT | 3P% | REB | RPG | STL | AST | BL |
|---------|-----|----|-----|---------|------|--------|------|-----|------|-----|-----|-----|-----|-----|
| 1988-89 | 6.1 | 25 | 153 | 67-132 | 50.8 | 19-29 | 65.5 | 0-0 | 00.0 | 81 | 3.2 | 32 | 18 | 28 |
| 1987-88 | 4.8 | 32 | 153 | 65-157 | 41.4 | 23-37 | 62.1 | 0-0 | 00.0 | 101 | 3.2 | 35 | 16 | 43 |
| 1986-87 | 5.2 | 27 | 141 | 55-153 | 35.9 | 31-47 | 66.0 | -- | -- | 115 | 4.3 | 43 | 6 | 33 |
| CAREER | 5.3 | 84 | 447 | 187-442 | 42.3 | 73-113 | 64.5 | 0-0 | 00.0 | 297 | 3.5 | 110 | 40 | 104 |

Hernandez, Zane - Miami, Florida

| Year | PPG | GM | PTS | FG | FG% | FT | FT% | 3PT | 3P% | REB | RPG | STL | AST | BL |
|---------|-----|----|-----|--------|------|--------|------|-----|------|-----|-----|-----|-----|----|
| 1999-00 | 6.8 | 28 | 191 | 57-142 | 40.1 | 77-107 | 72.0 | 0-0 | 00.0 | 111 | 4.0 | 17 | 33 | 3 |
| CAREER | 6.8 | 28 | 191 | 57-148 | 40.1 | 77-107 | 72.0 | 0-0 | 00.0 | 111 | 4.0 | 17 | 33 | 3 |

Henry, LaTonya - Evergreen, Alabama

| Year | PPG | GM | PTS | FG | FG% | FT | FT% | 3PT | 3P% | REB | RPG | STL | AST | BL |
|---------|-----|----|-----|---------|------|--------|------|-------|------|-----|-----|-----|-----|----|
| 2003-04 | 5.0 | 29 | 145 | 55-126 | 43.7 | 31-48 | 64.6 | 4-18 | 22.2 | 139 | 4.8 | 11 | 20 | 9 |
| 2002-03 | 8.0 | 29 | 231 | 86-170 | 50.6 | 48-75 | 64.0 | 11-39 | 28.2 | 220 | 7.6 | 20 | 22 | 18 |
| CAREER | 6.5 | 58 | 376 | 141-296 | 47.6 | 79-123 | 64.2 | 15-57 | 26.3 | 359 | 6.2 | 31 | 42 | 27 |

Honea, Sherry - Smyrna, Georgia

| Year | PPG | GM | PTS | FG | FG% | FT | FT% | 3PT | 3P% | REB | RPG | STL | AST | BL |
|---------|-----|----|-----|-------|------|-------|------|-----|------|-----|-----|-----|-----|----|
| 1990-91 | 3.3 | 20 | 67 | 21-62 | 33.9 | 25-37 | 67.6 | 0-2 | 00.0 | 44 | 2.2 | 13 | 6 | 2 |
| CAREER | 3.3 | 20 | 67 | 21-62 | 33.9 | 25-37 | 67.6 | 0-2 | 00.0 | 44 | 2.2 | 13 | 6 | 2 |

Horne, Beth - Woodstock, Georgia

| Year | PPG | GM | PTS | FG | FG% | FT | FT% | 3PT | 3P% | REB | RPG | STL | AST | BL |
|---------|------|----|-----|---------|------|---------|------|-----|-----|-----|-----|-----|-----|----|
| 1983-84 | 11.0 | 27 | 296 | 110-247 | 44.5 | 76-132 | 57.6 | -- | -- | 260 | 9.6 | 13 | 51 | 55 |
| 1982-83 | 10.2 | 23 | 235 | 87-186 | 46.8 | 61-110 | 55.5 | -- | -- | 188 | 8.2 | 12 | 28 | 20 |
| CAREER | 10.6 | 50 | 531 | 197-433 | 45.5 | 137-242 | 56.6 | -- | -- | 448 | 9.0 | 25 | 79 | 75 |

Hulsey, Rhonda - Marietta, Georgia

| Year | PPG | GM | PTS | FG | FG% | FT | FT% | 3PT | 3P% | REB | RPG | STL | AST | BL |
|---------|-----|----|-----|-------|------|------|------|-----|-----|-----|-----|-----|-----|----|
| 1986-87 | 2.1 | 13 | 27 | 11-20 | 55.0 | 5-6 | 83.3 | -- | -- | 19 | 1.5 | 3 | 6 | 1 |
| 1985-86 | 0.6 | 13 | 8 | 2-16 | 12.5 | 4-10 | 40.0 | -- | -- | 18 | 1.4 | 2 | 1 | 0 |
| 1984-85 | 1.2 | 20 | 24 | 12-32 | 37.5 | 0-4 | 00.0 | -- | -- | 32 | 1.6 | 9 | 6 | 0 |
| CAREER | 1.3 | 46 | 59 | 25-68 | 36.8 | 9-20 | 45.0 | -- | -- | 69 | 1.5 | 14 | 13 | 1 |

Inman, Meredith - Lawrenceville, Georgia

| Year | PPG | GM | PTS | FG | FG% | FT | FT% | 3PT | 3P% | REB | RPG | STL | AST | BL |
|---------|-----|----|-----|--------|------|--------|------|-------|------|-----|-----|-----|-----|----|
| 1996-97 | 1.8 | 17 | 31 | 7-18 | 38.9 | 17-29 | 58.6 | 0-5 | 00.0 | 25 | 1.5 | 8 | 12 | 1 |
| 1995-96 | 5.5 | 28 | 153 | 45-122 | 36.9 | 45-72 | 62.5 | 18-48 | 37.5 | 90 | 3.2 | 35 | 92 | 5 |
| CAREER | 3.8 | 45 | 184 | 52-140 | 37.1 | 62-101 | 61.4 | 18-48 | 37.5 | 115 | 2.6 | 43 | 104 | 6 |

Irwin, Keira - Simi Valley, California

| Year | PPG | GM | PTS | FG | FG% | FT | FT% | 3PT | 3P% | REB | RPG | STL | AST | BL |
|---------|-----|----|-----|-------|------|-------|------|------|------|-----|-----|-----|-----|----|
| 1993-94 | 3.0 | 17 | 51 | 13-52 | 25.0 | 16-25 | 64.0 | 9-32 | 28.1 | 35 | 2.1 | 26 | 50 | 4 |
| CAREER | 3.0 | 17 | 51 | 13-52 | 25.0 | 16-25 | 64.0 | 9-32 | 28.1 | 35 | 2.1 | 26 | 50 | 4 |

Jacobs, DeWayna - Hephzibah, Georgia

| Year | PPG | GM | PTS | FG | FG% | FT | FT% | 3PT | 3P% | REB | RPG | STL | AST | BL |
|---------|------|----|-----|---------|------|---------|------|-----|-------|-----|-----|-----|-----|-----|
| 1991-92 | 15.5 | 31 | 480 | 215-416 | 51.7 | 49-81 | 60.5 | 1-1 | 100.0 | 236 | 7.6 | 26 | 40 | 64 |
| 1990-91 | 14.1 | 31 | 436 | 191-355 | 53.8 | 54-80 | 67.5 | 0-0 | 00.0 | 250 | 8.1 | 38 | 33 | 65 |
| CAREER | 14.7 | 62 | 916 | 406-771 | 52.7 | 103-161 | 64.0 | 1-1 | 100.0 | 486 | 7.9 | 64 | 73 | 129 |

Awards and Honors 1992, NAIA All-District; 1992 All-Georgia Intercollegiate Athletic Conference; 1991, NAIA All-District; 1991 All-Georgia Intercollegiate Athletic Conference.



All-time Players

Johnson, Janeen - Kennesaw, Georgia

| Year | PPG | GM | PTS | FG | FG% | FT | FT% | 3PT | 3P% | REB | RPG | STL | AST | BL |
|---------|-----|----|-----|-------|------|------|------|-----|------|-----|-----|-----|-----|----|
| 1995-96 | 1.3 | 23 | 29 | 11-16 | 68.8 | 7-16 | 43.8 | 0-0 | 00.0 | 49 | 2.1 | 36 | 38 | 0 |
| CAREER | 1.3 | 23 | 29 | 11-16 | 68.8 | 7-16 | 43.8 | 0-0 | 00.0 | 49 | 2.1 | 36 | 38 | 0 |

Jiles, Chantel - Baton Rouge, Louisiana

| Year | PPG | GM | PTS | FG | FG% | FT | FT% | 3PT | 3P% | REB | RPG | STL | AST | BL |
|---------|-----|----|-----|-----|------|-----|------|-----|------|-----|-----|-----|-----|----|
| 1999-00 | 0.2 | 6 | 1 | 0-3 | 00.0 | 1-4 | 25.0 | 0-0 | 00.0 | 2 | 0.3 | 0 | 1 | 1 |
| CAREER | 0.2 | 6 | 1 | 0-3 | 00.0 | 1-4 | 25.0 | 0-0 | 00.0 | 2 | 0.3 | 0 | 1 | 1 |

Johnson, Ashley - Riverdale, Georgia

| Year | PPG | GM | PTS | FG | FG% | FT | FT% | 3PT | 3P% | REB | RPG | STL | AST | BL |
|---------|-----|----|-----|--------|------|-------|------|-------|------|-----|-----|-----|-----|----|
| 2005-06 | 5.1 | 27 | 137 | 50-135 | 37.0 | 22-39 | 56.4 | 15-48 | 31.3 | 59 | 2.2 | 41 | 48 | 2 |
| CAREER | 5.1 | 27 | 137 | 50-135 | 37.0 | 22-39 | 56.4 | 15-48 | 31.3 | 59 | 2.2 | 41 | 48 | 2 |

Jordan, Stacie - Ball Ground, Georgia

| Year | PPG | GM | PTS | FG | FG% | FT | FT% | 3PT | 3P% | REB | RPG | STL | AST | BL |
|---------|-----|----|-----|--------|------|-------|------|-----|------|-----|-----|-----|-----|----|
| 1991-92 | 4.1 | 31 | 128 | 47-117 | 40.2 | 33-42 | 78.6 | 1-2 | 50.0 | 137 | 4.4 | 42 | 156 | 6 |
| 1990-91 | 3.1 | 30 | 93 | 36-102 | 35.3 | 20-29 | 69.0 | 1-5 | 20.0 | 94 | 3.1 | 39 | 136 | 6 |
| CAREER | 3.6 | 61 | 221 | 83-219 | 37.9 | 53-71 | 74.5 | 2-7 | 28.6 | 231 | 3.8 | 81 | 292 | 12 |

Kane, Amie - Dakar, Senegal

| Year | PPG | GM | PTS | FG | FG% | FT | FT% | 3PT | 3P% | REB | RPG | STL | AST | BL |
|---------|------|----|------|---------|------|---------|------|--------|------|-----|-----|-----|-----|----|
| 2000-01 | 20.0 | 27 | 539 | 190-423 | 44.9 | 134-171 | 78.4 | 25-85 | 29.4 | 169 | 6.3 | 169 | 87 | 71 |
| 1999-00 | 18.0 | 29 | 523 | 209-451 | 46.3 | 84-110 | 76.4 | 21-70 | 30.0 | 152 | 5.2 | 77 | 106 | 5 |
| CAREER | 19.0 | 56 | 1062 | 399-874 | 45.7 | 218-281 | 77.6 | 46-155 | 29.7 | 311 | 5.6 | 246 | 193 | 76 |

Awards and Honors 2001 NCAA Division II All-American; 2001 First Team All-American; 2001 Co-Peach Belt Player-of-the-Year; 2001 All-Peach Belt Conference; 2000, Peach Belt Conference Player of the Week (February 28, December 11);

Kemp, Krista - Oneonta, Alabama

| Year | PPG | GM | PTS | FG | FG% | FT | FT% | 3PT | 3P% | REB | RPG | STL | AST | BL |
|---------|-----|----|-----|--------|------|-------|------|-----|-------|-----|-----|-----|-----|----|
| 1999-00 | 4.0 | 12 | 48 | 22-38 | 57.9 | 3-5 | 60.0 | 1-1 | 100.0 | 22 | 1.8 | 5 | 14 | 0 |
| 1998-99 | 2.6 | 26 | 64 | 23-62 | 37.1 | 17-28 | 60.7 | 1-6 | 16.7 | 40 | 1.5 | 7 | 11 | 1 |
| CAREER | 3.0 | 38 | 114 | 45-100 | 45.0 | 20-33 | 60.6 | 2-7 | 28.6 | 62 | 1.6 | 12 | 25 | 1 |

Kemp, Marla - Oneonta, Alabama

| Year | PPG | GM | PTS | FG | FG% | FT | FT% | 3PT | 3P% | REB | RPG | STL | AST | BL |
|---------|-----|----|-----|--------|------|-------|------|-----|------|-----|-----|-----|-----|----|
| 1998-99 | 5.0 | 1 | 5 | 2-6 | 33.3 | 1-2 | 50.0 | 0-1 | 00.0 | 5 | 5.0 | 0 | 2 | 0 |
| 1997-98 | 5.9 | 15 | 88 | 26-65 | 40.0 | 36-46 | 78.3 | 0-3 | 00.0 | 61 | 4.1 | 12 | 17 | 1 |
| 1996-97 | 2.9 | 26 | 75 | 26-63 | 41.3 | 23-41 | 56.1 | 0-0 | 00.0 | 74 | 2.8 | 7 | 22 | 0 |
| CAREER | 4.0 | 42 | 168 | 54-134 | 40.3 | 60-89 | 67.4 | 0-4 | 00.0 | 140 | 3.3 | 19 | 39 | 1- |

Konate, Mareme - Dakar, Senegal

| Year | PPG | GM | PTS | FG | FG% | FT | FT% | 3PT | 3P% | REB | RPG | STL | AST | BL |
|---------|-----|----|-----|--------|------|-------|------|--------|------|-----|-----|-----|-----|----|
| 2002-03 | 3.0 | 11 | 33 | 11-30 | 36.7 | 5-11 | 45.5 | 6-15 | 40.0 | 32 | 2.9 | 5 | 15 | 0 |
| 2001-02 | 8.9 | 27 | 239 | 83-227 | 36.6 | 38-59 | 64.4 | 35-116 | 30.2 | 97 | 3.6 | 42 | 82 | 7 |
| CAREER | 7.1 | 38 | 272 | 94-257 | 36.6 | 43-70 | 61.4 | 41-131 | 31.3 | 129 | 3.6 | 47 | 97 | 7 |

Lewis, Traci - Cedartown, Georgia

| Year | PPG | GM | PTS | FG | FG% | FT | FT% | 3PT | 3P% | REB | RPG | STL | AST | BL |
|---------|-----|----|-----|--------|------|-------|------|-------|------|-----|-----|-----|-----|----|
| 1987-88 | 6.9 | 32 | 220 | 76-190 | 40.0 | 54-78 | 69.2 | 14-36 | 38.9 | 44 | 1.4 | 65 | 76 | 1 |
| CAREER | 6.9 | 32 | 220 | 76-190 | 40.0 | 54-78 | 69.2 | 14-36 | 38.9 | 44 | 1.4 | 65 | 76 | 1 |

Lujan, Justina - Port Saint Lucie, Florida

| Year | PPG | GM | PTS | FG | FG% | FT | FT% | 3PT | 3P% | REB | RPG | STL | AST | BL |
|---------|-----|----|-----|-------|------|-----|------|------|------|-----|-----|-----|-----|----|
| 2005-06 | 1.8 | 15 | 27 | 10-46 | 21.7 | 2-4 | 50.0 | 5-19 | 26.3 | 23 | 1.5 | 8 | 4 | 2 |
| 2004-05 | 0.7 | 15 | 10 | 5-15 | 33.3 | 0-0 | 00.0 | 0-2 | 00.0 | 9 | 0.6 | 3 | 6 | 0 |
| CAREER | 1.2 | 30 | 37 | 15-61 | 24.6 | 2-4 | 50.0 | 5-21 | 23.8 | 32 | 1.1 | 11 | 10 | 0 |

Malcom, Amanda - Madison, Georgia

| Year | PPG | GM | PTS | FG | FG% | FT | FT% | 3PT | 3P% | REB | RPG | STL | AST | BL |
|---------|-----|----|-----|-----|------|-----|------|-----|------|-----|-----|-----|-----|----|
| 2004-05 | 2.5 | 2 | 5 | 2-6 | 66.7 | 1-3 | 33.3 | 0-0 | 00.0 | 2 | 1.0 | 0 | 0 | 0 |
| CAREER | 2.5 | 2 | 5 | 2-6 | 66.7 | 1-3 | 33.3 | 0-0 | 00.0 | 2 | 1.0 | 0 | 0 | 0 |

Manning, Vashti - Valdosta, Georgia

| Year | PPG | GM | PTS | FG | FG% | FT | FT% | 3PT | 3P% | REB | RPG | STL | AST | BL |
|---------|-----|----|-----|---------|------|--------|------|-----|------|-----|-----|-----|-----|----|
| 1994-95 | 6.1 | 27 | 166 | 61-180 | 33.9 | 42-68 | 61.8 | 2-7 | 28.6 | 141 | 5.2 | 44 | 64 | 3 |
| 1993-94 | 2.4 | 26 | 63 | 21-75 | 28.0 | 21-47 | 44.7 | 0-0 | 00.0 | 84 | 3.2 | 17 | 48 | 0 |
| 1992-93 | 1.5 | 26 | 39 | 12-50 | 24.0 | 15-17 | 88.2 | 0-0 | 00.0 | 26 | 1.0 | 12 | 10 | 0 |
| 1991-92 | 1.2 | 11 | 13 | 1-9 | 11.0 | 11-17 | 64.7 | 0-1 | 00.0 | 8 | 0.7 | 2 | 4 | 2 |
| CAREER | 3.1 | 90 | 281 | 104-314 | 33.1 | 89-149 | 59.7 | 2-8 | 25.0 | 259 | 2.9 | 75 | 126 | 5 |



All-time Players

Marchmann, Tracey - Smyrna, Georgia

| Year | PPG | GM | PTS | FG | FG% | FT | FT% | 3PT | 3P% | REB | RPG | STL | AST | BL |
|---------|------|----|-----|---------|------|---------|------|-------|------|-----|-----|-----|-----|----|
| 1991-92 | 11.2 | 31 | 347 | 106-256 | 41.4 | 112-143 | 78.3 | 23-54 | 42.6 | 100 | 3.2 | 105 | 123 | 4 |
| 1990-91 | 10.8 | 24 | 258 | 76-171 | 44.4 | 92-114 | 80.7 | 14-43 | 32.6 | 59 | 2.5 | 62 | 101 | 4 |
| CAREER | 11.0 | 55 | 605 | 182-427 | 42.6 | 204-257 | 79.4 | 37-97 | 38.1 | 159 | 2.9 | 167 | 224 | 8 |

Awards and Honors 1992, NAIA District Player-of-the-Year; 1992 NAIA All-District; 1992, All-Georgia Intercollegiate Athletic Conference.

Martin, Christi - Boaz, Alabama

| Year | PPG | GM | PTS | FG | FG% | FT | FT% | 3PT | 3P% | REB | RPG | STL | AST | BL |
|---------|-----|----|-----|-------|------|-------|------|------|------|-----|-----|-----|-----|----|
| 1996-97 | 3.0 | 27 | 81 | 26-50 | 52.0 | 20-26 | 76.9 | 9-20 | 45.0 | 58 | 2.1 | 21 | 101 | 2 |
| CAREER | 3.0 | 27 | 81 | 26-50 | 52.0 | 20-26 | 76.9 | 9-20 | 45.0 | 58 | 2.1 | 21 | 101 | 2 |

Martin, Katie - Marietta, Georgia

| Year | PPG | GM | PTS | FG | FG% | FT | FT% | 3PT | 3P% | REB | RPG | STL | AST | BL |
|---------|-----|----|-----|------|------|-----|-------|-----|------|-----|-----|-----|-----|----|
| 2005-06 | 1.3 | 9 | 12 | 5-11 | 45.5 | 1-1 | 100.0 | 1-3 | 33.3 | 3 | 0.3 | 1 | 1 | 1 |
| 2004-05 | 0.7 | 7 | 5 | 2-7 | 28.6 | 1-4 | 25.0 | 0-1 | 00.0 | 4 | 0.6 | 0 | 0 | 0 |
| CAREER | 1.1 | 16 | 17 | 7-18 | 38.9 | 2-5 | 40.0 | 1-4 | 25.0 | 7 | 0.4 | 1 | 1 | 1 |

May, Anne - Roswell, Georgia

| Year | PPG | GM | PTS | FG | FG% | FT | FT% | 3PT | 3P% | REB | RPG | STL | AST | BL |
|---------|-----|----|-----|-------|------|------|------|-----|-----|-----|-----|-----|-----|----|
| 1983-84 | 2.6 | 12 | 31 | 12-32 | 37.5 | 7-13 | 53.8 | -- | -- | 34 | 2.8 | 6 | 6 | 0 |
| CAREER | 2.6 | 12 | 31 | 12-32 | 37.5 | 7-13 | 53.8 | -- | -- | 34 | 2.8 | 6 | 6 | 0 |

McAllister, Sarah - Woodbury, Tennessee

| Year | PPG | GM | PTS | FG | FG% | FT | FT% | 3PT | 3P% | REB | RPG | STL | AST | BL |
|---------|------|-----|------|----------|------|---------|------|------|------|-----|-----|-----|-----|----|
| 1996-97 | 17.0 | 31 | 526 | 210-420 | 50.0 | 106-155 | 68.4 | 0-3 | 00.0 | 191 | 6.2 | 50 | 47 | 5 |
| 1995-96 | 22.7 | 29 | 657 | 261-488 | 53.5 | 133-179 | 74.3 | 2-15 | 13.3 | 209 | 7.2 | 53 | 53 | 17 |
| 1994-95 | 14.1 | 27 | 380 | 162-282 | 57.4 | 54-84 | 62.1 | 2-9 | 22.2 | 162 | 6.0 | 20 | 30 | 9 |
| 1993-94 | 14.5 | 29 | 420 | 187-350 | 53.4 | 45-93 | 48.4 | 1-11 | 9.1 | 156 | 5.4 | 25 | 23 | 13 |
| CAREER | 17.1 | 116 | 1983 | 820-1540 | 53.2 | 338-511 | 66.1 | 5-38 | 13.2 | 718 | 6.2 | 148 | 153 | 44 |

Awards and Honors 1997, Women's Division II Bulletin Fourth Team All-American; 1997, First Team All-Peach Belt Conference; 1996, Peach Belt Conference Player-of-the-Year; 1996, First Team All-Peach Belt Conference; 1996, Peach Belt Conference All-Tournament Team; 1995, First Team All-Peach Belt Conference; 1995, Peach Belt Conference Player of the Week (January 7, February 11, February 25).

McKenzie, Desiree - Orlando, Florida

| Year | PPG | GM | PTS | FG | FG% | FT | FT% | 3PT | 3P% | REB | RPG | STL | AST | BL |
|---------|-----|----|-----|-----|------|-----|------|-----|------|-----|-----|-----|-----|----|
| 2005-06 | 0.2 | 11 | 2 | 1-6 | 16.7 | 0-1 | 00.0 | 0-0 | 00.0 | 7 | 0.6 | 1 | 2 | 1 |
| CAREER | 0.2 | 11 | 2 | 1-6 | 16.7 | 0-1 | 00.0 | 0-0 | 00.0 | 7 | 0.6 | 1 | 2 | 1 |

Meredith, Kristi - Athens, Georgia

| Year | PPG | GM | PTS | FG | FG% | FT | FT% | 3PT | 3P% | REB | RPG | STL | AST | BL |
|---------|-----|----|-----|-----|------|-----|------|-----|------|-----|-----|-----|-----|----|
| 1996-97 | 0.6 | 10 | 6 | 1-9 | 11.1 | 4-7 | 57.1 | 0-1 | 00.0 | 12 | 1.2 | 1 | 2 | 0 |
| CAREER | 0.6 | 10 | 6 | 1-9 | 11.1 | 4-7 | 57.1 | 0-1 | 00.0 | 12 | 1.2 | 1 | 2 | 0 |

Miezkowska, Dominika - Gdansk, Poland

| Year | PPG | GM | PTS | FG | FG% | FT | FT% | 3PT | 3P% | REB | RPG | STL | AST | BL |
|---------|-----|-----|-----|---------|------|---------|------|---------|------|-----|-----|-----|-----|----|
| 2005-06 | 8.4 | 27 | 228 | 85-239 | 35.6 | 32-40 | 80.0 | 26-104 | 25.0 | 74 | 2.7 | 38 | 60 | 3 |
| 2004-05 | 9.0 | 28 | 253 | 80-223 | 35.9 | 56-70 | 80.0 | 37-109 | 33.9 | 104 | 3.7 | 61 | 150 | 2 |
| 2003-04 | 5.7 | 29 | 164 | 54-185 | 29.2 | 34-39 | 87.2 | 22-97 | 22.7 | 45 | 1.6 | 32 | 61 | 1 |
| 2002-03 | 6.0 | 28 | 167 | 61-164 | 37.2 | 17-20 | 85.0 | 28-88 | 31.8 | 32 | 1.1 | 12 | 60 | 1 |
| CAREER | 7.2 | 112 | 812 | 280-811 | 34.5 | 139-169 | 82.2 | 113-398 | 28.4 | 255 | 2.3 | 143 | 331 | 7 |

Morka, Malgorzata - Poznan, Poland

| Year | PPG | GM | PTS | FG | FG% | FT | FT% | 3PT | 3P% | REB | RPG | STL | AST | BL |
|---------|------|-----|------|----------|------|---------|------|---------|------|-----|-----|-----|-----|----|
| 2004-05 | 9.8 | 30 | 294 | 97-257 | 37.7 | 33-41 | 80.5 | 67-177 | 37.9 | 104 | 3.5 | 27 | 60 | 12 |
| 2003-04 | 7.8 | 29 | 225 | 75-192 | 39.1 | 24-28 | 85.7 | 51-128 | 39.8 | 76 | 2.6 | 14 | 41 | 16 |
| 2002-03 | 10.4 | 29 | 302 | 108-262 | 41.2 | 43-60 | 71.7 | 43-109 | 39.4 | 85 | 2.9 | 27 | 42 | 9 |
| 2001-02 | 13.7 | 27 | 370 | 133-316 | 42.1 | 47-64 | 73.4 | 57-164 | 34.8 | 85 | 3.1 | 29 | 91 | 11 |
| CAREER | 10.3 | 115 | 1191 | 413-1027 | 40.2 | 147-193 | 76.2 | 218-578 | 37.7 | 350 | 3.0 | 97 | 234 | 48 |

Moses, Regina - Decatur, Georgia

| Year | PPG | GM | PTS | FG | FG% | FT | FT% | 3PT | 3P% | REB | RPG | STL | AST | BL |
|---------|-----|----|-----|-------|------|------|------|-----|-----|-----|-----|-----|-----|----|
| 1983-84 | 3.2 | 13 | 41 | 18-41 | 43.9 | 5-11 | 45.5 | -- | -- | 27 | 2.0 | 13 | 9 | 0 |
| CAREER | 3.2 | 13 | 41 | 18-41 | 43.9 | 5-11 | 45.5 | -- | -- | 27 | 2.0 | 13 | 9 | 0 |

Ndoye, Fatou - Rufisque, Senegal

| Year | PPG | GM | PTS | FG | FG% | FT | FT% | 3PT | 3P% | REB | RPG | STL | AST | BL |
|---------|-----|----|-----|---------|------|--------|------|-----|------|-----|-----|-----|-----|----|
| 1999-00 | 6.7 | 30 | 201 | 76-177 | 42.9 | 49-79 | 62.0 | 0-0 | 00.0 | 105 | 3.5 | 32 | 30 | 9 |
| 1998-99 | 7.1 | 31 | 220 | 89-199 | 44.7 | 42-67 | 62.7 | 0-1 | 00.0 | 132 | 4.3 | 30 | 38 | 6 |
| CAREER | 6.9 | 61 | 421 | 165-376 | 43.9 | 91-146 | 62.3 | 0-1 | 00.0 | 237 | 3.9 | 62 | 68 | 15 |

All-time Players



Nichols, Kim - Lilburn, Georgia

| Year | PPG | GM | PTS | FG | FG% | FT | FT% | 3PT | 3P% | REB | RPG | STL | AST | BL |
|---------|-----|----|-----|--------|------|-------|------|-----|------|-----|-----|-----|-----|----|
| 1988-89 | 2.7 | 18 | 47 | 18-42 | 42.9 | 11-14 | 78.6 | 0-1 | 00.0 | 24 | 1.3 | 5 | 9 | 1 |
| 1987-88 | 3.0 | 31 | 94 | 41-99 | 41.4 | 12-27 | 44.4 | 0-0 | 00.0 | 58 | 1.9 | 15 | 14 | 2 |
| CAREER | 2.9 | 49 | 141 | 59-141 | 41.8 | 23-37 | 62.2 | 0-1 | 00.0 | 82 | 1.7 | 20 | 23 | 3 |

O'Brien, Maria - Marietta, Georgia

| Year | PPG | GM | PTS | FG | FG% | FT | FT% | 3PT | 3P% | REB | RPG | STL | AST | BL |
|---------|-----|----|-----|---------|------|--------|------|-----|-----|-----|-----|-----|-----|----|
| 1985-86 | 3.1 | 15 | 46 | 19-49 | 38.8 | 8-15 | 53.3 | -- | -- | 33 | 2.2 | 16 | 10 | 0 |
| 1984-85 | 6.2 | 29 | 179 | 76-206 | 36.9 | 27-45 | 60.0 | -- | -- | 134 | 4.6 | 52 | 31 | 0 |
| 1983-84 | 4.2 | 27 | 114 | 46-141 | 32.6 | 22-34 | 64.7 | -- | -- | 136 | 5.0 | 44 | 42 | 0 |
| 1982-83 | 1.9 | 20 | 38 | 17-55 | 30.9 | 4-7 | 57.1 | -- | -- | 62 | 3.1 | 5 | 7 | 0 |
| CAREER | 4.1 | 91 | 377 | 158-451 | 35.0 | 61-101 | 60.4 | -- | -- | 365 | 4.0 | 117 | 90 | 0 |

Osada, Jill - Marietta, Georgia

| Year | PPG | GM | PTS | FG | FG% | FT | FT% | 3PT | 3P% | REB | RPG | STL | AST | BL |
|---------|-----|----|-----|--------|------|--------|------|-----|-----|-----|-----|-----|-----|----|
| 1985-86 | 3.7 | 28 | 104 | 45-113 | 39.8 | 14-33 | 42.4 | -- | -- | 109 | 3.8 | 19 | 1 | 2 |
| 1984-85 | 3.0 | 29 | 87 | 37-95 | 38.9 | 13-32 | 40.6 | -- | -- | 91 | 3.1 | 11 | 7 | 7 |
| 1983-84 | 1.5 | 27 | 42 | 11-42 | 26.2 | 20-39 | 51.3 | -- | -- | 53 | 2.1 | 5 | 4 | 3 |
| CAREER | 2.8 | 84 | 233 | 93-250 | 37.2 | 47-104 | 45.2 | -- | -- | 253 | 3.0 | 35 | 12 | 12 |

Penrod, Angie - Marietta, Georgia

| Year | PPG | GM | PTS | FG | FG% | FT | FT% | 3PT | 3P% | REB | RPG | STL | AST | BL |
|---------|------|----|-----|--------|------|-------|------|-----|-----|-----|-----|-----|-----|----|
| 1985-86 | 13.8 | 12 | 166 | 71-136 | 52.2 | 24-43 | 55.8 | -- | -- | 87 | 7.3 | 21 | 3 | 25 |
| CAREER | 13.8 | 12 | 166 | 71-136 | 52.2 | 24-43 | 55.8 | -- | -- | 87 | 7.3 | 21 | 3 | 25 |

Pickens, Stacy - Fort Ogelthorpe, Georgia

| Year | PPG | GM | PTS | FG | FG% | FT | FT% | 3PT | 3P% | REB | RPG | STL | AST | BL |
|---------|-----|----|-----|-----|------|-----|------|-----|------|-----|-----|-----|-----|----|
| 1993-94 | 0.0 | 0 | 0 | 0-0 | 00.0 | 0-0 | 00.0 | 0-0 | 00.0 | 0 | 0.0 | 0 | 0 | 0 |
| CAREER | 0.0 | 0 | 0 | 0-0 | 00.0 | 0-0 | 00.0 | 0-0 | 00.0 | 0 | 0.0 | 0 | 0 | 0 |

Pivac, Justine - Wellington, New Zealand

| Year | PPG | GM | PTS | FG | FG% | FT | FT% | 3PT | 3P% | REB | RPG | STL | AST | BL |
|---------|-----|----|-----|--------|------|-------|------|-----|------|-----|-----|-----|-----|----|
| 2000-01 | 6.4 | 25 | 161 | 71-157 | 45.2 | 19-26 | 73.1 | 0-2 | 00.0 | 104 | 4.2 | 16 | 21 | 24 |
| CAREER | 6.4 | 25 | 161 | 71-157 | 45.2 | 19-26 | 73.1 | 0-2 | 00.0 | 104 | 4.2 | 16 | 21 | 24 |

Poss, Cristy - Dallas, Georgia

| Year | PPG | GM | PTS | FG | FG% | FT | FT% | 3PT | 3P% | REB | RPG | STL | AST | BL |
|---------|-----|----|-----|-------|------|-------|------|------|------|-----|-----|-----|-----|----|
| 1995-96 | 0.8 | 17 | 14 | 1-19 | 5.3 | 12-22 | 54.5 | 0-9 | 00.0 | 18 | 1.1 | 8 | 27 | 0 |
| 1994-95 | 1.4 | 27 | 37 | 11-63 | 17.7 | 8-22 | 36.4 | 7-33 | 21.2 | 37 | 1.4 | 4 | 5 | 0 |
| CAREER | 1.2 | 44 | 51 | 12-82 | 14.6 | 20-44 | 45.4 | 7-42 | 16.7 | 55 | 1.3 | 12 | 32 | 0 |

Radford, Desma - Atlanta, Georgia

| Year | PPG | GM | PTS | FG | FG% | FT | FT% | 3PT | 3P% | REB | RPG | STL | AST | BL |
|---------|-----|----|-----|-------|------|-------|------|-----|------|-----|-----|-----|-----|----|
| 1989-90 | 1.8 | 11 | 20 | 8-19 | 42.1 | 4-6 | 66.7 | 0-1 | 00.0 | 21 | 1.8 | 4 | 8 | 1 |
| 1988-89 | 1.2 | 12 | 14 | 5-13 | 38.5 | 4-7 | 57.1 | 0-0 | 00.0 | 17 | 1.4 | 11 | 11 | 1 |
| 1987-88 | 1.8 | 13 | 24 | 11-29 | 37.9 | 2-5 | 40.0 | 0-0 | 00.0 | 15 | 1.2 | 7 | 3 | 1 |
| CAREER | 1.6 | 36 | 58 | 24-61 | 39.3 | 10-18 | 55.6 | 0-1 | 00.0 | 53 | 1.5 | 22 | 22 | 3 |

Richardson, Natalie - Albany, Georgia

| Year | PPG | GM | PTS | FG | FG% | FT | FT% | 3PT | 3P% | REB | RPG | STL | AST | BL |
|---------|-----|----|-----|-----|------|-----|------|-----|------|-----|-----|-----|-----|----|
| 1994-95 | 0.8 | 5 | 4 | 1-7 | 14.3 | 2-4 | 50.0 | 0-3 | 00.0 | 5 | 1.0 | 1 | 1 | 1 |
| CAREER | 0.8 | 5 | 4 | 1-7 | 14.3 | 2-4 | 50.0 | 0-3 | 00.0 | 5 | 1.0 | 1 | 1 | 1 |

Ransom, Melissa - Rossville, Georgia

| Year | PPG | GM | PTS | FG | FG% | FT | FT% | 3PT | 3P% | REB | RPG | STL | AST | BL |
|---------|-----|----|-----|-------|------|------|------|-------|------|-----|-----|-----|-----|----|
| 1996-97 | 0.8 | 9 | 7 | 2-10 | 20.0 | 3-4 | 75.0 | 0-6 | 00.0 | 7 | 0.8 | 1 | 2 | 0 |
| 1995-96 | 3.0 | 17 | 51 | 18-44 | 40.9 | 4-8 | 50.0 | 11-28 | 39.3 | 21 | 1.2 | 7 | 8 | 0 |
| CAREER | 2.2 | 26 | 58 | 20-54 | 37.0 | 7-12 | 58.3 | 11-34 | 32.4 | 28 | 1.1 | 8 | 10 | 0 |

Ridings, Beverly - Woodstock, Georgia

| Year | PPG | GM | PTS | FG | FG% | FT | FT% | 3PT | 3P% | REB | RPG | STL | AST | BL |
|---------|-----|----|-----|--------|------|-------|------|-----|-----|-----|-----|-----|-----|----|
| 1984-85 | 6.2 | 29 | 180 | 60-176 | 34.1 | 60-78 | 76.9 | -- | -- | 71 | 2.4 | 40 | 51 | 5 |
| CAREER | 6.2 | 29 | 180 | 60-176 | 34.1 | 60-78 | 76.9 | -- | -- | 71 | 2.4 | 40 | 51 | 5 |

Roberts, Sandra - Norcross, Georgia

| Year | PPG | GM | PTS | FG | FG% | FT | FT% | 3PT | 3P% | REB | RPG | STL | AST | BL |
|---------|------|----|-----|---------|------|-------|------|-----|-----|-----|-----|-----|-----|----|
| 1984-85 | 8.3 | 29 | 241 | 115-304 | 37.8 | 11-19 | 57.9 | -- | -- | 93 | 3.2 | 41 | 56 | 9 |
| 1983-84 | 14.0 | 27 | 379 | 169-404 | 41.8 | 41-57 | 71.9 | -- | -- | 85 | 3.1 | 55 | 75 | 22 |
| CAREER | 11.1 | 56 | 620 | 284-708 | 40.1 | 52-76 | 68.4 | -- | -- | 178 | 3.2 | 96 | 131 | 31 |

All-time Players



Robinson, Jade - Orangeburg, South Carolina

| Year | PPG | GM | PTS | FG | FG% | FT | FT% | 3PT | 3P% | REB | RPG | STL | AST | BL |
|---------|-----|----|-----|-------|------|-------|------|------|------|-----|-----|-----|-----|----|
| 2005-06 | 1.0 | 24 | 24 | 7-50 | 14.0 | 10-19 | 52.6 | 0-13 | 00.0 | 30 | 1.3 | 14 | 12 | 3 |
| 2004-05 | 0.8 | 17 | 14 | 5-20 | 25.0 | 2-4 | 50.0 | 2-10 | 20.0 | 9 | 0.5 | 4 | 6 | 2 |
| CAREER | 0.9 | 41 | 38 | 12-70 | 17.1 | 12-23 | 52.2 | 2-23 | 8.7 | 39 | 1.0 | 18 | 18 | 5 |

Russell, Janice - Smyrna, Georgia

| Year | PPG | GM | PTS | FG | FG% | FT | FT% | 3PT | 3P% | REB | RPG | STL | AST | BL |
|---------|-----|----|-----|--------|------|-------|------|-----|-----|-----|-----|-----|-----|----|
| 1983-84 | 3.2 | 12 | 38 | 18-48 | 37.5 | 2-13 | 15.4 | -- | -- | 26 | 2.2 | 6 | 9 | 2 |
| 1982-83 | 6.6 | 22 | 146 | 62-167 | 37.1 | 22-39 | 56.4 | -- | -- | 86 | 3.9 | 23 | 24 | 3 |
| CAREER | 5.4 | 34 | 184 | 80-215 | 37.2 | 24-52 | 46.2 | -- | -- | 112 | 3.3 | 29 | 33 | 5 |

Sanders, Sharmia - Macon, Georgia

| Year | PPG | GM | PTS | FG | FG% | FT | FT% | 3PT | 3P% | REB | RPG | STL | AST | BL |
|---------|-----|----|-----|--------|------|-------|------|------|------|-----|-----|-----|-----|----|
| 2000-01 | 4.8 | 24 | 116 | 39-104 | 37.5 | 35-61 | 57.4 | 3-17 | 17.6 | 126 | 5.3 | 54 | 73 | 0 |
| CAREER | 4.8 | 24 | 116 | 39-104 | 37.5 | 35-61 | 57.4 | 3-17 | 17.6 | 126 | 5.3 | 54 | 73 | 0 |

Scearce, Stephanie - Blue Ridge, Georgia

| Year | PPG | GM | PTS | FG | FG% | FT | FT% | 3PT | 3P% | REB | RPG | STL | AST | BL |
|---------|-----|----|-----|--------|------|--------|------|-----|------|-----|-----|-----|-----|----|
| 2004-05 | 9.0 | 30 | 270 | 98-226 | 43.4 | 73-106 | 68.9 | 1-9 | 11.1 | 181 | 6.0 | 18 | 21 | 10 |
| CAREER | 9.0 | 30 | 270 | 98-226 | 43.4 | 73-106 | 68.9 | 1-9 | 11.1 | 181 | 6.0 | 18 | 21 | 10 |

Scott, Michelle - Marietta, Georgia

| Year | PPG | GM | PTS | FG | FG% | FT | FT% | 3PT | 3P% | REB | RPG | STL | AST | BL |
|---------|-----|----|-----|------|------|-----|------|-----|-----|-----|-----|-----|-----|----|
| 1982-83 | 4.5 | 4 | 18 | 8-21 | 38.1 | 2-9 | 22.2 | -- | -- | 9 | 2.2 | 2 | 7 | 0 |
| CAREER | 4.5 | 4 | 18 | 8-21 | 38.1 | 2-9 | 22.2 | -- | -- | 9 | 2.2 | 2 | 7 | 0 |

Shaw, Robin - Norcross, Georgia

| Year | PPG | GM | PTS | FG | FG% | FT | FT% | 3PT | 3P% | REB | RPG | STL | AST | BL |
|---------|------|----|-----|---------|------|---------|------|-----|-----|-----|-----|-----|-----|----|
| 1986-87 | 10.6 | 28 | 297 | 131-285 | 46.0 | 35-55 | 63.6 | -- | -- | 63 | 2.3 | 59 | 109 | 5 |
| 1985-86 | 12.0 | 28 | 337 | 140-291 | 48.1 | 57-84 | 67.9 | -- | -- | 42 | 1.5 | 69 | 77 | 2 |
| 1984-85 | 11.4 | 15 | 171 | 76-181 | 42.0 | 19-28 | 67.9 | -- | -- | 27 | 1.7 | 38 | 55 | 1 |
| CAREER | 11.3 | 71 | 805 | 347-757 | 45.8 | 111-167 | 66.5 | -- | -- | 132 | 1.8 | 166 | 241 | 8 |

Shirley, Suzan - Guntersville, Alabama

| Year | PPG | GM | PTS | FG | FG% | FT | FT% | 3PT | 3P% | REB | RPG | STL | AST | BL |
|---------|------|----|-----|---------|------|-------|------|--------|------|-----|-----|-----|-----|----|
| 1994-95 | 11.1 | 27 | 299 | 100-290 | 34.5 | 44-57 | 77.2 | 55-161 | 34.2 | 80 | 3.0 | 45 | 77 | 0 |
| CAREER | 11.1 | 27 | 299 | 100-290 | 34.5 | 44-57 | 77.2 | 55-161 | 34.2 | 80 | 3.0 | 45 | 77 | 0 |

Smith, Leslie - Tuscumbia, Alabama

| Year | PPG | GM | PTS | FG | FG% | FT | FT% | 3PT | 3P% | REB | RPG | STL | AST | BL |
|---------|-----|----|---------|--------|------|--------|------|-----|------|-----|-----|-----|-----|----|
| 2004-05 | 6.4 | 30 | 193 | 70-152 | 46.1 | 53-78 | 67.9 | 0-0 | 00.0 | 172 | 5.7 | 21 | 22 | 4 |
| 2003-04 | 2.9 | 27 | 79-34 | 75 | 45.3 | 11-25 | 44.0 | 0-1 | 00.0 | 67 | 2.5 | 9 | 3 | 0 |
| CAREER | 4.8 | 57 | 272-104 | 227 | 45.8 | 64-103 | 62.1 | 0-1 | 00.0 | 239 | 4.2 | 30 | 25 | 4 |

Smith, Mandy - Gainesville, Georgia

| Year | PPG | GM | PTS | FG | FG% | FT | FT% | 3PT | 3P% | REB | RPG | STL | AST | BL |
|---------|-----|----|-----|-------|------|-------|------|-------|------|-----|-----|-----|-----|----|
| 1993-94 | 4.4 | 8 | 35 | 11-28 | 39.3 | 8-12 | 66.7 | 5-17 | 29.4 | 18 | 2.3 | 5 | 12 | 1 |
| 1992-93 | 2.5 | 29 | 72 | 19-58 | 32.8 | 21-30 | 70.0 | 13-29 | 44.8 | 38 | 1.3 | 14 | 21 | 2 |
| CAREER | 2.9 | 37 | 107 | 30-86 | 34.9 | 29-42 | 69.0 | 18-46 | 39.1 | 56 | 1.5 | 19 | 33 | 3 |

Smith, Vandi - Snellville, Georgia

| Year | PPG | GM | PTS | FG | FG% | FT | FT% | 3PT | 3P% | REB | RPG | STL | AST | BL |
|---------|------|----|-----|---------|------|---------|------|-----|-----|-----|-----|-----|-----|----|
| 1985-86 | 5.9 | 28 | 165 | 60-166 | 36.1 | 45-76 | 59.2 | -- | -- | 137 | 4.9 | 35 | 22 | 0 |
| 1984-85 | 10.8 | 29 | 312 | 123-284 | 43.3 | 66-115 | 57.4 | -- | -- | 251 | 8.7 | 38 | 16 | 3 |
| 1983-84 | 6.0 | 23 | 137 | 46-117 | 39.3 | 45-79 | 57.0 | -- | -- | 124 | 5.4 | 27 | 29 | 1 |
| CAREER | 7.7 | 80 | 614 | 229-567 | 40.4 | 156-270 | 57.8 | -- | -- | 512 | 6.4 | 100 | 67 | 4 |

Solomon, Tara - Woodbury, Tennessee

| Year | PPG | GM | PTS | FG | FG% | FT | FT% | 3PT | 3P% | REB | RPG | STL | AST | BL |
|---------|------|----|-----|---------|------|--------|------|--------|------|-----|-----|-----|-----|----|
| 1993-94 | 12.3 | 25 | 307 | 119-270 | 44.1 | 38-48 | 79.2 | 31-90 | 34.4 | 116 | 4.6 | 45 | 131 | 2 |
| 1992-93 | 13.6 | 30 | 408 | 160-359 | 44.6 | 48-67 | 71.6 | 40-118 | 33.9 | 119 | 4.0 | 48 | 87 | 9 |
| CAREER | 13.0 | 55 | 715 | 279-629 | 44.4 | 86-115 | 74.5 | 71-208 | 34.1 | 235 | 4.3 | 93 | 218 | 11 |

Awards and Honors 1994, NAIA Division I All-Southeast Region Independent Team; 1993 NAIA All-District.

Southern, Tabby - Ellijay, Georgia

| Year | PPG | GM | PTS | FG | FG% | FT | FT% | 3PT | 3P% | REB | RPG | STL | AST | BL |
|---------|-----|----|-----|------|------|-----|------|-----|------|-----|-----|-----|-----|----|
| 1989-90 | 1.6 | 10 | 16 | 8-17 | 47.1 | 0-2 | 00.0 | 0-0 | 00.0 | 14 | 1.4 | 2 | 16 | 0 |
| CAREER | 1.6 | 10 | 16 | 8-17 | 47.1 | 0-2 | 00.0 | 0-0 | 00.0 | 14 | 1.4 | 2 | 16 | 0 |



All-time Players

Stanioch, Justyna - Wroclaw, Poland

| Year | PPG | GM | PTS | FG | FG% | FT | FT% | 3PT | 3P% | REB | RPG | STL | AST | BL |
|---------|------|----|-----|---------|------|---------|------|-----|------|-----|------|-----|-----|----|
| 1998-99 | 16.5 | 30 | 494 | 203-357 | 56.9 | 88-151 | 58.3 | 0-0 | 00.0 | 197 | 6.6 | 62 | 64 | 25 |
| 1997-98 | 15.4 | 22 | 339 | 141-268 | 52.6 | 57-103 | 55.3 | 0-1 | 00.0 | 141 | 6.4 | 45 | 49 | 24 |
| 1996-97 | 24.6 | 5 | 123 | 53-82 | 64.6 | 17-35 | 48.6 | 0-0 | 00.0 | 60 | 12.0 | 17 | 7 | 1 |
| CAREER | 16.8 | 57 | 956 | 397-707 | 56.2 | 162-289 | 56.1 | 0-1 | 00.0 | 398 | 7.0 | 124 | 120 | 50 |

Awards and Honors 1999, Women's Division II Bulletin Honorable Mention All-American; 1999, First Team All-Peach Belt Conference; 1996, Peach Belt Conference Player of the Week (December 1);

Stanioch, Magda - Wroclaw, Poland

| Year | PPG | GM | PTS | FG | FG% | FT | FT% | 3PT | 3P% | REB | RPG | STL | AST | BL |
|---------|-----|----|-----|--------|------|-------|------|-----|------|-----|-----|-----|-----|----|
| 1997-98 | 4.4 | 27 | 120 | 52-108 | 48.1 | 16-25 | 64.0 | 0-0 | 00.0 | 78 | 2.9 | 15 | 11 | 22 |
| CAREER | 4.4 | 27 | 120 | 52-108 | 48.1 | 16-25 | 64.0 | 0-0 | 00.0 | 78 | 2.9 | 15 | 11 | 22 |

Stephens, Kelly - Demorest, Georgia

| Year | PPG | GM | PTS | FG | FG% | FT | FT% | 3PT | 3P% | REB | RPG | STL | AST | BL |
|---------|-----|----|-----|--------|------|-------|------|-----|------|-----|-----|-----|-----|----|
| 1987-88 | 3.2 | 24 | 68 | 26-51 | 51.0 | 16-31 | 51.6 | 0-0 | 00.0 | 54 | 2.6 | 5 | 3 | 0 |
| 1986-87 | 5.8 | 27 | 157 | 67-124 | 54.0 | 23-49 | 46.9 | -- | -- | 91 | 3.4 | 16 | 9 | 1 |
| CAREER | 4.4 | 51 | 225 | 93-175 | 53.1 | 39-80 | 48.8 | 0-0 | 00.0 | 145 | 2.8 | 21 | 12 | 1 |

Stevenson, Donna - Marietta, Georgia

| Year | PPG | GM | PTS | FG | FG% | FT | FT% | 3PT | 3P% | REB | RPG | STL | AST | BL |
|---------|------|----|-----|---------|------|---------|------|-----|-----|-----|-----|-----|-----|----|
| 1985-86 | 3.9 | 26 | 175 | 76-164 | 46.3 | 23-52 | 44.2 | -- | -- | 115 | 4.4 | 34 | 26 | 4 |
| 1984-85 | 14.3 | 29 | 414 | 172-404 | 42.6 | 70-114 | 61.4 | -- | -- | 150 | 5.2 | 49 | 47 | 9 |
| 1984-83 | 13.3 | 12 | 160 | 70-137 | 51.1 | 20-34 | 58.8 | -- | -- | 108 | 9.0 | 19 | 37 | 3 |
| CAREER | 11.2 | 67 | 749 | 318-705 | 45.1 | 113-200 | 56.5 | -- | -- | 373 | 5.6 | 102 | 110 | 16 |

Sturdivant, Jeanne - Marietta, Georgia

| Year | PPG | GM | PTS | FG | FG% | FT | FT% | 3PT | 3P% | REB | RPG | STL | AST | BL |
|---------|-----|----|-----|-------|------|------|------|-----|-----|-----|-----|-----|-----|----|
| 1982-83 | 1.8 | 23 | 42 | 17-51 | 33.3 | 8-22 | 36.4 | -- | -- | 63 | 2.7 | 10 | 8 | 9 |
| CAREER | 1.8 | 23 | 42 | 17-51 | 33.3 | 8-22 | 36.4 | -- | -- | 63 | 2.7 | 10 | 8 | 9 |

Sullivan, Amy - Carrollton, Georgia

| Year | PPG | GM | PTS | FG | FG% | FT | FT% | 3PT | 3P% | REB | RPG | STL | AST | BL |
|---------|-----|----|-----|-------|------|-------|------|------|------|-----|-----|-----|-----|----|
| 1993-94 | 3.9 | 7 | 27 | 6-13 | 46.2 | 15-19 | 78.9 | 0-0 | 00.0 | 14 | 2.0 | 6 | 22 | 0 |
| 1992-93 | 3.8 | 29 | 110 | 22-80 | 27.5 | 62-77 | 80.5 | 4-13 | 30.8 | 50 | 1.7 | 41 | 82 | 3 |
| CAREER | 3.8 | 36 | 137 | 28-93 | 30.1 | 77-96 | 80.2 | 4-13 | 30.8 | 64 | 1.8 | 47 | 104 | 3 |

Sutter, Lisa - Dallas, Georgia

| Year | PPG | GM | PTS | FG | FG% | FT | FT% | 3PT | 3P% | REB | RPG | STL | AST | BL |
|---------|-----|----|-----|------|------|-----|------|-----|------|-----|-----|-----|-----|----|
| 2003-04 | 0.7 | 10 | 7 | 3-15 | 20.0 | 0-0 | 00.0 | 1-7 | 14.3 | 4 | 0.4 | 1 | 1 | 0 |
| CAREER | 0.7 | 10 | 7 | 3-15 | 20.0 | 0-0 | 00.0 | 1-7 | 14.3 | 4 | 0.4 | 1 | 1 | 0 |

Swindell, Sherry - Lilburn, Georgia

| Year | PPG | GM | PTS | FG | FG% | FT | FT% | 3PT | 3P% | REB | RPG | STL | AST | BL |
|---------|------|----|-----|---------|------|-------|------|---------|------|------|-----|-----|-------|----|
| 1991-92 | 9.5 | 31 | 295 | 116-253 | 45.8 | 11-18 | 61.1 | 52-105 | 49.5 | 68 | 2.2 | 31 | 60 | 0 |
| 1990-91 | 8.9 | 31 | 275 | 106-229 | 46.3 | 23-38 | 60.5 | 52 | 105 | 49.5 | 58 | 1.9 | 40-44 | 0 |
| 1989-90 | 12.1 | 29 | 350 | 138-290 | 47.6 | 30-41 | 73.2 | 44-82 | 53.7 | 75 | 2.8 | 30 | 54 | 1 |
| CAREER | 10.1 | 91 | 920 | 360-772 | 46.7 | 64-97 | 66.0 | 148-292 | 50.7 | 201 | 2.2 | 101 | 158 | 1 |

Szaniecka, Anna - Poznan, Poland

| Year | PPG | GM | PTS | FG | FG% | FT | FT% | 3PT | 3P% | REB | RPG | STL | AST | BL |
|---------|-----|----|-----|---------|------|---------|------|-----|------|-----|-----|-----|-----|----|
| 2002-03 | 1.5 | 13 | 20 | 8-16 | 50.0 | 4-10 | 40.0 | 0-0 | 00.0 | 16 | 1.2 | 3 | 2 | 0 |
| 2001-02 | 7.0 | 27 | 189 | 72-152 | 47.4 | 45-74 | 60.8 | 0-0 | 00.0 | 119 | 4.4 | 17 | 39 | 12 |
| 2000-01 | 9.3 | 27 | 251 | 95-182 | 52.2 | 61-89 | 68.5 | 0-0 | 00.0 | 191 | 7.1 | 25 | 30 | 5 |
| 1999-00 | 4.8 | 27 | 130 | 52-92 | 56.5 | 26-44 | 59.1 | 0-0 | 00.0 | 40 | 1.5 | 7 | 18 | 4 |
| CAREER | 6.3 | 94 | 590 | 227-442 | 51.4 | 136-217 | 63.8 | 00 | 00.0 | 366 | 4.3 | 52 | 89 | 21 |

Tanner, Tiffany - Fort Ogelthorpe, Georgia

| Year | PPG | GM | PTS | FG | FG% | FT | FT% | 3PT | 3P% | REB | RPG | STL | AST | BL |
|---------|-----|----|-----|---------|------|---------|------|-----|------|-----|-----|-----|-----|----|
| 1995-96 | 5.6 | 29 | 162 | 56-144 | 38.9 | 50-74 | 67.6 | 0-1 | 00.0 | 118 | 4.1 | 45 | 53 | 2 |
| 1994-95 | 5.3 | 26 | 138 | 46-112 | 41.1 | 46-76 | 60.5 | 0-0 | 00.0 | 108 | 4.2 | 42 | 26 | 1 |
| 1993-94 | 3.8 | 29 | 109 | 40-97 | 41.2 | 29-58 | 50.0 | 0-0 | 00.0 | 82 | 2.8 | 21 | 22 | 2 |
| CAREER | 4.9 | 84 | 409 | 142-353 | 40.2 | 125-208 | 60.1 | 0-1 | 00.0 | 308 | 3.7 | 108 | 101 | 5 |

Thomas, Audra - Romeo, Michigan

| Year | PPG | GM | PTS | FG | FG% | FT | FT% | 3PT | 3P% | REB | RPG | STL | AST | BL |
|---------|-----|----|-----|-------|------|-------|------|-----|------|-----|-----|-----|-----|----|
| 2000-01 | 2.7 | 23 | 62 | 24-52 | 46.2 | 14-28 | 50.0 | 0-0 | 00.0 | 46 | 2.0 | 7 | 7 | 0 |
| CAREER | 2.7 | 23 | 62 | 24-52 | 46.2 | 14-28 | 50.0 | 0-0 | 00.0 | 46 | 2.0 | 7 | 7 | 0 |



All-time Players

Thomas, Mandy - Boaz, Alabama

| Year | PPG | GM | PTS | FG | FG% | FT | FT% | 3PT | 3P% | REB | RPG | STL | AST | BL |
|---------|-----|----|-----|---------|------|--------|------|-----|------|-----|-----|-----|-----|----|
| 1997-98 | 7.0 | 27 | 188 | 80-196 | 40.8 | 28-37 | 75.7 | 0-2 | 00.0 | 107 | 4.0 | 52 | 110 | 9 |
| 1996-97 | 6.8 | 32 | 216 | 82-217 | 37.8 | 52-76 | 68.4 | 0-1 | 00.0 | 161 | 5.0 | 69 | 86 | 8 |
| CAREER | 6.8 | 59 | 404 | 162-413 | 39.2 | 80-113 | 70.8 | 0-3 | 00.0 | 267 | 4.5 | 121 | 196 | 17 |

Thomas, Monica - Hephzibah, Georgia

| Year | PPG | GM | PTS | FG | FG% | FT | FT% | 3PT | 3P% | REB | RPG | STL | AST | BL |
|---------|------|----|-----|---------|------|-------|------|-----|-------|-----|-----|-----|-----|----|
| 1991-92 | 11.5 | 31 | 355 | 148-284 | 52.1 | 58-98 | 59.2 | 1-1 | 100.0 | 140 | 4.5 | 20 | 20 | 20 |
| CAREER | 11.5 | 31 | 355 | 148-284 | 52.1 | 58-98 | 59.2 | 1-1 | 100.0 | 140 | 4.5 | 20 | 20 | 20 |

Awards and Honors 1992, NAIA District 25 All-Freshman Team.

Thornton, Dion - Jackson, Tennessee

| Year | PPG | GM | PTS | FG | FG% | FT | FT% | 3PT | 3P% | REB | RPG | STL | AST | BL |
|---------|------|----|-----|---------|------|---------|------|-----|------|-----|-----|-----|-----|----|
| 1998-99 | 15.7 | 32 | 503 | 197-348 | 56.6 | 109-161 | 67.7 | 0-0 | 00.0 | 274 | 8.6 | 46 | 42 | 40 |
| 1997-98 | 15.1 | 28 | 423 | 173-302 | 57.3 | 77-131 | 58.8 | 0-0 | 00.0 | 261 | 9.3 | 34 | 41 | 29 |
| CAREER | 15.4 | 60 | 926 | 370-650 | 56.9 | 186-292 | 63.7 | 0-0 | 00.0 | 535 | 8.9 | 80 | 83 | 69 |

Awards and Honors 1999, First Team All-Peach Belt Conference; 1999, Peach Belt Conference Player of the Week (January 25); 1998, Women's Division II Bulletin Honorable Mention All-American; 1998 First Team All-Peach Belt Conference; 1998, Peach Belt Conference Player of the Week (January 5, January 26).

Touchstone, Angie - Adairsville, Georgia

| Year | PPG | GM | PTS | FG | FG% | FT | FT% | 3PT | 3P% | REB | RPG | STL | AST | BL |
|---------|-----|----|-----|-------|------|-----|------|-----|-----|-----|-----|-----|-----|----|
| 1982-83 | 1.8 | 15 | 27 | 13-40 | 32.5 | 1-3 | 33.3 | -- | -- | 9 | 0.6 | 2 | 5 | 0 |
| CAREER | 1.8 | 15 | 27 | 13-40 | 32.5 | 1-3 | 33.3 | -- | -- | 9 | 0.6 | 2 | 5 | 0 |

Trammell, Jenny - Acworth, Georgia

| Year | PPG | GM | PTS | FG | FG% | FT | FT% | 3PT | 3P% | REB | RPG | STL | AST | BL |
|---------|-----|-----|-----|---------|------|---------|------|-----|------|-----|-----|-----|-----|----|
| 1991-92 | 3.6 | 31 | 112 | 47-101 | 46.5 | 17-28 | 60.7 | 1-2 | 50.0 | 110 | 3.5 | 55 | 73 | 2 |
| 1990-91 | 3.6 | 30 | 107 | 40-90 | 44.4 | 27-39 | 69.2 | 1-2 | 50.0 | 89 | 3.0 | 52 | 72 | 0 |
| 1989-90 | 9.1 | 29 | 265 | 99-203 | 48.8 | 67-101 | 66.3 | 0-1 | 00.0 | 166 | 6.4 | 108 | 133 | 2 |
| 1988-89 | 3.4 | 28 | 96 | 34-79 | 43.0 | 28-38 | 73.7 | 0-0 | 00.0 | 66 | 2.4 | 36 | 32 | 1 |
| CAREER | 4.9 | 118 | 580 | 220-473 | 46.5 | 139-206 | 67.5 | 2-5 | 40.0 | 431 | 3.7 | 251 | 310 | 5 |

Tripp, Tammy - Dawson, Georgia

| Year | PPG | GM | PTS | FG | FG% | FT | FT% | 3PT | 3P% | REB | RPG | STL | AST | BL |
|---------|-----|----|-----|------|------|-------|------|-----|------|-----|-----|-----|-----|----|
| 1988-89 | 2.7 | 9 | 24 | 7-21 | 33.3 | 10-13 | 76.9 | 0-0 | 00.0 | 9 | 1.0 | 7 | 6 | 2 |
| CAREER | 2.7 | 9 | 24 | 7-21 | 33.3 | 10-13 | 76.9 | 0-0 | 00.0 | 9 | 1.0 | 7 | 6 | 2 |

Trundle, Conny - Ringgold, Georgia

| Year | PPG | GM | PTS | FG | FG% | FT | FT% | 3PT | 3P% | REB | RPG | STL | AST | BL |
|---------|------|----|-----|---------|------|---------|------|-----|------|-----|-----|-----|-----|----|
| 1990-91 | 9.8 | 31 | 305 | 116-225 | 51.6 | 73-117 | 62.4 | 0-0 | 00.0 | 150 | 4.8 | 17 | 19 | 0 |
| 1989-90 | 14.2 | 27 | 384 | 143-278 | 51.4 | 100-148 | 67.6 | 0-0 | 00.0 | 161 | 6.7 | 22 | 30 | 3 |
| 1988-89 | 8.1 | 28 | 227 | 90-176 | 51.1 | 47-78 | 60.3 | 0-0 | 00.0 | 100 | 3.6 | 13 | 13 | 3 |
| CAREER | 10.7 | 86 | 916 | 349-679 | 51.4 | 210-343 | 61.2 | 0-0 | 00.0 | 411 | 4.8 | 52 | 62 | 6 |

Turner, Jenifer - Morrow, Georgia

| Year | PPG | GM | PTS | FG | FG% | FT | FT% | 3PT | 3P% | REB | RPG | STL | AST | BL |
|---------|-----|----|-----|---------|------|---------|------|-----|-----|-----|-----|-----|-----|----|
| 1985-86 | 3.4 | 25 | 86 | 30-82 | 36.6 | 26-41 | 63.4 | -- | -- | 47 | 1.9 | 19 | 15 | 1 |
| 1984-85 | 7.8 | 29 | 226 | 91-218 | 41.7 | 44-71 | 62.0 | -- | -- | 115 | 3.9 | 48 | 13 | 1 |
| 1983-84 | 8.4 | 27 | 227 | 94-218 | 43.1 | 39-49 | 79.6 | -- | -- | 93 | 3.4 | 30 | 38 | 3 |
| CAREER | 6.7 | 81 | 539 | 215-518 | 41.6 | 109-161 | 67.7 | -- | -- | 255 | 3.1 | 97 | 66 | 5 |

Usaitė, Kristina - Klaipėda, Lithuania

| Year | PPG | GM | PTS | FG | FG% | FT | FT% | 3PT | 3P% | REB | RPG | STL | AST | BL |
|---------|------|----|-----|---------|------|---------|------|-----|------|-----|-----|-----|-----|----|
| 2003-04 | 13.3 | 29 | 387 | 107-254 | 42.1 | 171-230 | 74.3 | 2-4 | 50.0 | 212 | 7.3 | 46 | 64 | 43 |
| 2002-03 | 7.6 | 29 | 221 | 69-186 | 37.1 | 83-124 | 66.9 | 0-4 | 00.0 | 175 | 6.0 | 40 | 49 | 24 |
| CAREER | 10.5 | 58 | 608 | 176-440 | 40.0 | 254-354 | 71.2 | 2-8 | 25.0 | 387 | 6.7 | 86 | 113 | 67 |

Varnum, Abriele - Commerce, Georgia

| Year | PPG | GM | PTS | FG | FG% | FT | FT% | 3PT | 3P% | REB | RPG | STL | AST | BL |
|---------|-----|----|-----|------|------|-----|------|------|------|-----|-----|-----|-----|----|
| 2001-02 | 1.0 | 3 | 3 | 1-2 | 50.0 | 1-2 | 50.0 | 0-1 | 00.0 | 0 | 0.0 | 0 | 1 | 0 |
| 2000-01 | 2.1 | 11 | 23 | 7-18 | 38.9 | 3-6 | 50.0 | 6-12 | 50.0 | 7 | 0.6 | 2 | 3 | 0 |
| CAREER | 1.9 | 14 | 26 | 8-20 | 40.0 | 4-8 | 50.0 | 6-13 | 46.2 | 7 | 0.5 | 2 | 4 | 0 |

Walden, Brittany - Blue Ridge, Georgia

| Year | PPG | GM | PTS | FG | FG% | FT | FT% | 3PT | 3P% | REB | RPG | STL | AST | BL |
|---------|-----|----|-----|------|------|-----|------|-----|------|-----|-----|-----|-----|----|
| 2003-04 | 0.7 | 10 | 7 | 2-13 | 15.4 | 2-6 | 33.3 | 1-9 | 11.1 | 4 | 0.4 | 0 | 3 | 0 |
| CAREER | 0.7 | 10 | 7 | 2-13 | 15.4 | 2-6 | 33.3 | 1-9 | 11.1 | 4 | 0.4 | 0 | 3 | 0 |

All-time Players



Waldrip, Gina - Gainesville, Georgia

| Year | PPG | GM | PTS | FG | FG% | FT | FT% | 3PT | 3P% | REB | RPG | STL | AST | BL |
|---------|-----|-----|-----|---------|------|---------|------|------|------|-----|-----|-----|-----|----|
| 1989-90 | 6.1 | 29 | 177 | 62-154 | 40.3 | 47-82 | 57.3 | 3-8 | 37.5 | 108 | 3.8 | 81 | 220 | 3 |
| 1988-89 | 4.8 | 27 | 130 | 46-104 | 44.2 | 38-50 | 76.0 | 0-0 | 00.0 | 68 | 1.9 | 41 | 68 | 0 |
| 1987-88 | 6.0 | 32 | 193 | 69-158 | 43.7 | 52-75 | 69.3 | 3-4 | 75.0 | 53 | 1.7 | 44 | 43 | 0 |
| 1986-87 | 5.9 | 28 | 164 | 66-146 | 45.2 | 32-51 | 62.7 | -- | -- | 73 | 2.6 | 56 | 59 | 4 |
| CAREER | 5.7 | 116 | 664 | 243-562 | 43.2 | 169-258 | 65.5 | 6-12 | 50.0 | 302 | 2.6 | 222 | 390 | 7 |

Watts, Kim - Cave Springs, Georgia

| Year | PPG | GM | PTS | FG | FG% | FT | FT% | 3PT | 3P% | REB | RPG | STL | AST | BL |
|---------|------|-----|------|---------|------|---------|------|-----|------|-----|-----|-----|-----|----|
| 1995-96 | 11.5 | 28 | 324 | 121-263 | 46.0 | 80-120 | 66.7 | 0-0 | 00.0 | 263 | 9.4 | 48 | 56 | 11 |
| 1994-95 | 5.8 | 25 | 144 | 59-131 | 45.0 | 26-51 | 51.0 | 0-0 | 00.0 | 117 | 4.7 | 20 | 16 | 2 |
| 1993-94 | 10.3 | 29 | 299 | 123-262 | 46.9 | 53-96 | 55.2 | 0-1 | 00.0 | 217 | 7.5 | 37 | 18 | 1 |
| 1992-93 | 10.0 | 30 | 299 | 124-238 | 52.1 | 51-70 | 72.9 | 0-0 | 00.0 | 203 | 6.8 | 31 | 39 | 14 |
| CAREER | 9.5 | 112 | 1066 | 427-894 | 47.8 | 210-337 | 62.3 | 0-1 | 00.0 | 800 | 7.1 | 136 | 129 | 28 |

Awards and Honors 1996, Peach Belt Conference All-Tournament Team; 1993, NAIA District 25 All-Freshman Team.

Webb, Lorena - Ocala, Florida

| Year | PPG | GM | PTS | FG | FG% | FT | FT% | 3PT | 3P% | REB | RPG | STL | AST | BL |
|---------|-----|----|-----|-------|------|-------|------|-----|------|-----|-----|-----|-----|----|
| 1998-99 | 3.8 | 16 | 61 | 23-50 | 46.0 | 15-26 | 57.7 | 0-0 | 00.0 | 39 | 2.4 | 2 | 8 | 2 |
| CAREER | 3.8 | 16 | 61 | 23-50 | 46.0 | 15-26 | 57.7 | 0-0 | 00.0 | 39 | 2.4 | 2 | 8 | 2 |

West, Larvisha - Statenville, Georgia

| Year | PPG | GM | PTS | FG | FG% | FT | FT% | 3PT | 3P% | REB | RPG | STL | AST | BL |
|---------|-----|----|-----|--------|------|-------|------|--------|------|-----|-----|-----|-----|----|
| 2003-04 | 8.9 | 28 | 250 | 90-219 | 41.1 | 19-23 | 82.6 | 51-133 | 38.3 | 128 | 4.6 | 45 | 64 | 4 |
| CAREER | 8.9 | 28 | 250 | 90-219 | 41.1 | 19-23 | 82.6 | 51-133 | 38.3 | 128 | 4.6 | 45 | 64 | 4 |

Williamson, Kelly - North Springs, Georgia

| Year | PPG | GM | PTS | FG | FG% | FT | FT% | 3PT | 3P% | REB | RPG | STL | AST | BL |
|---------|-----|----|-----|-------|------|------|------|-----|-----|-----|-----|-----|-----|----|
| 1984-85 | 1.0 | 27 | 29 | 12-31 | 38.7 | 5-17 | 29.4 | -- | -- | 19 | 0.7 | 26 | 17 | 1 |
| 1983-84 | 0.8 | 6 | 5 | 1-3 | 33.3 | 1-2 | 50.0 | -- | -- | 2 | 0.3 | 0 | 3 | 12 |
| CAREER | 1.0 | 33 | 34 | 13-34 | 38.2 | 6-19 | 31.6 | -- | -- | 21 | 0.6 | 26 | 20 | 13 |

Willingham, April - Forsyth, Georgia

| Year | PPG | GM | PTS | FG | FG% | FT | FT% | 3PT | 3P% | REB | RPG | STL | AST | BL |
|---------|-----|----|-----|--------|------|--------|------|-----|------|-----|-----|-----|-----|----|
| 1992-93 | 2.5 | 30 | 76 | 28-75 | 37.3 | 19-28 | 67.9 | 1-4 | 25.0 | 32 | 1.1 | 22 | 67 | 0 |
| 1991-92 | 1.9 | 18 | 35 | 10-32 | 31.3 | 15-19 | 78.9 | 0-1 | 00.0 | 15 | 0.8 | 4 | 17 | 0 |
| 1990-91 | 2.6 | 19 | 55 | 16-39 | 41.0 | 23-32 | 71.9 | 0-1 | 00.0 | 18 | 0.9 | 7 | 31 | 0 |
| 1989-90 | 2.2 | 29 | 64 | 19-49 | 38.8 | 25-37 | 67.6 | 1-2 | 50.0 | 26 | 0.9 | 20 | 55 | 3 |
| CAREER | 2.4 | 96 | 230 | 73-195 | 37.4 | 82-116 | 70.7 | 2-8 | 25.0 | 91 | 1.0 | 53 | 170 | 3 |

Willis, Sharon - Marietta, Georgia

| Year | PPG | GM | PTS | FG | FG% | FT | FT% | 3PT | 3P% | REB | RPG | STL | AST | BL |
|---------|------|----|-----|---------|------|-------|------|-----|-----|-----|-----|-----|-----|----|
| 1982-83 | 10.3 | 23 | 238 | 101-226 | 44.7 | 39-63 | 57.1 | -- | -- | 164 | 7.1 | 34 | 21 | 7 |
| CAREER | 10.3 | 23 | 238 | 101-226 | 44.7 | 39-63 | 57.1 | -- | -- | 164 | 7.1 | 34 | 21 | 7 |

Willis, Sheila - Marietta, Georgia

| Year | PPG | GM | PTS | FG | FG% | FT | FT% | 3PT | 3P% | REB | RPG | STL | AST | BL |
|---------|------|----|-----|---------|------|-------|------|-----|-----|-----|-----|-----|-----|----|
| 1982-83 | 13.0 | 23 | 299 | 130-284 | 45.8 | 39-58 | 67.2 | -- | -- | 186 | 8.1 | 31 | 20 | 5 |
| CAREER | 13.0 | 23 | 299 | 130-284 | 45.8 | 39-58 | 67.2 | -- | -- | 186 | 8.1 | 31 | 20 | 5 |

Worthy, Chason - Dallas, Georgia

| Year | PPG | GM | PTS | FG | FG% | FT | FT% | 3PT | 3P% | REB | RPG | STL | AST | BL |
|---------|-----|----|-----|-----|------|-----|------|-----|------|-----|-----|-----|-----|----|
| 1995-96 | 0.5 | 11 | 5 | 1-6 | 16.7 | 3-7 | 42.9 | 0-0 | 00.0 | 10 | 0.9 | 2 | 5 | 0 |
| CAREER | 0.5 | 11 | 5 | 1-6 | 16.7 | 3-7 | 42.9 | 0-0 | 00.0 | 10 | 0.9 | 2 | 5 | 0 |

Wright, Shelly - Douglasville, Georgia

| Year | PPG | GM | PTS | FG | FG% | FT | FT% | 3PT | 3P% | REB | RPG | STL | AST | BL |
|---------|-----|----|-----|-------|------|-------|------|-----|------|-----|-----|-----|-----|----|
| 1995-96 | 3.2 | 26 | 82 | 30-75 | 40.0 | 22-40 | 55.0 | 0-0 | 00.0 | 71 | 2.7 | 9 | 11 | 2 |
| CAREER | 3.2 | 26 | 82 | 30-75 | 40.0 | 22-40 | 55.0 | 0-0 | 00.0 | 71 | 2.7 | 9 | 11 | 2 |

Wyatt, Jocelyn - Lilburn, Georgia

| Year | PPG | GM | PTS | FG | FG% | FT | FT% | 3PT | 3P% | REB | RPG | STL | AST | BL |
|---------|-----|----|-----|--------|------|-------|------|-----|------|-----|-----|-----|-----|----|
| 2000-01 | 7.7 | 27 | 209 | 82-179 | 45.8 | 45-63 | 71.4 | 0-0 | 00.0 | 156 | 5.8 | 38 | 46 | 6 |
| CAREER | 7.7 | 27 | 209 | 82-179 | 45.8 | 45-63 | 71.4 | 0-0 | 00.0 | 156 | 5.8 | 38 | 46 | 6 |

Yarborough, Rhonda - Lithia Springs, Georgia

| Year | PPG | GM | PTS | FG | FG% | FT | FT% | 3PT | 3P% | REB | RPG | STL | AST | BL |
|---------|-----|----|-----|------|------|-------|------|-----|-----|-----|-----|-----|-----|----|
| 1986-87 | 1.8 | 12 | 21 | 6-37 | 16.2 | 9-12 | 75.0 | -- | -- | 23 | 1.9 | 3 | 7 | 0 |
| 1985-86 | 0.7 | 11 | 8 | 2-9 | 22.2 | 4-7 | 57.1 | -- | -- | 12 | 1.1 | 2 | 2 | 1 |
| CAREER | 1.3 | 23 | 29 | 8-46 | 17.4 | 13-19 | 68.4 | -- | -- | 35 | 1.5 | 5 | 9 | 1 |

All-time Players

Zachery, Candice - Douglasville, Georgia

| Year | PPG | GM | PTS | FG | FG% | FT | FT% | 3PT | 3P% | REB | RPG | STL | AST | BL |
|---------|-----|----|-----|--------|------|-------|------|-----|-----|-----|-----|-----|-----|----|
| 1982-83 | 5.7 | 17 | 97 | 40-115 | 34.8 | 17-33 | 51.5 | -- | -- | 54 | 3.2 | 30 | 36 | 0 |
| CAREER | 5.7 | 17 | 97 | 40-115 | 34.8 | 17-33 | 51.5 | -- | -- | 54 | 3.2 | 30 | 36 | 0 |

Zmuda, Ewelina - Zielona Gora, Poland

| Year | PPG | GM | PTS | FG | FG% | FT | FT% | 3PT | 3P% | REB | RPG | STL | AST | BL |
|---------|-----|----|-----|---------|------|--------|------|-----|------|-----|-----|-----|-----|-----|
| 1999-00 | 5.3 | 30 | 160 | 71-159 | 44.7 | 18-41 | 43.9 | 0-0 | 00.0 | 170 | 5.7 | 36 | 21 | 72 |
| 1998-99 | 6.5 | 20 | 130 | 53-91 | 58.2 | 24-40 | 60.0 | 0-0 | 00.0 | 72 | 3.6 | 14 | 8 | 24 |
| 1997-98 | 2.7 | 24 | 64 | 28-78 | 35.9 | 8-20 | 40.0 | 0-0 | 00.0 | 73 | 3.0 | 12 | 10 | 34 |
| CAREER | 4.8 | 74 | 354 | 152-328 | 46.3 | 50-101 | 49.5 | 0-0 | 00.0 | 315 | 4.3 | 62 | 39 | 130 |



About the Atlantic Sun Conference

History

Founded September 19, 1978, the Atlantic Sun Conference has operated over a quarter century in the ever-changing landscape of intercollegiate athletics with a consistent commitment to its Constitutional Mission to "assist its member institutions in the maintenance of programs of intercollegiate athletics which are compatible with the highest standards of education and competitive sports." Formerly known as the Trans America Athletic Conference, the A-Sun changed its name in June of 2001 and introduced a new visual identity that distinguishes the league.

Bill Bibb became the A-Sun's third full-time commissioner when he took the reigns in October of 1991. Bibb followed Lou McCullough (1983-91) and Bob Vanatta (1979-83). The A-Sun office has been in Macon, Georgia, since April, 1992, after relocating from Athens, Georgia (1983-1992). The first office was located in Shreveport, Louisiana (1979-1983).

Academic Excellence

The Atlantic Sun Conference continues to prove that it excels both athletically and academically. In 2005-06, more than 50 percent of the conference's student-athletes who participated during the season earned all-academic honors. For the spring season alone, 52.2 percent of student-athletes in the A-Sun were honored, as compared to 50.0 percent during the fall, giving the conference a 51.4 percent total.

This marks the third consecutive year that the A-Sun has surpassed the 50 percent total. Belmont University won the A-Sun All-Academic Trophy for the fifth consecutive year. The award is given annually to the conference school with the greatest percentage of student-athletes receiving all academic honors. The Nashville school finished with 65.1 percent of all student-athletes earning the honor. For the fourth consecutive year, women's cross country had the highest rate of student-athletes earn all-academic, as 66.7 percent (92 of 138) were honored, with women's golf placing second at 64.6 percent. Four women's cross country and four women's soccer teams received All-Academic national recognition from their respective coaches associations.

Mercer's Will Emerson earned A-Sun Student-Athlete of the Year for the second consecutive year and academic All-America on the men's basketball first team. On the women's side, ETSU women's soccer standout Erin Ashton was voted A-Sun Student-Athlete of the Year. Both received NCAA Postgraduate Scholarships.



The bar for academic excellence in the league was set in 2003-04 as Belmont broke its own single-season conference mark with 71.4% of its athletes earning All-Academic honors (152 of 213). A record 52.8 percent of all A-Sun athletes earned all-academic honors that year.

Athletic Excellence

The A-Sun has continually matched its classroom achievement with success on the playing fields. Over the past eight-plus years, the A-Sun has posted NCAA wins in each of the team sports that it sponsors. For the seventh straight season the A-Sun advanced multiple teams to the NCAA Baseball Championship, with tournament champion Stetson and regular season champion Jacksonville receiving bids in 2006. The A-Sun also sent multiple teams to the NCAA men's golf championship for the fourth straight season in 2006 as Top-15 ranked ETSU joined A-Sun champ Jacksonville at NCAA Regionals. The A-Sun received multiple postseason berths in men's basketball for the third time in five seasons as Belmont made their first NCAA Championship appearance and Lipscomb earned an NIT bid. The women's programs matched the men as Florida Atlantic faced LSU in the NCAA Tournament and Belmont traveled to Volunteer State rival Tennessee Tech for a WNIT game.

About the Atlantic Sun Conference






Membership

The A-Sun is a blend of the southeast's finest private and most dynamic state schools. Florida Gulf Coast and USC Upstate will enter league competition in 2007-08.

Belmont Bruins, Nashville, Tenn.
 Campbell Camels, Buies Creek, N.C.
 East Tennessee State, Bucs Johnson City, Tenn.
 Florida Gulf Coast Eagles, Fort Myers, Fla.
 Gardner-Webb Bulldogs, Boiling Springs, N.C.
 Jacksonville Dolphins, Jacksonville, Fla.
 Kennesaw State Owls, Kennesaw, Ga.
 Lipscomb Bisons, Nashville, Tenn.
 Mercer Bears, Macon, Ga.
 North Florida Ospreys, Jacksonville, Fla.
 USC Upstate Spartans, Spartanburg, S.C.
 Stetson Hatters, DeLand, Fla.

With outstanding achievement in academics and athletics, the A-Sun ranks as one of the country's top all-around collegiate athletic conferences. In addition to great schools, the A-Sun boasts some of the nation's top destination areas and media markets. With Atlanta and Fort Myers, Nashville and the Tri-Cities, Jacksonville and Raleigh/Durham, the Atlantic Sun offers the best of the southeastern United States.

**Atlantic Sun Conference Map
 Effective 2007-08**



College is
tough enough
without having
to eat
dorm food.

ALL-YOU-CAN-EAT EVERY DAY

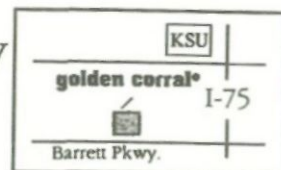
- Rotisserie Chicken • Fresh-Made Pizza • Made-From-Scratch Mashed Potato
- Carving Station with Sirloin Steak, Salmon or BBQ Ribs
- Fresh Fried Chicken • Fresh Hot Soup • Giant Salad Bar
- Homemade Dressings • Fresh Fruit • In the Bakery every day, fresh made Muffins, Cookies, Brownies and Rolls. Hundreds of other mouth-watering treats every day on the Golden Choice Buffet.®



Try our Breakfast Buffet and wrap up your week with all your tasty breakfast favorites.

Saturday and Sunday 7:30 to 11:00

700 Barrett Parkway
Kennesaw, GA
428-6770



About KENNESAW STATE



Kennesaw State University is a comprehensive, residential institution with a growing student population approaching 20,000 from 132 countries. The third largest university in the state of Georgia, Kennesaw State offers more than 60 graduate and undergraduate degrees, including a brand new Doctorate of Education in Leadership.

Kennesaw State University is committed to promoting the success of students. In the classrooms and laboratories, Kennesaw State students come into contact with dedicated faculty who are superb teachers and excellent researchers. In state-of-the-art campus housing, students become part of KSU's living-learning communities. And for life enrichment, a myriad of student organizations and activities are offered on campus.

More than 100 clubs, organizations and athletic activities keep the campus alive with excitement and activity. KSU's faculty, staff and students reach outside campus boundaries to enhance the quality of life in Northwest Georgia and beyond.

About ATLANTA



Atlanta is one of the most vibrant and exciting cities in the United States. Atlanta is also one of the South's proudest gems, a collage of cultural diversity and sophistication coupled with a solid helping of Southern charm and hospitality. The world was reintroduced to this cosmopolitan city thanks to the 1996 Summer Olympics, which showcased the city and it's people.

Atlanta is also home to many successful professional sports organizations: the

Braves (Major League Baseball), the Hawks (National Basketball Association), the Falcons (National Football League), the Thrashers (National Hockey League) and the Georgia Force (Arena Football League).

From the historic birthplace of American hero Dr. Martin Luther King Jr. to historic Oakland Cemetery, Atlanta's roots follow the country's path from yesterday to today and toward tomorrow.




About KENNESAW STATE ATHLETICS

Kennesaw State launched its intercollegiate athletics program in fall 1982 as a member of the National Association of Intercollegiate Athletics (NAIA), competing at the NCAA Division II level from 1994 to 2005. The program began with women's basketball and men's and women's cross-country as its only sports. The Owls now sponsor 15 intercollegiate sports in softball, basketball, cross country, golf, tennis, volleyball, soccer, indoor track, track and field and baseball.

The Owls recently entered into a new sports era when the athletic program moved up from NCAA Division II in 2005 to participate in the Div. I Atlantic Sun Conference. Kennesaw State has blossomed into one of the top college athletic programs in the country, producing six team championships, while as a Division II member.

That success can only be attributed to outstanding athletes and coaches. Among them is Scott Whitlock, the winningest coach in NCAA softball, who was recently inducted into the National Fastpitch Coaches Association Hall of Fame and who led the team to a national championship in 1995 and 1996; Tony Ingle, who led the men's basketball team to the 2004 NCAA Division II National Championship title; and Mike Sansing, who led the baseball team to a national championship in 1996; and Rob King who guided the Owls to the 2003 women's soccer national crown.



About CHAMPIONS



Winning is contagious at Kennesaw State, which is making quite the name for itself in the collegiate sports world by winning team championships and individual titles at the NAIA and NCAA Division II levels.

Beginning with NAIA men's golf medalist John Hough in the mid-80s and continuing into the 21st century, the Owls have brought home more than 10 national championships in seven sports, establishing a solid reputation of success.

In 2005-2006, after moving into Division I and the Atlantic Sun Conference, Kennesaw State captured its most recent championship – the A-Sun Women's Cross Country title. In total, the Owls have won more than 100 championships, including 27 NCAA Division II regional crowns.



Baseball

1996 (NCAA Division II), 1994 (NAIA)

Men's Basketball

2004 (NCAA Division II)

Men's Golf

John Hough - 1986 (NAIA)

Softball

1996 (NCAA Division II),

1995 (NCAA Division II)

Women's Cross Country

Marjo Venalainen - 2000, 1999 (NCAA Division II)

Women's Soccer

2003 (NCAA Division II)

Women's Track

Marjo Venalainen - 1500m (NCAA Division II)

3000m (NCAA Division II)

About ACADEMICS

On the academic side, Kennesaw State offers more than 60 graduate and undergraduate degree programs in the arts, humanities, social sciences, mathematics, natural sciences, accounting, business fields, teacher education, computing and information systems and nursing. In addition, the university now offers a new Doctorate of Education in Leadership degree program.

KSU is fully accredited by the Southern Association of Colleges and Schools with the Commission on Colleges endorsement.

Kennesaw State's seven colleges:

- College of the Arts
- Michael J. Coles College of Business
- Bagwell College of Education
- WellStar College of Health and Human Services
- College of Humanities and Social Sciences
- College of Science and Mathematics
- University College



About STUDENT-ATHLETES SUPPORT SERVICES



Athletics enhances the academic experience of Student Athletes. That is a belief that guides Kennesaw State Athletics. The playing field is a microcosm of life experiences. The young men and women who represent KSU on the playing field have been just as successful in the classroom. Since moving to the highest level of collegiate competition that is Division I the department also moved to improve the academic support it gives the Student Athlete. This past year the department created The Student Athlete Success Center.

This new unit is charged with improving the academic performance of Student Athletes. The **SACS** will be housed in the Universities' Student Counseling Center and staff by dedicated academicians. Their efforts will include academic and career counseling, establishing and monitoring study hall and participation in the certification of student athletes for practice and competition. In addition, the coordinator of the center will act as liaison between the athletic program and the academic side of campus.

The **SACS** will insure the continued success of KSU Athletes by providing one on one counseling to students who are in truth ambassadors of the institution. The counselors will work closely with student athletes, coaching staff and instructors to not only keep track of athletic eligibility, but to also help guide those Division I athletes to their ultimate goal of graduation.

THE CHAMPS LIFE SKILLS

The CHAMPS program strives to help student-athletes develop critical life skills that can be used beyond their athletic and academic careers. The program contains five commitments: academics, athletics, career development, personal development and community service. The goal of this program is that student-athletes will graduate and enter a chosen profession with a higher level of vision, maturity, motivation and overall success.

Academics — To support the academic progress of the student-athletes toward intellectual development and graduation through the use of a fully funded academic center, which provides academic counseling, tutoring, writing consulting and special needs assistance.

Athletics — To ensure the development of athletic programs that are broad-based, equitable and dedicated to the well-being of student-athletes. A wide range of top-notch facilities allows world-class athletes the opportunity to develop their talents.

Career Development — To encourage student-athletes to develop and pursue career and life goals through a wide range of career workshops, seminars and career counseling. The annual student-athlete resume book offers senior student-athletes exposure to high profile companies, while the student-athlete career fair gives student-athletes individualized time with key decision makers.

Personal Development — To support the development of a well-balanced lifestyle for student athletes, encouraging emotional well-being, personal growth and decision-making skills. Multiple seminars are offered every year on topics such as stress management, alcohol abuse, nutrition and mental toughness. Leadership opportunities are also offered through the Student-Athlete Advisory Committee.

Community Service — To engage student-athletes in service with their campus and community by introducing them to the benefits of investing in other people's lives. Through consistent community outreach, student-athletes hopefully are instilled with a life-long spirit of giving.

About STUDENT LIFE



Campus life is an important part of a Kennesaw State University education. While experiencing intellectual growth and preparing for a career are primary goals of a college education, your experiences and development as a person are no less important. At Kennesaw State, the classroom is not the only place for learning. Life at KSU is full of educational non-classroom experiences that are a vital part of any student's college years. KSU provides many avenues for positive experiences and personal enrichment:

more than 100 student groups, clubs and organizations; intramural sports and recreation; student government; fraternities and sororities; student media; and on-campus housing. There are currently three on-campus apartment communities: University Village,

University Place and KSU

Place. All first-year

residential students live in

University Village and

participate in a CLASS

Learning Community, where

they share three common

classes with other

residential freshmen.



About FACILITIES



Kennesaw State University has made a commitment to offer state-of-the-art facilities in which student-athletes can study, train and compete in the Atlantic Sun Conference and for the NCAA championships. KSU's development team, as well as the new Athletic Association, are conducting a feasibility study for a capital campaign that will lead to the addition of excellent facilities for student-athletes in the next few years.

Two new venues have been built in the last three years: the \$14 million Convocation Center and the \$5 million Bobbie Bailey Baseball and Softball Athletic Complex. Future plans include a new soccer/baseball complex.

New Facilities and Improvements


KSU Convocation Center (2005)
Bobbie Bailey Athletic Center (2003)

Active Projects

Renovated volleyball locker room
Office suite for basketball programs
Soccer locker room renovation
Baseball/softball indoor batting and pitching facility

Planned Projects

Soccer/baseball complex
Field house with \$200 million indoor track facility
Training facility to support basketball and cheer programs
Tennis center to support both the men's and women's programs



We Didn't Invent The Chicken
Just The Chicken Sandwich®

TWO KENNESAW LOCATIONS
TOWN CENTER AT COBB • BARRETT PARKWAY

verizonwireless
We never stop working for you.®



The one you want when you really need to connect.



Exclusive and Official Wireless
Provider of Kennesaw State
University Athletics

We never stop working to connect our customers to America's most reliable wireless network. From camera phones to ringtones, sports alerts to video messaging - count on Verizon Wireless to bring you innovative voice and data solutions. Verizon Wireless. It's the Network.

Downloads may require connection in National Enhanced Services Coverage Area: Downloads-airtime & other fees apply; PIX-25¢/send & receive plus airtime; TXT-10¢/send & receive. Coverage limitations and maps at verizonwireless.com.

©2006 Verizon Wireless