


Kennesaw State

2003-04 Media Guide



LADY OWLS



OFFICIAL HOST HOTELS FOR KENNESAW STATE UNIVERSITY



GREAT DISCOUNTED RATES FOR TEAMS VISITING KSU AT A PRIME HOTEL LOCATION,
JUST 2 MILES FROM THE KSU CAMPUS!

2004 / 2005

TEAM RATES

Located directly across the street from Town Center Mall with numerous restaurants within walking distance!
Both hotels feature coffee makers in all rooms and free local telephone calls.

Holiday Inn EXPRESS®

147 Guest Rooms
Interior Corridor/High-rise
"Express Start" Breakfast Bar
100% Renovated Guest Rooms
HBO - ESPN - TBS - FOX - TNT - USA
THE WEATHER CHANNEL & MORE!
Free use of L.A. Fitness Health Facility
Business Center w/High Speed Internet
Outdoor Pool
Guest Laundry Facilities

TEAM RATES

THUR - SUN - \$65.00

MON - WED - \$74.00

(1 to 4 person rate)

FOR RESERVATIONS

CALL (770) 427-5210

ASK FOR THE SALES DEPARTMENT



61 Guest rooms
Interior Corridor/High-rise
Complimentary Breakfast Bar
Electronic Door Locks
HBO - ESPN - TBS -
FOX - TNT - USA
THE WEATHER CHANNEL & MORE!
Guest Laundry Facility Available
Outdoor Pool
Free use of L.A. Fitness Health Facility

TEAM RATES

\$59.00

(1 to 4 person rate)

FOR RESERVATIONS

CALL (770) 499-9200

ASK FOR THE GENERAL MANAGER



THINK OF YOURSELF AS A CUSTOMER.

Now think of yourself at MBNA.

Treating the Customer as we expect to be treated

Putting the Customer first every day—and meaning it

■ The words “Think of Yourself as a Customer” are above every doorway at MBNA. They express the attitude you must have to be successful at MBNA, the largest independent credit card lender in the world and a leading provider of retail deposit, consumer loan, and insurance products. Overall, we’re a company of people working together to satisfy the Customer. To ensure that the people of MBNA have what they need for their own career development, we offer meaningful work to do and the education, equipment, and support to do it. We also provide sophisticated technologies, comfortable work settings, and programs that help balance the demands of both the family and the workplace.

We are looking for people who like people.

A better way to apply: www.mbnacareers.com

MBNA currently has entry-level, full and part-time opportunities available. Please visit our website at www.mbnacareers.com for detailed information about these positions or to apply online. You may also forward your resume to:

MBNA Marketing Systems
210 Town Park Drive
Kennesaw, GA 30144
Phone: (678) 797-7225
Email: southern@mbnacareers.com



We're proud to be an Equal Employment Opportunity/voluntary Affirmative Action Employer.

© 2003 MBNA Marketing Systems

Kennesaw State University Owls



2003-04

Media and Information Guide

Kennesaw State University Athletics



Kennesaw State Owls
Building 3-Athletics
1000 Chastain Road
Kennesaw, Georgia 30144

Phone 770-423-6284 Fax 770-423-6665

Peach Belt Conference



Peach Belt Conference
P.O. Box 204390
Augusta, Georgia 30917

Phone 706-860-8499 Fax 706-860-5980

NCAA Offices



The National Collegiate Athletic Association
700 West Washington Street
P.O. Box 6222
Indianapolis, Indiana 46206-6222

Phone 317-917-6222 Fax 317-917-6888

Lady Owls Media Guide

The Kennesaw State Lady Owls Media Guide 2003-04 was produced on November 15 with information available as of October 15, 2004. The guide was designed and produced by Director of Sports Communication, Mark Toma, and the Kennesaw State University Sports Information Department. Biographies, statistics, editing and research provided by Assistant Sports Information Director Chris Lerstang. Photos provided by Jim Bolt, Richard Johnson and Mark Toma. If additional information is needed, please contact the Kennesaw State University Sports Information Department at 770-499-3217. The guide was printed by the Georgia Printing Company of Gainesville, Georgia - Kurt Anderson, printing supervisor.



2003-04 Women's Basketball Media Guide

Athletic Directory	4
The Spec Landrum Centre	5
President Betty Seigel	10
Athletic Director Dave Waples	13
Season Preview	16
Head Coach Colby Tilley	20
Assistant Coaches	22
Sports Medicine Staff	26
Lady Owls Roster	29



Schedule	30
The 2003-04 Lady Owls	33
Kennesaw State Opponents	47
Team Picture	52
Opponents	53
2002-03 Season Review	55
2002-03 Box Scores	60
KSU History	69
All-Time Records	83



**Executive Administrators**

Dr. Betty Siegel.....President
 Dr. Nancy King.....VP Student Success
 Dr. Len Black.....VP Academic Affairs
 Earle Holley.....VP Business/Finance
 Dr. Dave Waples.....Athletic Director

Athletics Administration

Michael Redd.....Director of Compliance
 Susan Whitlock...Sr. Women's Administrator
 Mike Sansing.....Assistant Athletic Director
 Scott Whitlock.....Assistant Athletic Director

Women's Basketball Operations

Colby Tilley.....Head Coach
 Paula Skinner.....Assistant Coach
 Sarah Coleman.....Assistant Coach
 Ginny Boggess.....Graduate Assistant
 Thomas Steward.....Graduate Assistant
 Abriele Varnum.....Student Coach

Medical Staff

Karen Pfeiffer.....Head Athletic Trainer
 Taz Kicklighter.....Senior Graduate Assistant
 Aimee Bruketa.....Graduate Assistant
 Travis Kummer.....Assistant Athletic Trainer
 David Ward.....Strength and Conditioning
 Emily Epperson.....Student Trainer
 Yasmeen Randolph.....Student Trainer
 Erica Yarbrough.....Student Trainer
 Dr. Bradley Henderson.....Orthopedist
 Dr. Keith Rau.....Chiropractor
 Dr. Jay Spector.....Podiatrist
 Dr. Kenneth Kligman.....Dentist

Sports Information

Mark Toma.....Director of Sports Media
 Chris Lerstang.....Associate SID
 Bo Counts.....Assistant SID
 Chris Ward.....Webmaster
 Alisha Alford.....Student Assistant
 Nicolas Arango.....Graphics
 Jim Bolt.....Photographer
 Richard Johnson.....Photographer

Game Operations

Grant Case.....Scorer's Table Coordinator
 Alan Brown.....Official Scorer
 Preston Pope.....Statistics

Mike Worthington.....PA Announcer
 Jenae Gzehoviak.....Shot Clock
 Rebecca Hall.....Statistics
 Sarah Lockett.....Statistics

Marketing and Promotions

Felecia Ingle.....Director of Marketing
 Jeff Chase.....Asst. Marketing Director

Game Webcasts

Mark Toma.....Director
 Craig Corbin.....Play-by-Play
 Mike Workinger.....Play-by-Play

University Relations

Frances Weyand.....Director
 Jennifer Hafer.....Public Relations
 Rick Woodall.....Media Specialist

Ticket Sales

Bill Gray.....Tickets and Concessions
 Ryan Coe.....Tickets and Concessions

Arena Maintenance

Cynthia Bonner.....Custodian Services

Athletic Department Staff

Jeanne Ingle.....Office Supervisor
 Tito Alvarez.....Student Supervisor
 Juan Hoyos.....Student Assistant
 Julio Robles.....Student Assistant
 Julia Millan.....Student Assistant
 Natalia Meneses.....Student Assistant
 Marcela Guerrero.....Student Assistant
 Francisco Lozada.....Student Assistant

Public Safety and Security Staff

Ted Cochran.....Director
 Kemper Anderson.....Assistant to the Chief
 Mark Parish.....Field Operations
 Kelli Maloney.....Support Services
 Jerry Jacobs.....Community Relations
 Maureen Patton.....Parking and Security
 Nancy Dupuis.....Administrative Secretary

Press Coverage

David Friedlander.....Marietta Daily Journal
 Leo Willingham.....Atl Journal Constitution



Standing as one of the original structures at what was then Kennesaw State Junior College, the Spec Landrum Centre has been the focal point of the steady-growing Kennesaw State University for over 26 years.

Since its beginning in 1963, the Spec Landrum Centre has housed thousands of students, student athletes, administrators, faculty and staff. Proudly becoming the home to the Lady Owls and the Owls basketball programs in the mid 1980's, the Landrum Centre was named after KSU's first athletic director James "Spec" Landrum in 1997.

The 2003-04 season marks the final chapter in what has been a glorious novel which is KSU athletics. The intimacy and quaintness of the Spec Landrum Centre marks a poetic end of an era of both Owls athletics and the university as a whole. Progress and innovation has moved Kennesaw State from a small junior college to a four-year college and now into one of the top universities in the south, and the athletic department has followed the university in its zenith. Moving from the NAIA to the NCAA and into the new millennium, the Owls have become a major powerhouse in NCAA Division II athletics.

Basketball success at Kennesaw State has been one of the main reasons for this dominance in athletics. The men's team just completed its most successful season to date and is looking to win 20 games for the third straight season, while the women's program is continually at the top of the Peach Belt Conference standings

Both programs have benefited immensely from the home court advantage that the Spec Landrum Centre offers and will miss the small, tightly packed gym. The Lady Owls boast a gaudy 211-79 all-time home record, good for a .728 winning percentage, while the men have a 160-71 record, a winning percentage of .693.

"We'll miss how close the fans are to



the floor and the smallness that makes for a definite home court advantage," said women's head coach Colby Tilley who has stood on the sidelines for the Lady Owls since the 1995-96 season.

The new 4,500-seat arena opens up in time for the 2004-05 season but the memories of the Landrum Centre will live on. Among the many victories, some, like the NCAA regional tournament that was held in the friendly confines during the 1996-97 season, stand out above the rest.

"We hosted the NCAA regionals that year and beat Bowie State to go to the national tournament. The gym was loud and it no doubt played a part in our victory," remembers coach Tilley.

Senior Denisha Ferguson is playing her third and final year in the Spec and is glad she is going to be a part of the class that closes the gym down.

"When we have a game and the gym is full of fans and the intensity level is high, the atmosphere is great. I've really enjoyed playing here," said Ferguson.

Opponents don't feel quite the same way as Ferguson. Owls graduate assistant coach Ginny Boggess, who played against the Lady Owls while at Wingate University, remembers feeling rather intimidated walking into the gym.

"This arena is a difficult venue for opponents. You look around and see all those championship banners, it's daunting."

The new arena will be no doubt be nice, but the Owls athletic family sure will miss the Spec Landrum Centre.



Address/Telephone/Internet for Kennesaw State Owls Intercollegiate Athletics

Kennesaw State Owls
1000 Chastain Road
Building 3-Athletics
Kennesaw, Georgia 30144
Phone Number (770) 423-6284
Internet: www.ksuowls.com

Alcohol Policy

The possession and consumption of alcoholic beverages is not permitted in the Spec Landrum Centre or on the grounds of Kennesaw State University. Any violation of the alcohol policy will result in disciplinary actions.

Animals

The Spec Landrum Centre welcomes Seeing Eye Dogs and other animal assistants utilized by the disabled or visually impaired. All other animals are prohibited.

ATM Machines

There are no ATM Machines located in the Spec Landrum Centre. The closest ATM to the Landrum Centre is located in the Student Centre across the parking lot from the arena.

Autographs

The Kennesaw State University Lady Owls gladly welcomes all individuals who would like an autograph, although we cannot guarantee autograph opportunities will be available. Guests are welcome to seek autographs from players by lining up at the side of the court nearest to the entrance to the Lady Owl locker room. Please do not obstruct the doorway or the entrance to the locker room in pursuit of an autograph. Arrangements can be made in advance through the Marketing and Public Relations for an autograph session for a group or youth team.

Bags, Backpacks and Purses

Guests are welcome to bring bags, backpacks and purses into the Spec Landrum Centre. However, due to security measures all fans may be subject to a search of these items upon entrance to the arena or at any time while inside the venue by Kennesaw State personnel.

Banners and Signs

The Lady Owls welcome banners and signs to the Spec Landrum Centre. To ensure that

these articles do not distract from the enjoyment of other fans Kennesaw State asks that guests adhere to the following guidelines:

Please make sure the banners are in good taste. Banners or signs may not be political, commercial, derogatory or obscene as determined by the Kennesaw State staff and in no way should interfere with the game or obstruct any view of the game. Banners and signs must not utilize wood, metal or any other types of objects used for support. They are permitted to be taped on the walls behind the seats as long as they do not cover or partially cover safety or exit signs. Banners and signs are not permitted to cover any preexisting signs in the Landrum Centre. Any violation of these policies will result in the banners being removed from the arena by a Kennesaw State athletic staff member.

Bottles and Cans

No glass bottles or cans may be brought into the Spec Landrum Centre. Guests are welcome to bring water and soft drinks into the arena in clear plastic bottles.

Broadcasting

The Lady Owls games will be available on the internet via the official athletic website, www.ksuowls.com.

Cameras and Video Equipment

The Lady Owls welcome all guests to bring cameras and video equipment into the games. Guests are requested to avoid standing in the aisles while taking pictures or videotaping. Guests will not stand on seats or obstruct other fans while taking pictures or videos. The use of a flash is prohibited in the Spec Landrum Centre.

Code of Conduct

The National Collegiate Athletic Association, the Peach Belt Conference and the Lady Owls are committed to creating a safe, comfortable and enjoyable atmosphere for college events. The staff of Kennesaw State University intercollegiate athletics will act to support an environment where:

Guests will enjoy the game experience free from foul or abusive language or obscene gestures.

Intervention with an unruly, impaired or intoxi-

cated guest will be handled in a prompt and safe manner.

Smoking is not permitted in the arena.

Obscene or indecent clothing will not detract from the guest experience.

The progress of the game will not be disrupted by guests' actions and any unauthorized persons coming onto the court.

Guests will refrain from displays of affection inappropriate in a family, public setting.

Guests must show their ticket when requested.

Concessions

The concession stand is located in the front of the Landrum Centre and is open thirty minutes prior to the beginning of the game. The stand closes at the ten minute mark of the second half.

Corporate Sponsorship

For more information regarding corporate sponsorship please call the Marketing Department at 770-423-6455.

Credit Card Policy

Credit cards are not accepted at the Spec Landrum Centre. Souvenir and concessions are cash only transactions.

Directions to the Spec Landrum Centre

From I-75 Southbound

Take the entrance ramp and make a right turn onto Chastain Road. Travel approximately 0.3 miles and make a right turn into campus onto Kennesaw State University Drive. Follow until the road dead ends. Guest parking is on the left and the arena is located on the right. Parking is also available in the parking deck located behind the Landrum Centre.

From I-75 North

Take the entrance ramp and make a left turn onto Chastain Road. Travel approximately 0.2 miles and make a right turn into campus onto Kennesaw State University Drive. Follow until the road dead ends. Guest parking is on the left and the arena is located on the right. Parking is also available in the parking deck located behind the Landrum Centre.

Doors Open

Because the Spec Landrum Centre is a learning center for the university, doors are open throughout the day on event nights. Guests are welcome in the arena up to two hours prior to tip-off. However, we ask that if the gym area is being used by a class you respect the insti-

tution and wait in the lobby or outside the venue.

Group Tickets

The Lady Owls welcome all groups to experience a game at the Spec Landrum Centre. Groups of ten or more receive special discounts. For information please call the Marketing Department at 770-423-6455.

Guest Relations

Guest Relations are located in the front of the Spec Landrum Centre at the ticket table. Our friendly staff will be available to assist our guests with any questions, comments or concerns. Each guest of the Spec Landrum Centre is a priority and we will make sure that you receive top notch customer service at the arena.

Lost and Found

Guests may inquire about lost and found articles at the ticket table located in the front lobby of the Spec Landrum Centre.

Lost Children and Missing Persons

Guests should report a missing person immediately to the front ticket table. Kennesaw State athletic staff will work closely with the Public Safety staff to locate the missing person(s).

Midday Madness

The Lady Owls kick off the season with a mid-afternoon meet and greet at the Spec Landrum Centre. The event, for faculty, staff, students as well as KSU fans, features entertainment, food and a meet-and-greet session with the Lady Owls. The event precedes the tip-off of the season and concurs in the beginning of November.

Parking

Parking is available in both the guest parking area located in front of the Spec Landrum Centre as well as the East Parking Deck located behind the arena. Parking is free.

Pocket Schedules

This item is the most convenient way to keep track of all home games at the Spec Landrum Centre. Keep them in your wallet, purse or on your desk so you never miss a home game during the final year of the state's classic arena.

Public Address Paging

Due to the high number of requests during a game, please do not inquire about an announcement unless it is urgent. Please make all preliminary requests to guest relations at

the ticket table in the front lobby.

Publications

The 2003-04 Lady Owls Media and Fact Guide is available for purchase at the ticket table and concession stand. The guide costs \$3.00 and features biographies on the current players, statistics and a season recap of last year.

New this season, a game program will be available in January. The \$1.00 program will feature articles, rosters and photographs of each of the Lady Owls.

Public Telephones

A public telephone is located outside the lobby in the front of the arena.

Radios

Radios are welcome in the Spec Landrum Centre provided that the volume is controlled to a level that is respectful to the surrounding guests. It is requested that headphones are used when listening to the radio inside the arena. Any loud noise or extreme behavior will subject the guest to a warning and then expulsion from the arena.

Re-Entry Policy

All guests are welcome come and go freely from the arena.

Restrooms

There are four public restrooms located at the Spec Landrum Centre. Two men's rooms are located to the right of the ticket table when entering the arena.

Women's restrooms are located immediately on your right when arriving in the lobby. A second facility is located to the right of the scorers table down the first corridor on your right.

Season Tickets

The Lady Owls offer season tickets for the 2003-04 season through the Fast Break Club as well as through the Marketing Department. For information please call 770-423-6455.

Ticket Information

Tickets are available for all Kennesaw State Lady Owl home games at the ticket table in the lobby of the Spec Landrum Centre. Tickets can also be purchased on the day of the game at the Spec Landrum Centre or can be reserved by calling the athletic department at (770) 423-6284.

The Lady Owls offer free admission to children aged 10 and under. Children over ten are charged \$1.00. Adult tickets are \$4.00.



Quick Shot...Lauren Gaines



Names Colors and Logos

Kennesaw State University began intercollegiate athletics in the 1982-83 season with women's basketball. The nickname Owls was used to combine both the tenacity of the raptor and the wit and intelligence that is associated with the bird. The combination of intelligence and tenacity is one which the university proudly identifies with. In respect to the state's two longest established collegiate institutions, Georgia and Georgia Tech, Kennesaw State respectfully combined the gold of Georgia Tech with the black of Georgia for the Owls black and gold colors.

The Owls have a number of official logos in use for the athletic department. The traditional "Owls" with the an Owl face representing the "O" and an Owl face by itself are currently used as the primary athletic logo.

Familiar to many is the "Scrappy" mascot which was designed in 1996 by Mr. Bill Malone under the direction of current athletic director Dr. Dave Waples. Scrappy is a battle-ready bird wearing sneakers and an "Owls" jersey whose "thumbs up" pose signifies the success of Kennesaw State athletics.

As a long-standing tradition, each year one Kennesaw State student earns the honor being named Scrappy and gets to don the mas-

cot uniform for select home games.

The interlocking "KSU" logo with block letters is used as the main logo for a number of the athletic teams.

The men's and women's basketball teams also have a logo that is identical to the traditional Owls logo but use a basketball in place of the owl face.

Finally, there is the logo of an owl in flight called "Fighting Owl" that was used by the school as the primary logo before Scrappy came to be.



INTERLOCKING "KSU"
Logo used for the
Kennesaw State initials



"OWLS"
The traditional Owls logo



"OWL FACE"
Kennesaw State's
primary athletic logo



BASKETBALL "OWLS"
Logo used by both the
men's and women's
basketball teams



"FIGHTING OWL"
Used as the primary
logo and mascot before
Scrappy



"SCRAPPY"
Kennesaw State's official
mascot



Florida State, Wake Forest University

Dr. Betty L. Siegel, the first woman to head an institution in the 34-unit University System of Georgia, has been president at Kennesaw State since 1981. Under her administration, the university has evolved from a four-year college with an enrollment of 4,000 students and 15 baccalaureate-degree programs to its current university status, attained in 1996, with 13,000+ students and 50 undergraduate and graduate degree programs.

In 1985 researchers at George Mason University named Kennesaw a "college on the move" and it was spotlighted in the book, *Searching for Academic Excellence: Twenty Colleges and Universities on the Move and their Leaders* (Spring, 1986). Dr. Siegel was cited for the perspective she has brought to institutional planning, her emphasis on teamwork through the creation of strong administrative teams and group interaction, and the institutional initiatives and high profile activities that brought the college excellent visibility in the local and state communities.

In 1987, the Council for Advancement and Support of Education (CASE) selected Kennesaw as one of the top three colleges and universities in its nationwide competition focusing on "The President and the Public." In 1989 and 1990 Kennesaw State was recognized by U.S. News and World Report as one of twelve regional institutions in the south labeled as one of the country's "up and comers," and one of two regional institutions in the south designated as a "rising star," respectively. In 1991 U.S. News and World Report once again cited Kennesaw as a "rising star," this time naming it number one in the south. Additionally, Kennesaw has been cited for exemplary programs in minority recruitment and retention; leadership programs for faculty, staff, administrators and students; international initiatives; and an array of support pro-

grams for inviting success (e.g. Freshman Experience Program, Senior Experience Program, and the Center for Excellence in Teaching and Learning.)

ACADEMIC BACKGROUND

Dr. Siegel's academic areas of expertise include child psychology and administration. She received her Ph.D. from Florida State University, a M.Ed. from the University of North Carolina at Chapel Hill, a B.A. in English and History from Wake Forest University, and an Associate of Arts from Cumberland College. She completed two years of post-doctoral study in Clinical Child Psychology at Indiana University. She holds honorary doctorates from Cumberland College in Kentucky, Miami University in Ohio, Eastern Kentucky University and Lynchburg College.

PROFESSIONAL ACCOMPLISHMENTS

Before coming to Kennesaw State, Dr. Siegel was the first woman academic dean at Western Carolina University in the School of Education and Psychology from 1976 to 1981. From 1971 to 1976 she was the first woman Dean of Academic Affairs for Continuing Education at the University of Florida, where she had been a member of the faculty since 1967. She previously taught at Indiana University and Lenoir-Rhyne College.

Dr. Siegel is co-founder and co-director with Dr. William Purkey of the International Alliance for Invitational Education, a non-profit organization chartered in North Carolina in 1982. Members consist of over 1200 professionals representing twelve countries who seek to apply the concepts of invitational education to their personal and professional lives. In 1999 Dr. Siegel with Dr. Purkey created the

Center for Invitational Leadership. This center advances the model of invitational education by offering opportunities for professionals to participate in leadership development programs.

As an internationally and nationally known lecturer and speaker on leadership, she has delivered keynote addresses at hundreds of national, regional and state conferences throughout 50 states, Puerto Rico, and ten foreign countries. Dr. Siegel has also served as a consultant to educational, business, not-for-profit organizations, health services, government and civic groups. In addition, she has lectured at more than 90 colleges and universities around the world.

PROFESSIONAL SERVICE

As a long time member and former chair of the Board of Directors of the American Association of State Colleges and Universities (AASCU), Dr. Siegel currently serves on the Committee on Policies and Purposes and the Commission on Engagement.

She is a member and former director of the American Council on Education (ACE), having served on the Leadership Commission and the Commission on Government and Public Affairs. In 1989 Dr. Siegel was invited to join the Business-Higher Education Forum, a Washington-based association of business and education leaders, and in 1996 was named to the Executive Committee. She is currently serving on the Board of Directors of American Humanics Inc. and became Secretary of the Board in 2002.

Other areas of professional service include the American Institute for Managing Diversity; the National Center for the Study of

the Freshman Year Experience (based at the University of South Carolina); and membership in the Society of International Business Fellows to promote the internationalization of the curriculum in higher education and the development of business and educational exchange programs.


COMMUNITY SERVICE

As a result of her leadership among state educators and commitment to community service, Dr. Siegel was appointed to the Governor's Delegation representing Governor Zell Miller at the 1997 Presidents' Summit on America's

Future held in Philadelphia. Governor Miller also nominated her to represent the State of Georgia on the 1998 Southern Growth Policies Board's Commission on the Future of the South. In 1999 she was named as chair of the State Charitable Contributions Campaign.

She was the driving force behind the establishment of the Cobb Education Consortium that was developed to form a collaborative organiza-

tion among the public education institutions in the county, including K-12 and technical schools. She served as a member of the Georgia P-16 Initiative and chaired the sub-committee on post-secondary options. She also initiated the recently developed Northwest Crescent Alliance of three private colleges (Shorter College, Berry College and Reinhardt College) and three public institutions (Kennesaw State University, Dalton State College and Floyd College), formed to develop programs of collaboration in economic development, enhancement of the arts, the preservation of Southern/Appalachian culture and history, and the development and promotion



of community leadership. During the 1996 Olympic year, Dr. Siegel chaired the Board of Directors of the Cobb Chamber of Commerce. She was the first woman and the first educator to hold this top leadership position in one of the country's largest chambers of commerce. Named among the 100 most influential Georgians in 1990, 1992, 1998, 1999 and 2000 by Georgia Trend magazine, Dr. Siegel has served on five corporate boards, and currently sits on two - AGL Resources, Inc. (formerly Atlanta Gas Light Company) and National Service Industries, Inc.

Dr. Siegel currently serves on the following community service boards: Arby's Foundation, Inc.; Atlanta Ballet; Boy Scouts of Atlanta; CDC Foundation Advisory Board; Cobb Community Symphony; Cobb Symposium; Georgia Substance Abuse Council; Junior Achievement of Georgia (Exec. Committee); Marietta/Cobb Museum of Art; Northside Hospital Foundation; Safe America, Inc. (founding chair); The Southern Institute for Business and Professional Ethics (Board of Governors); US Association of Disabled Athletes; the Walker School; and WellStar Health Foundation. She serves on the Honorary Advisory Council at the Atlanta Girls' School, and is a member of the Advisory Board of Southern Flair magazine. She is also a member of the Atlanta Kiwanis Club (former director), American Cancer Society (Cobb Chapter), Cobb Executive Women, Georgia Executive Women's Network, the International Women's Forum, and National Advisory Panel of The Women's Museum: An Institute for the Future.

HONORS AND AWARDS

Dr. Siegel is the recipient of numerous honors and awards, the most recent include Cobb County Citizen of the Year (1996) and "1997 Georgia Woman of the Year" (Georgia Commission on Women). She has also been named repeatedly among Cobb County's Who's Who by Atlanta Business Chronicle. In 1998 she received the OAK Award (Outstanding Alumni for Kentucky) from the Kentucky Advocates for Higher Education for achieving "national stature and reputation" in her

chosen career. She was one of the 1998 Super 17 Awards recipients from the TBS Superstation, and the Georgia Chapter of the Public Relations Society of America presented her the distinguished "Public Relations Award." In 1999 WSB-TV awarded KSU and Dr. Siegel the Eckstein-Summers Award for "Outstanding Use of Spokesperson." She was selected by the Atlanta Business Chronicle for induction into the Junior Achievement Business Hall of Fame, and later she was selected as one of Atlanta Magazine's "20 Women Making a Mark on Atlanta."

In 2001 she has been named one of the Most Influential Atlantans by the Atlanta Business Chronicle, and just recently she was presented with the Women in Business Lifetime Achievement Award. Business to Business Magazine has selected her as one of their "Divas for Life."

In recognition of her contributions to gerontology/geriatrics education, she was selected as the 2001 Administrative Leadership Award Recipient by the Association for Gerontology in Higher Education. In July, Dr. Siegel was named Honorary Chairman of the 2002 American Heart Ball. Of all her awards, Dr. Siegel is most proud of receiving the Distinguished Teacher of the Year award at the University of Florida in 1969.

PERSONAL

Dr. Siegel is married to Dr. Joel H. Siegel, an attorney and Associate Professor of English at Dalton College. They have two sons, both carrying on the collegiate tradition. David received his doctorate in higher education administration from the University of Michigan and now works as the Director of Corporate and Foundation Development for the Kenan-Flagler Business School at the University of North Carolina at Chapel Hill. Michael received his doctorate in Higher Education and Public Policy at Indiana University and is currently serving as a research associate of John Gardner at the Policy Center for the First Year of College. Dr. Siegel is also the proud grandmother of Jacob, 3 years, and Nicholas, 18 months.

Dr. Dave Waples Athletic Director



West Liberty, West Virginia, Temple University

Only the second Athletic Director in the history of Kennesaw State athletics, Dr. Dave Waples is in his 16th year as the head of the Owls athletic department. A native of Columbus, Ohio, he earned his B.S. degree at West Liberty State (West Virginia) College. He earned his M.Ed. degree at Temple University and his Ed. D. degree at West Virginia University.

Immediately prior to arriving at Kennesaw State in 1987, Waples was the Commissioner of the Gulf Star Conference based in Lake Charles, Louisiana. The then NCAA Division I league was comprised of Nicholls State, NW Louisiana, Sam Houston State, SE Louisiana, SW Texas and Stephen F. Austin.

Before becoming one of the country's top administrators, Waples had a successful career as a player and a coach. He began his coaching career as a football assistant at the University of New Mexico. Among his numerous coaching duties in various sports, Waples worked West Liberty, West Virginia and Valdosta State as well coaching high school in Ohio.

His baseball teams at West Liberty State were 43-14 in two seasons including the West Virginia Conference and NAIA District titles. During his 11-year career at Valdosta State (1972-1983) he coached baseball as an assistant to Tommy Thomas. Waples is also credited with starting up the first ever cross country program at VSU where he won four

consecutive South Atlantic Conference titles from 1975-78. His team finished 3rd at the NCAA Nationals in 1978.

Under Waples, Kennesaw State has blossomed into one of the top college athletic programs in the country. KSU has won four national championships in baseball (1994, 1996) and softball (1995-96) under Waples direction and are both annually ranked in the top ten.

Reshaping a small, local program, Waples has garnered nationwide success for Kennesaw State in all sports with six of the

Owls nine intercollegiate sports having won conference titles in his tenure.

A well-respected member of the NCAA, Waples is also an astute sports historian who recently wrote a book detailing the history of Grove City (OH) High School, his alma mater.

Honorable and dedicated, he is a hands-on administrator when dealing the KSU department. A constant figure who attends all

KSU home events and numerous functions on campus, Waples has helped forge a strong relationship between the students, faculty, staff and athletes.

Dr. Waples and his wife, Mary, make their home in Kennesaw.



Always Supportive Dr. Waples along with Head Coach Colby Tilley celebrate four-year starter Monika Dajksler's 1,000 career point.

HOOP IT UP.

ATHLETICS inspires us not only to be our best, but to be the best. PARISIAN is proud to support the men and women of the KENNESAW STATE basketball program.



KENNESAW STATE UNIVERSITY BOOKSTORE

Used & New Books
Great looking shirts
Computers & Software
Supplies, Gifts, & Cards

We buy books all day everyday!
We sell software at a student discount.

Stop by!
We are glad to help you.

JCPenney®

*Supports K.S.U.
Athletics*

Town Center Mall
400 Ernest W. Barrett Pkwy.
Kennesaw, Ga.
and

J.C. Penney Home Store
667 Ernest W. Barrett Pkwy.
Kennesaw, Ga.

SEARS

Town Center

770-429-2346

Sears is an Equal

Opportunity Employer

Join our winning team!

If you're ready to discover rewarding career opportunities in retail hourly and management positions with Sears, stop by our Human Resources Department.

SEARS 400 Ernest Barrett Pkwy.
Kennesaw, GA 30144

Sears is an Equal Opportunity Employer



2003-04 Kennesaw State Lady Owls





The Kennesaw State Lady Owls are simply not used to having disappointing seasons. Head coach Colby Tilley usually has his team perched high atop the Peach Belt Conference standings, but the 2002-03 season was not up to the usual Owls standard. They ended the season 16-13 and finished tied for sixth place in the conference with a 9-10 record. This year coach Tilley feels he has the team to get back to where they are comfortable – leading the way in the conference.



The "D" Train Rollin'
Denisha Ferguson led the Owls last season in points and rebounds

"We have a talented group of returning players and have brought in some newcomers that will contribute to the program immediately," said Tilley. "Every year, our goal is to win the conference and this season, I feel that is a realistic expectation."

OVERALL

The Owls feel they have reason to be excited for the upcoming year. According to Coach Tilley, not only do they return seven players from last year's team, all with significant experience, but they have the most depth that they have ever had going into a season.

"The seven returnees know our system extremely well and the newcomers have picked it up quickly," said an excited Coach Tilley. "Our depth is one of our strengths and will allow us to give our starters some rest without losing talent on the floor."

Quickness is another reason coach Tilley is ready to get the season underway. With the influx of the newcomers and the guards

returning, the Owls should have one of the fastest teams in the conference.

"We have more quickness than the past, and quickness allows us to do things that we were unable to do in the past," said Tilley.

Finally, and maybe most important, the players don't want to repeat last year's mediocre results. Of the seven returnees, six stayed through summer school and worked on their game every day. And according to Tilley, it has shown on the court.

"All six players that stayed during the summer have improved their skills and have become better basketball players because of it," said Tilley.

FRONTCOURT

The success of the Lady Owls starts and stops with **Denisha Ferguson**. A native of Clarksville, Tennessee, the D-Train is an All-American caliber player who will begin her third year in the Owls program after dotting her name all over the KSU record book in her first two seasons. She is the unquestioned leader of the team and is important not only for her play on the court, but how she uses her leadership skills off the court and in practice.

A 6'0" senior, Ferguson has a variety of low-post moves that she uses to get easy buckets but has a smooth jump shot that is deadly from 17 feet in. Often commanding double teams because of her scoring abilities, Ferguson has developed into a good passer, using her experience and vision to find the open teammate.

While her scoring is vital to the Owls success, her rebounding skills are just as important. Already fourth on the all-time rebounding list, Ferguson uses solid fundamentals and strength to crash the boards. She averaged 9.7 rebounds a game last year and will need to meet or exceed that total this season.

She has the ability to take over the game on both sides of the court, but must stay out of foul trouble to do so. She fouled out of 12 games last season, second only to Lander's Tamika Lomax (13).

"Denisha has All-American talent and is so important to our team," said Tilley. "If she plays

like we know she can, we can accomplish the goals we have set forth for this season.”

On the other side of the lane from Ferguson is 6'1" forward **Kristina Usaite**. One of the four foreign-born players on this year's roster, Usaite has drastically improved her game over this past summer and will be asked to increase her scoring and rebounding averages from last year's 7.6 points and 6.0 rebounds per game. The junior from Klaipeda, Lithuania has become a more physical player on both sides of the ball by attacking the glass and taking the ball to the hole with more force. According to Coach Tilley, she has the ability to become a dominating rebounder.

"Kristina is vastly improved since her summer workouts and has the potential to be one of the best rebounders we've ever had here," said Tilley. "She also runs the floor just as good as any post player I've ever coached."

LaTonya Henry is a 5'11" forward that returns from last year's squad. She had an excellent season last year, averaging 8.0 points per game, third on the team, and 7.6 rebounds a game, second on the Owls, in only 25 minutes per contest. Because of her production, the Evergreen, Alabama native will be competing for a starting role this season. One of four seniors, Henry can rebound with the best in the league and is physical when she needs to be. She is also a positive influence on the younger players by working hard at practice and leading by example.

"LaTonya is an excellent rebounder who has the offensive skills to go along with that," commented Tilley.

Paulina Aniola and **Leslie Smith** round out the frontcourt. Aniola is a six-foot senior that will provide some needed depth for the Owls. She has improved her game in each of the three seasons she has been in the program and knows coach Tilley's system well.

"Paulina is a great role player who gives 100 percent when she hits the floor," said Coach Tilley. "She has improved since her freshman year, and being a senior we are excited to see what she can do."

Smith is a newcomer from Northwest Shoals Community College that will help the Owls down low. She has quick low-post moves and can rebound the ball well.

"Leslie has good rebounding skills and will be one of the reasons we should have a great post game," said Tilley.



Capital Gains
Guard Lauren Gaines
will be the catalyst of
the Lady Owls offense.

BACKCOURT

The Lady Owls have a solid group of guards on this year's team that possess a combination of experience, quickness, and deft shooting. The offense starts with four-year letterman **Lauren Gaines**. A Cumming, Georgia native, she has been one of the best point guards ever at Kennesaw State and is exactly what a coach wants in a point guard. She takes care of the ball, runs the offense, and finds the open shooter. One of the best passers in the Peach Belt Conference, the 5'6" senior has led the team in assist for the last two year's and the Owls are counting on her to have another productive year. Her shooting has improved every year, and she will need to knock down the open jumpers when available.

"Lauren has been in the system for four years now and she plays with a lot of confidence," said Tilley. "She is a very intelligent player which is exactly what you want out of your point guard."

Malgorzata Morka provides the Owls with a long-range threat. One of the most prolific shooters ever to wear the black and gold, Morka is a threat from anywhere on the floor. She had a down year last season for her standards, hitting 43 three-pointers and shooting just under 40 percent from behind the arc. The junior from Racibore, Poland makes the Owls dangerous from outside, and with her size she has the ability to shoot over many defenders.

"She has really shot well in the preseason and she will be counted on to shoulder a great deal of our offense," explained Tilley. "Because of our good low-post players, we need her to shoot well to keep defenses honest."

Dominika Mieszkowska is a fast, quick point guard who likes to push the ball up the court. The sophomore from Gdansk, Poland was one of the key reserves last season and will be counted on for increased production. She has a solid shot from the outside and can play both guard positions. If she can harness her energy and cut down on the turnovers, Mieszkowska will be a factor for opposing defenses to deal with.

"Dominika has one year under her belt and has matured since last season," said Tilley. "She loves to run the fast break and she has become a better shooter."

Larvisha West is a newcomer that should make an immediate impact for the Owls. A 5'9" guard from Statenville, Georgia, West is a very quick, smart player who can shoot the lights out. She is a scrappy player who is always diving for loose balls and doing the dirty work. She also plays extremely hard on the defensive end.

"She is a really smart player who has picked things up really fast," said Tilley. "She has a great shot and should be a big factor early in the season."

Danielle Bates is another junior college transfer that will help the Owls in the backcourt. At 5'10" Bates can shoot the three-pointer over defenders and is very adept at pulling up and hitting the open jumper. A native of Memphis, Tennessee, she plays hard on the defensive end and should see quality playing time.

"We are excited to see what Danielle can do," said Tilley. "She has a very good shot and is always hustling. She should push for a lot of playing time."

Guards **Lisa Sutter** and **Brittany Walden** are two newcomers who will help with depth off the bench. Sutter, a 5'7" transfer from Reinhardt College, is a hard-worker who emphasizes defense while Walden is a spot-up shooter with range. Also standing at 5'7" Walden is the only freshman on the team and has a solid understanding of the game. She has a good jumper and is working very hard in practice to get adjusted to basketball at this level.

"Lisa will give us some depth and has good defensive fundamentals," said Tilley. "Brittany has picked up the system quickly for a freshman and understands the game of basketball. Both are good additions to our team."



Speedy Dominika Mieszkowska is always looking to push the ball up the floor for the Owls

EXPECTATIONS

The Lady Owls have one goal this season - to win the conference and make it to the post-season. They have four seniors that will lead the team and have added some quality newcomers that will make valuable contributions. Picked to finish fourth in the conference in the preseason polls, the Owls feel like they have the right combination of experience and talent to finish in the top spot - just where they are used to.

Kennesaw State University
A Proud Member of the NCAA since



NCAA



1995



Bubble #36-8401(g)

Duties include:
making victory
that much sweeter

enjoy



Head Coach Colby Tilley is entering his ninth year as leader of the Lady Owls. During his time at Kennesaw State, Coach Tilley has built his program into a perennial power in Division II women's basketball.

A well respected and successful member of the coaching fraternity, Coach Tilley has put up some gaudy coaching numbers. He has an impressive 622-184 record over the past 26 years as a collegiate head coach, good for a winning percentage of .772. In his eight seasons as the Lady Owls head coach, Tilley has posted a 170-64, a winning percentage of .751.

While at Kennesaw State, Tilley has guided the Owls to three of their top four winning seasons. He has led the Lady Owls to three twenty-win seasons and had a 30-win campaign in 1996-97 which was the Black and Gold's first NCAA Elite Eight appearance. For such a successful year, coach Tilley was named as the Peach Belt Conference Coach-of-the-Year. Two seasons later, Tilley again marched into the Elite Eight in 1998-99 when his 28-4 team advanced to Pine Bluff, Arkansas.

Tilley is the winningest coach in the history of Kennesaw State. He surpassed the late Ron Walker, who coached KSU from 1986 through 1992, after the Lady Owls downed Armstrong Atlantic 78-54 for his 125th win on December 9, 2000. By adding another 20-win season to his resume, Tilley will tie Walker with four 20-plus win seasons.

Last season was a bit of a disappointment for Tilley and his coaching staff. Entering the season with high expectations, the Owls could never quite get things going and finished with a 16-13 overall record and a 9-10 conference record. The team tied for fifth place in the Peach Belt standings and earned a six seed in the conference tournament

where they won their first round game.

While the overall record may not have been what Coach Tilley had hoped for, the fifteenth win of the season over GC&SU was significant in the fact that he assured himself of a winning season for the thirteenth straight year.

The 2001-02 season also marked another special milestone for Tilley as he won his 600th collegiate game on January 30, 2002 when he guided Kennesaw State to a 72-64 win over Lander University in Greenwood, South Carolina.

Before arriving on the KSU campus, Tilley spent nine years as the head coach at Auburn University at Montgomery (Ala.), where he started the women's basketball program in 1986.


While putting together an overall mark of 218-74 (.747) at Auburn-Montgomery, his teams captured five Southern States Conference titles, five NAIA District 27 crowns and made seven appearances at the NAIA National Championship tournament. In his nine years at

AUM, Coach Tilley had six 20-win seasons and two 30-win seasons. In fact, he had back-to-back thirty win seasons for the second time in his career in the 1993-94 and 1994-95 seasons.

In the 1993-94 season, Tilley led Auburn-Montgomery to their best finish ever and a Final Four showing. His last year pacing the Lady Senators was in 1994-95 during which his team went 34-3 overall while advancing to the Elite Eight.

Prior to taking the job at AUM, Tilley ran the women's basketball team at Truett-McConnell (Junior) College in Cleveland, Georgia from 1976 to 1984.

During his time at TMJC he steered the team to a 236-46 overall record (.837) in nine



Tilley guided his teams to eight straight seasons with 20 or more wins. Tilley had one of the best back-to-back seasons in JUCO history when he led the Lady Danes to a 36-win season in 1979-80 and a 31-win campaign during the 1980-81 season.

Overall he has won five state championships, four Region 17 titles, and a national crown in 1980. Over his 26 campaigns on the bench, Tilley has garnished several coaching honors, including being named the 1999 and 1997 NCAA Division II Coach-of-the-Year in Georgia by the Atlanta Tip-Off Club. He has also been given the Georgia Basketball Lifetime Achievement Award by the same organization for having at least 500 career wins. In addition to the 1996-97 PBC Coach-of-the-Year award at KSU, Tilley has been selected as the District Coach of the Year four times and Regional Coach of the Year twice while at AU, and Region Coach of the Year on six

more occasions at Truett-McConnell. In the Danettes' national championship season, he was selected as the 1980 NJCAA National Coach of the Year. Tilley is also a member of the Women's Basketball Coaches Association.

Tilley began his coaching career in 1972 at Chatham (N.C.) Central High School, where he was an assistant football coach, head track coach, and boys' basketball coach

for the freshman squad. He later moved up to the collegiate ranks at TMC in 1976. A native of Raleigh, NC., Tilley received his bachelor's degree from Appalachian State University in 1972. He went on to earn a master's degree from Georgia Southern University in 1974 and AUM in 1988. He also got his Ed.S (education specialist) degree at Auburn-Montgomery in 1992.

Tilley, 55, resides in Kennesaw and has two children, Sarah (27) and Jason (30).



Colby Tilley's Collegiate Coaching Record

SEASON	SCHOOL	W-L	PCT.
1976-77	Truett-McConnell	17-8	.680
1977-78	Truett-McConnell	25-6	.806
1978-79	Truett-McConnell	27-4	.871
1979-80	Truett-McConnell	36-2	.947
1980-81	Truett-McConnell	31-6	.838
1981-82	Truett-McConnell	24-6	.800
1982-83	Truett-McConnell	23-4	.852
1983-84	Truett-McConnell	23-4	.852
1984-85	Truett-McConnell	28-6	.824
1986-87	Auburn-Montgomery	20-11	.645
1987-88	Auburn-Montgomery	21-7	.750
1988-89	Auburn-Montgomery	20-11	.645
1989-90	Auburn-Montgomery	13-15	.464
1990-91	Auburn-Montgomery	24-9	.727
1991-92	Auburn-Montgomery	25-8	.758
1992-93	Auburn-Montgomery	27-6	.818
1993-94	Auburn-Montgomery	34-4	.895
1994-95	Auburn-Montgomery	34-3	.919
1995-96	KENNESAW STATE	17-12	.586
1996-97	KENNESAW STATE	30-2	.938
1997-98	KENNESAW STATE	18-10	.643
1998-99	KENNESAW STATE	28-4	.875
1999-00	KENNESAW STATE	25-5	.833
2000-01	KENNESAW STATE	19-8	.704
2001-02	KENNESAW STATE	17-10	.630
2002-03	KENNESAW STATE	16-13	.552
26 YEARS	THREE SCHOOLS	622-184	.772
9 YEARS	TRUETT-McCONNELL	234-46	.836
9 YEARS	AUB-MONTGOMERY	218-74	.747
8 YEARS	KENNESAW STATE	170-64	.727

Sarah Coleman

Assistant Coach



Sarah Coleman returns for her fourth year as a full-time assistant coach under Colby Tilley. After completing a successful four-year career as a player at Kennesaw State in 1999, where she was a member of both of Kennesaw State's Elite Eight teams in 1996-97 and 1998-99, Coleman joined the Lady Owls staff as a student assistant for the 1999-00 season. Hired as a full-time assistant in 2000, Coleman has become an integral part of the Kennesaw State success.

Serving under Coach Tilley, Coleman has quickly establishing herself as one of the top young post-position coaches in the country. Possessing an enthusiastic and supportive demeanor, Coleman's style is seen favorably by both coaches and players.

In addition to working with the post-players, Coleman's main responsibility includes serving as recruiting coordinator for the program. She also oversees team travel, monitoring academic progress, and coordinating

the film exchange program.

A stellar student, Coleman was a two-time member of the Peach Belt Conference Presidential Honor Roll. She received her degree in Communication from Kennesaw State in 1999 and will graduate with a Master's degree in Public Administration in Fall 2004.

Coleman is an advocate of children's health and fitness and enjoys working with the education of local youths in the metropolitan Atlanta area.

During the off-season months, Coleman works basketball camps both on campus and with the YMCA of Cobb County and the greater Atlanta area. Coleman is also a member of the Women's Basketball Coaches Association.

Born on March 31, 1977, Coleman grew up in Folkston, Georgia and presently lives in Atlanta. She enjoys spending her spare time playing golf and reading.



**We support you
from the ground up**

At Vulcan, we believe that the best way to help build buildings and pave roads is to help to build communities and pave futures.

Vulcan Southeast Division
Atlanta, Georgia
Materials Company 770-458-4481

Crushing Stone.

As the nation's largest crushed stone producer, Vulcan Materials Company provides material that is essential to nearly every type of building—from homes, schools and churches to the largest public works projects.

Building Bridges.

Our commitment to building our communities is the backbone of our company and its more than 6,000 employees. And with that commitment we take our environmental stewardship very seriously. Our country's natural resources need to be cultivated and managed wisely.

Creating Wetlands.

At Vulcan we're proud of our efforts to create acres of additional wetlands in our communities needed for wildlife habitat, biodiversity and water quality.



Starting her eighth season on the bench at Kennesaw State is Assistant Coach Paula Skinner. A former aide and successor to Colby Tilley at Auburn-Montgomery, Skinner is one of two primary recruiters for the Lady Owls. Aside from her sideline tasks she is in charge of international recruiting.

A former collegiate standout at Truett-McConnell Junior College in Cleveland, Georgia and Berry College in Mount Berry, Georgia, Skinner is an invaluable component to the success of the Lady Owls.

Skinner is an excellent tactician as well as communicator. Diligent in her training and conditioning, her ability to relate to and motivate her players has made her one of the region's most respected assistants.

Immediately prior to coming to Kennesaw State, Skinner took over the reigns for Tilley after he left Auburn-Montgomery in 1995. In just one season as interim head coach, Skinner

dominated the NAIA Division I ranks by being named Southeast Regional Coach-of-the-Year after leading AUM to a 30-6 record, a No. 4 national ranking, and advancing her team to the national quarterfinals.

Prior to taking over the program at AUM, Skinner was an assistant coach for four campaigns with Tilley at the helm. During her time alongside Tilley, AUM was 120-21 overall (.851 winning percentage) and went to the nationals each season.

Skinner is part of the Women's Basketball Coaches Association and National Fellowship of Christian Athletes.

After receiving her bachelor's degree from Berry in 1985, Skinner earned her Master's in Exercise Physiology at AUM in 1990.

Skinner was born in Smyrna, Georgia and currently lives in Dallas, Georgia, and is the proud parent of Brock Jordan, born on March 14, 2001.

Windsor Inn (770) 424-6330
A Peaceful nights sleep

AAA approved

**STUDY HARD, PLAY TO WIN THEN
RELAX IN OUR
IN-ROOM JACUZZI**

For your comfort, we offer:

- Free Cont'l B-fast Daily
- Free in room movies
- In-room Coffee, Refrigerator & Microwaves
- 10% Off with KSU ID.

Windsor
Inn

CO
LL
EG
E
P
A
R
K
W
A
Y
-
4
1

KSU

Chastin Reed
Exit 117 1-75

CHECK US OUT, THEN CHECK-IN

www.windsorinnatl.com
800-494-3767 Reservations

Abriele Varnum

Assistant Coach



Former Kennesaw State player Abriele Varnum will be back with the Lady Owls as a student assistant coach for Colby Tilley during the 2003-04 season.

Varnum, a guard for the Lady Owls from 2000-2002, had her playing career shortened by a knee injury in 2002. She will again assist with practice, break down and analysis game film, basketball administrative duties and work closely with the players as a team liaison.

Currently, Varnum, a proud member of the Delta Sigma Theta Sorority Inc., is a senior who is pursuing a degree in Business Marketing. Upon graduating from Kennesaw State, Varnum plans on working towards a successful career in advertising for an athletic company.

Abriele is also an accomplished singer who has performed locally and nationally with her church choir. Her hobbies include playing softball, dancing and bungee jumping. A native of Commerce, Georgia, Varnum now makes her home in Kennesaw. She is the only daughter of Helen and James Varnum and has an older brother Courtney (25).

Ginny Boggess Graduate Assistant



A native of Hamlin, West Virginia, Boggess comes to Kennesaw State after a successful four-year playing career at Wingate University. This is Boggess' first year of collegiate coaching although she has been involved in coaching and mentoring for more than five years at numerous basketball camps around the east coast.

Boggess' first-year coaching duties will include working with the Lady Owls during practice with an emphasis on working with guards, breaking down of game film, monitoring academic progress, coordinating recruiting visits and organizing special events and fund-raising.

As a player, Boggess was a four-year starter for the Bulldogs, averaging ten points, five rebounds and just under five assists per game during her career. In her freshman season she was named to the All-South Atlantic Conference Freshman Team.

While at Wingate, Boggess hosted the award-winning "Bulldog Sports" coaches show. In addition, she is also the Bulldogs reigning Homecoming Queen. An extremely visible leader on campus, she was the student government class secretary/treasurer, feature writer for the Weekly Triangle and also a founding member of the first executive board of the Iota Zeta Chapter of Alpha Xi Delta. She graduated with a bachelor's degree in communications with an emphasis in broadcast journalism.

Along with playing and coaching basketball over the past three years, Boggess has been a selfless volunteer for various organizations including Habitat for Humanity, Bulldog Helping Hands and Chosen Children.

Thomas Steward Student Assistant



Thomas Steward begins his second season as a graduate student assistant coach. Steward is a 1998 graduate of Northwood University in Midland, Michigan where he received a degree in Business Management. He is currently pursuing a postgraduate degree in Sports Management at Kennesaw State.

Retired from the United State Marine Corps, he played basketball for three seasons with the Corps and was named to the All-Marines team.

Having been involved in competitive leagues since his youth, Steward brings experience and discipline to the Kennesaw State staff.

Steward has aspirations of coaching at the collegiate level and his practice duties with the Lady Owls will include aiding in practice drills and working closely with assistant coaches Skinner and Coleman with basketball operations.

Magic Moment Entertainment

Mobile DJ Service

Country, Rock, Disco and Dance

Hits from the

50's, 60's, 70's, 80's and 90's

RON BURT

899 Powers Ferry Rd. #M-2

Marietta, GA 30067

770-417-8755

ash796@bellsouth.net



Karen Pfeifer

Head Athletic Trainer



Karen Pfeifer came to Kennesaw State in August of 2002 after serving as the head athletic trainer for Life University. Bringing years of athletic training experience to the Owls Athletic Department, Pfeifer was also the assistant athletic trainer at Robert Morris College in Pittsburgh, Pennsylvania.

A native of the Steel City, Pfeifer holds a Master's degree in Sports Medicine from the University of Pittsburgh. She received her Bachelor's degree in Physical Education/Athletic Training from the State University of New York at Cortland, as well as a Bachelor's degree in the Kinesio-

logical Sciences from the University of Maryland.

In addition to her work with the KSU athletes, she has volunteered as the medical director for the "Run for Life" for the past three years and is the current sports medicine coordinator for the Georgia Games Championships.

Karen and her husband, Eric, have a two-year old daughter, Kyra, and are expecting their second child in February. They reside in Kennesaw, Georgia.

Aimee Bruketa

Assistant Athletic Trainer



Aimee Bruketa is a newcomer to the Kennesaw State Sports Medicine Staff. While serving as a graduate assistant athletic trainer at Kennesaw State, she will be pursuing her graduate degree in sports medicine at Georgia State University in Atlanta. With the Owls, Bruketa's main responsibilities will be with the women's basketball program and softball teams. She will also contribute to the care of all KSU athletic teams.

Prior to her move to the Atlanta area, Bruketa graduated from Xavier University in Cincinnati, Ohio with a Bachelor of Science degree in

athletic training.

She is a native of Geneva, Illinois, a suburb of Chicago, where her parents and brother still reside.

Travis Kummer

Assistant Athletic Trainer



Travis Kummer is a new addition to the Owls Sports Medicine Staff. He holds a Bachelor's degree in Biology/Athletic Training from Central Washington University, a Master's degree in Sports Injury Management from Life University and is in his third year in the Doctor of Chiropractic program at Life University. He is serving KSU athletics as a part-time assistant athletic trainer, with primary responsibilities involving men's basketball. He will also work with other teams as needed.

Prior to coming to KSU, Kummer served as an athletic trainer for Life University. The Westport, Washington native currently resides in Marietta with his wife Jennifer and one-year old son Tyson.



Taz Kicklighter

Assistant Athletic Trainer



Taz Kicklighter returns for his fourth year as a member of the Owls sports medicine staff. He has a Bachelor's degree in athletic training from Carson-Newman College, where he served as a student athletic trainer for four years. He also received a Bachelor's degree in Health and Physical Education from KSU in 2002. For two years between degrees he worked for Nova Care Physical Therapy as a staff athletic trainer.

He is currently enrolled at Georgia State University where he is working on his Master's degree. As a graduate assistant and certified athletic trainer, Taz is a well-respected and acclaimed member of the sports

medicine staff. He is the primary athletic trainer for the KSU soccer, cheerleading, and baseball teams, but shares in the overall care of all KSU athletes.

Taz was born and raised in Marietta and is a founding member of the Kennesaw State Fellowship of Christian Athletes.

David Ward

Assistant Athletic Trainer



David Ward is a second-year volunteer for the KSU athletic training staff. He is serving as the strength and conditioning consultant for various teams, while serving as a student athletic trainer and licensed massage therapist (LMT) in the athletic training room. He was formerly the team massage therapist for Life University.

Ward has undergraduate degrees in business administration and accounting and a Master's degree in Sports Health Science. He has certifications as a Performance Enhancement Specialist (PES), Certified Strength and Conditioning Specialist (CSCS) and Medical Exercise

Specialist (MES).

Currently, Ward is a partner in the Performance for Life clinic in Marietta, Georgia. The clinic integrates chiropractic care, massage therapy and functional conditioning in the treatment of sensorimotor dysfunction. A native of Madison, New Jersey, he currently resides in Marietta, Georgia with his wife Rose.



College is
tough enough
without having
to eat
dorm food.

ALL-YOU-CAN-EAT EVERY DAY

• Rotisserie Chicken • Fresh-Made Pizza • Made-From-Scratch Mashed Potato

• Carving Station with Sirloin Steak, Salmon or BBQ Ribs

• Fresh Fried Chicken • Fresh Hot Soup • Giant Salad Bar

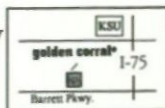
• Homemade Dressings • Fresh Fruit • In the Bakery every day, fresh made Muffins, Cookies, Brownies and Rolls. Hundreds of other mouth-watering treats every day on the Golden Choice Buffet.*

**golden
corral**
Steaks, Buffet & Bakery

Try our Breakfast Buffet and wrap up your week with all your tasty breakfast favorites.

Saturday and Sunday 7:30 to 11:00

700 Barrett Parkway
Kennesaw, GA
428-6770





Lady Owls Player Information

2003-04 Kennesaw State Lady Owls Numeric Roster

No.	Player	Position	Ht	Wt	Class	Hometown
00	Brittany Walden	Guard	5.7	--	Freshman	Blue Ridge, GA
3	Malgorzata Morka	Guard	5.10	--	Junior	Racibore, Poland
5	Dominika Mieszkowska	Guard	5.8	--	Sophomore	Gdansk, Poland
10	Paulina Aniola	Forward	6.0	--	Senior	Poznan, Poland
12	Kristina Usaite	Forward	6.1	--	Junior	Klaipeda, Lithuania
15	Lauren Gaines	Guard	5.6	--	Senior	Cumming, GA
21	Lisa Sutter	Guard	5.7	--	Junior	Dallas, GA
24	Danielle Bates	Guard	5.10	--	Junior	Memphis, TN
25	Leslie Smith	Forward	6.1	--	Junior	Tuscumbia, AL
32	Larvisha West	Guard	5.9	--	Junior	Statenville, GA
45	Denisha Ferguson	Forward	6.0	--	Senior	Clarksville, TN
50	LaTonya Henry	Forward	5.11	--	Senior	Evergreen, AL

2003-04 Kennesaw State Lady Owls Alphabetical Roster

No.	Player	Position	Ht	Wt	Class	Hometown
10	Paulina Aniola	Forward	6.0	--	Senior	Poznan, Poland
24	Danielle Bates	Guard	5.10	--	Junior	Memphis, TN
45	Denisha Ferguson	Forward	6.0	--	Senior	Clarksville, TN
15	Lauren Gaines	Guard	5.6	--	Senior	Cumming, GA
50	LaTonya Henry	Forward	5.11	--	Senior	Evergreen, AL
5	Dominika Mieszkowska	Guard	5.8	--	Sophomore	Gdansk, Poland
3	Malgorzata Morka	Guard	5.10	--	Junior	Racibore, Poland
21	Lisa Sutter	Guard	5.7	--	Junior	Dallas, GA
25	Leslie Smith	Forward	6.1	--	Junior	Tuscumbia, AL
12	Kristina Usaite	Forward	6.1	--	Junior	Klaipeda, Lithuania
00	Brittany Walden	Guard	5.7	--	Freshman	Blue Ridge, GA
32	Larvisha West	Guard	5.9	--	Junior	Statenville, GA

Kennesaw State Coaching Staff

Head Coach	Colby Tilley
Assistant Coach	Sarah Coleman
Assistant Coach	Paula Skinner
Graduate Assistant	Ginny Boggess
Student Assistant	Thomas Steward
Student Assistant	Abriele Varnum
Head Athletic Trainer	Karen Pfeiffer

Pronunciation Guide

Paulina Aniola
<i>Pronounced An-yo-lah</i>
Dominika Mieszkowska
<i>Pronounced Meesh-cof-skah</i>
Malgorzata Morka
<i>Pronounced Mal-gore-zah-tah Moore-ka</i>
Kristina Usaite
<i>Pronounced Ooh-sah-tay</i>



2003-04 Schedule

NOVEMBER

SUN	MON	TUE	WED	THU	FRI	SAT
HOME GAME	ROAD GAME					1
2	3	4	5	6	7	8
9	10	11	12	13	14	West Georgia 2:00
16	17	18	19	20	*Mars Hill 8:00	*Catawba 4:00
23/ 30	24	25	26	27	**West Georgia 7:30	**Ala-Huntsville 1:00

DECEMBER

	1	Montevillo 6:00 est	2	3	4	5	6
7	8		9	10	11	12	13
14	15		16	17	18	19	West Alabama 3:00 est
21	22		23	24	25	26	27
28	29	Montevillo 3:00	30	31			

JANUARY

					1	#North Dakota St 2:00	2	#Claffin 2:00	3
4	West Alabama 7:00	5	6	Columbus State 5:30	7	8	9	USC Aiken 2:00	10
11	12	13	GC&SU 5:30	14	15	16	17	USC Spartanburg 2:00	18
18	19	20	Armstrong Atl. 5:30	21	22	23	24	Augusta State 2:00	25
25	26	27	GC&SU 5:30	28	29	30	31	Francis Marion 2:00	

FEBRUARY

1	2	3	Armstrong Atl. 5:30	4	5	6	7	Lander 2:00
8	9	10	Clayton State 5:30	11	12	13	14	North Florida 2:00
15	16	17	Columbus State 5:30	18	19	20	21	UNC Pembroke 2:00
22	23	24	Clayton State 5:30	25	26	27	28	North Florida 2:00


* Ron Walker Memorial Tournament-Kennesaw State, GC&SU, Mars Hill and Catawba

** Gulf South/Peach Belt Classic-Kennesaw State, Clayton State, Ala-Huntsville, West Georgia

Miller Clinic Invitational-Kennesaw State, North Dakota State, Claffin, Wingate

Peach Belt Conference Tournament-at Augusta, Georgia March 2-7

Slam Dunk...Popcorn



AS A PROUD SPONSOR OF THE KENNESAW STATE OWLS, AMC THEATRES
WOULD LIKE TO CHEER YOU ON TO A BETTER MOVIE-GOING EXPERIENCE.

amc
THEATRES.

Barrett Commons 24 Theatres
Cobb Place Lane at Barrett Parkway

Call 404-816-4AMC for showtimes and tickets or go to moviewatcher.com

Visit our other Atlanta locations:

Southlake Pavilion 24 • Colonial 18 • North DeKalb 16 • Mansell Crossing 14
Phipps Plaza 14 • Galleria 8 • Northlake 8 • Buckhead Backlot 6



**SUN
SUITES**
EXTENDED STAY HOTEL

of Town Center

Enjoy All The
Comforts of Home



- Fully equipped eat-in kitchen
Cozy breakfast nook
Modern appliances (microwave
refrigerator, disposal, stovetop)
All cookware, dishes, glassware & utensils included!
- Relaxing living area
- Cable TV with more than 50 channels
- Full-size bathroom
- Comfortable sleeping area and more!
- Daily/weekly maid service
- On-site laundromat

3174 Barrett Lakes Boulevard
Kennesaw, GA 30144

770-424-5410

*Conveniently located 1/2 mile from
Kennesaw State University*

GO
O
W
I
S
!



2003-04 Lady Owls



Denisha Ferguson

Center

45



6'0"

Senior

Clarksville, Tennessee

2002-03 Ferguson had a tremendous junior year that saw her receive First Team All-Peach Belt Conference honors for the second straight season...she was twice named the Peach Belt Conference Player of the Week for the weeks ending January 20 and February 17...was selected as a member of the NCAA Division II All South Atlantic Regional Team...after averaging 24.0 points and 12.0 rebounds in two PBC tournament games, Ferguson was named to the All-Tournament team...finished the 2002-03 season with a 19.0 scoring average and also averaged 9.7 rebounds...led the Lady Owls in scoring, rebounding, field goal percentage (54.9) and free-throw percentage (80.1)...was Kennesaw State's top scorer in twenty games last season...scored over 30 points twice last season...was the top scorer in six straight games from January 11 through January 25...scored in double figures in 26 of 28 games last year...13 times she scored over 20 points in a game...had a stretch of 12 straight games in which she scored over ten points...scored over 20 points in five consecutive games from January 11 through January 22...began the streak with a season-high 34 points in KSU's 80-67 win over UNC Pembroke in North Carolina...had her second thirty-point game of the year on February 15 when she dropped in 30 points to pace KSU to a 74-41 win over Francis Marion...sixteen times last year she led the Lady Owls in rebounding...had a season high 17 rebounds on two occasions...the first coming on January 18 against GC&SU in the Lady Owls triple overtime thriller...in that game Ferguson forced OT by draining two free-throws with less than a second remaining in regulation...Ferguson finished the game with 27 points in 48 minutes...grabbed 17 boards in another classic overtime game when the Lady Owls dropped a 4-OT game with rival Columbus State...five times last year she was

perfect from the free-throw line...was 7-for-7 against GC&SU on January 18...6-for-6 against Glensville State and UNC Pembroke...5-for-5 against Francis Marion and 2-for-2 against Augusta State...shot over 50 percent from the foul line in 27 of 28 games...

Ferguson made two three-pointers last season and was 2-for-4 from beyond the arc on the season...her first collegiate three-pointer came from the top of the key in the Lady Owls

game on February 8 in Savannah, Georgia versus Armstrong Atlantic...she delighted the home fans with only her second trey of the year against Francis Marion on February 15...fouled out



of a team-high 12 games last season...had six assists against nationally-ranked Glensville State in the Owls 79-54 win in the Ron Walker Memorial Classic...scored a season low four points in the Lady Owls loss to Fort Valley State...had eight points against Augusta State on February 19...had seven steals in the Owls first three games and finished the year with 24...began the season with a three steal night against Presbyterian.

Personal

Denisha was born on April 24, 1981 in Clarksville, Tennessee...she is the daughter of Deborah Hill...she has two sisters, Shavone (23) and Brittany (13)...majoring in sociology.

Opponent	Date	Min	FG	Pct	3FG	Pct	FT	Pct	Rb	Avg	PF	A	T	B	S	Pts
PRESBYTERIAN	11-22	34	8-15	.533	0-0	.000	4-5	.800	10	10.0	4	1	2	0	3	20
GLENVILLE ST	11-23	28	3-7	.429	0-0	.000	6-6	1.000	8	9.0	4	6	3	0	2	12
at Montevallo	11-25	26	6-7	.857	0-0	.000	4-5	.800	7	8.3	4	2	2	1	2	16
NORTH FLORIDA	11-30	25	4-6	.667	0-0	.000	2-3	.667	2	6.8	4	0	5	0	0	10
at Clayton State	12-4	32	7-15	.467	0-0	.000	1-4	.250	11	7.6	2	4	4	1	2	15
at West Georgia	12-7	26	8-17	.471	0-0	.000	4-5	.800	9	7.8	2	0	1	0	1	20
USC AIKEN	12-14	29	6-14	.429	0-0	.000	1-2	.500	9	8.0	5	2	3	0	0	13
COLUMBIA UNION	12-16	11	5-8	.625	0-0	.000	6-8	.750	3	7.4	0	1	1	1	0	16
MONTEVALLO	12-30	29	7-20	.350	0-0	.000	6-7	.857	11	7.8	3	0	3	0	0	20
WEST GEORGIA	12-31	19	5-7	.714	0-0	.000	3-4	.750	6	7.6	5	1	3	2	1	13
at Fort Valley St	1-8	17	2-6	.333	0-0	.000	0-1	.000	9	7.7	5	2	6	1	0	4
at UNC-Pembroke	1-11	34	14-17	.824	0-0	.000	6-6	1.000	15	8.3	5	1	4	0	1	34
at Lander	1-13	36	10-11	.909	0-0	.000	5-6	.833	11	8.5	4	1	4	0	0	25
at Augusta State	1-15	32	11-18	.611	0-0	.000	7-8	.875	9	8.6	5	1	4	1	0	29
GCSU	1-18	48	10-16	.625	0-0	.000	7-7	1.000	17	9.1	4	2	4	1	1	27
at USC Aiken	1-22	44	12-19	.632	0-0	.000	3-6	.500	14	9.4	4	0	5	0	1	27
at North Florida	1-25	38	7-15	.467	0-0	.000	2-3	.667	9	9.4	5	0	8	0	1	16
CLAYTON STATE	1-29	27	3-8	.375	0-0	.000	8-10	.800	10	9.4	5	1	6	0	1	14
at USCS	2-1	31	7-16	.438	0-0	.000	0-0	.000	7	9.3	4	2	3	1	0	14
LANDER	2-5	32	8-17	.471	0-0	.000	2-3	.667	12	9.5	5	0	4	1	0	18
at Armstrong Atl.	2-8	24	8-11	.727	1-1	1.000	2-4	.500	5	9.2	5	1	1	0	1	19
COLUMBUS ST	2-12	45	9-14	.643	0-1	.000	5-6	.833	17	9.6	5	4	4	0	0	23
FRANCIS MARION	2-15	26	12-16	.750	1-1	1.000	5-5	1.000	7	9.5	4	1	2	1	1	30
AUGUSTA STATE	2-19	20	3-5	.600	0-0	.000	2-2	1.000	6	9.3	5	2	4	0	1	8
at GC&SU	2-22	37	10-21	.476	0-0	.000	9-10	.900	13	9.5	1	1	5	0	0	29
at Columbus State	2-26	32	4-14	.286	0-0	.000	3-5	.600	9	9.5	4	2	2	0	0	11
ARMSTRONG ATL	3-1	34	4-14	.286	0-0	.000	12-13	.923	10	9.5	2	1	1	0	3	20
vs Lander	3-4	31	12-18	.667	0-1	.000	5-6	.833	15	9.7	5	2	3	0	1	29
vs Armstrong Atl	3-6	36	7-14	.500	0-0	.000	5-6	.833	9	9.7	4	1	3	2	1	19

Games played: 29
 Games Started: 28
 Minutes Played: 883
 Field Goals Attempted: 386
 Field Goals Made: 212
 Field Goal Percentage: 54.9

Three-Pointers Made: 2
 Three-Pointers Attempted: 4
 Three-point Percentage: 50.0
 Free-Throws Made: 125
 Free-Throws Attempted: 156
 Free-Throw percentage: 80.1

Assists Per Game: 1.4
 Turnovers Per Game: 3.4
 Assist/Turnover Ratio: 0.4
 Steals Per Game: 0.8
 Blocks Per Game: 0.4
 Fouled Out: 12

Ferguson, Denisha

Career Totals

Year	PPG	GM	PTS	FGM	FGA	FG%	FTM	FTA	FT%	3PA	3PM	3P%	REB	RPG	STL	AST	BL
2002-03	19.0	29	551	212	386	54.9	125	156	80.1	2	4	50.0	280	9.7	24	42	13
2001-02	16.3	27	441	181	357	50.7	79	114	69.3	0	0	00.0	277	10.3	39	36	19
CAREER	17.7	56	992	393	743	52.9	204	270	75.6	2	5	50.0	557	9.9	63	78	32

Lauren Gaines

Guard



5'5"

Senior

Cumming, Georgia

15

2002-03 One of the top guards in the history of the Kennesaw State, Gaines is ready to return to form in her fourth season with the Lady Owls...ACL surgery in her sophomore season made for a slow start in 2002-03 but the junior regrouped and was one of the bright spots once again for Kennesaw State last season...she played in all 29 games for the Lady Owls last season...led the Lady Owls in

assists with 4.6...had four games in which she had nine assists...averaged 5.8 points and 2.3 rebounds in 2002-03...playing primarily at the point, Gaines had four double-digit scoring games last year...had a season high 18 points in the Lady Owls quadruple overtime loss to Columbus State on February 12 at the Spec Landrum Centre...she finished the game 6-for-13 from the floor and made four three-point-

ers while dishing off nine assists in 49 minutes...scored 13 points on February 22 when the Lady Owls dropped GC&SU in Milledgeville 69-60...had 11 points and seven assists against North Florida in Jacksonville on January 25...had one her top scoring games in the Lady Owls upset win over nationally-ranked Glensville State...scored ten points on 3-for-6 shooting and was 3-for-3 from the free-throw line in Kennesaw State's 79-54 win...handed out nine assists against USC Aiken on December 14...in the Lady Owls triple OT win over GC&SU, Gaines had nine assists and eight points, narrowly missing her second career double-double...had an-

other nine assist game on March 4 in the first round of the Peach Belt Conference Tournament against Lander...had three steals on February 1 in the Lady Owls 61-59 win over USC Spartanburg...had her only block of the season at Fort Valley State...fouled out of only game last year in four overtime loss to Columbus State.

Personal

Lauren was born on February 2, 1982 in Cumming, Georgia...she is the daughter of Bob Gaines and has an older sibling, Carrie (26)...majoring in Sport Management.

2002-03 Season Statistics

Opponent	Date	Min	FG	Pct	3FG	Pct	FT	Pct	Rb	Avg	PF	A	T	B	S	Pts
PRESBYTERIAN	11-22	28	2-9	.222	0-4	.000	0-1	.000	2	2.0	0	5	3	0	2	4
GLENVILLE ST	11-23	25	3-6	.500	1-2	.500	3-3	1.000	2	2.0	0	1	2	0	0	10
at Montevallo	11-25	25	2-7	.286	0-4	.000	2-4	.500	4	2.7	1	6	2	0	1	6
NORTH FLORIDA	11-30	31	1-2	.500	1-2	.500	6-6	1.000	2	2.5	2	5	3	0	0	9
at Clayton State	12-4	23	0-3	.000	0-1	.000	5-6	.833	1	2.2	1	3	2	0	0	5
at West Georgia	12-7	37	0-2	.000	0-2	.000	3-4	.750	1	2.0	2	3	4	0	0	3
USC AIKEN	12-14	34	1-5	.200	0-3	.000	0-0	.000	3	2.1	0	9	2	0	0	2
COLUMBIA UNION	12-16	12	2-3	.667	2-3	.667	2-2	1.000	2	2.1	0	3	3	0	1	8
MONTEVALLO	12-30	25	2-2	1.000	1-1	1.000	0-0	.000	8	2.8	0	5	1	0	1	5
WEST GEORGIA	12-31	22	0-2	.000	0-1	.000	5-6	.833	2	2.7	0	3	4	0	0	5
at Fort Valley St U	1-8	21	2-4	.500	1-3	.333	0-0	.000	3	2.7	1	0	4	1	2	5
at UNC-Pembroke	1-11	22	1-1	1.000	1-1	1.000	0-0	.000	0	2.5	0	2	5	0	0	3
at Lander	1-13	26	0-3	.000	0-2	.000	0-0	.000	1	2.4	1	3	2	0	0	0
at Augusta State	1-15	25	0-5	.000	0-3	.000	0-0	.000	3	2.4	1	2	2	0	1	0
GCSU	1-18	43	2-11	.182	0-5	.000	4-6	.667	2	2.4	2	9	2	0	0	8
at USC Aiken	1-22	40	0-4	.000	0-0	.000	0-3	.000	4	2.5	1	7	8	0	0	0
at North Florida	1-25	39	2-5	.400	1-3	.333	6-6	1.000	1	2.4	1	7	2	0	1	11
CLAYTON STATE	1-29	27	1-1	1.000	1-1	1.000	0-0	.000	0	2.3	1	3	2	0	0	3
at USCS	2-1	32	1-3	.333	0-0	.000	2-4	.500	7	2.5	2	8	6	0	3	4
LANDER	2-5	28	2-10	.200	2-6	.333	0-0	.000	3	2.6	0	3	2	0	1	6
at Armstrong Atl	2-8	35	2-3	.667	1-2	.500	4-5	.800	3	2.6	1	4	4	0	1	9
COLUMBUS ST	2-12	49	6-13	.462	4-10	.400	2-2	1.000	2	2.5	5	9	5	0	1	18
FRANCIS MARION	2-15	24	1-1	1.000	1-1	1.000	0-0	.000	1	2.5	0	3	0	0	1	3
AUGUSTA STATE	2-19	23	2-3	.667	1-2	.500	3-5	.600	2	2.5	0	4	3	0	1	8
at GC&SU	2-22	38	3-5	.600	2-4	.500	5-6	.833	5	2.6	1	3	2	0	1	13
at Columbus St	2-26	31	0-3	.000	0-2	.000	0-0	.000	3	2.6	2	2	1	0	1	0
ARMSTRONG ATL	3-1	37	1-3	.333	0-2	.000	4-5	.800	1	2.5	4	8	0	0	1	6
vs Lander	3-4	31	2-6	.333	2-3	.667	0-3	.000	1	2.5	1	9	5	0	1	6
vs Armstrong Atl	3-6	33	1-5	.200	1-3	.333	5-6	.833	4	2.5	4	3	7	0	0	8
Games played: 29	Three-Pointers Made: 23	Assists Per Game: 4.6														
Games Started: 28	Three-Pointers Attempted: 76	Turnovers Per Game: 3.0														
Minutes Played: 866	Three-point Percentage: 30.3	Assist/Turnover Ratio: 1.5														
Field Goals Attempted: 120	Free-Throws Made: 61	Steals Per Game: 0.7														
Field Goals Made: 42	Free-Throws Attempted: 83	Blocks Per Game: 0.0														
Field Goal Percentage: 32.3	Free-Throw percentage: 73.5	Fouled Out: 1														

Lauren Gaines

Career Totals

Year	PPG	GM	PTS	FGM	FGA	FG%	FTM	FTA	FT%	3PA	3PM	3P%	REB	RPG	STL	AST	BL
2002-03	5.8	29	168	42	130	32.3	61	83	73.5	23	76	30.3	73	2.5	21	132	1
2001-02	8.2	17	139	44	131	33.6	26	45	57.8	25	83	30.1	41	2.4	32	109	0
2000-01	6.6	27	178	56	190	29.5	35	52	67.3	31	98	31.6	79	2.9	24	81	0
CAREER	6.6	73	485	142	451	31.5	122	180	67.8	79	257	30.7	193	2.6	77	322	1



5'11"

Senior

Evergreen, Alabama

50

LaTonya returns for her second and final season in the black and gold to provide a tough low-post presence...averaged 8.0 points per game and 7.6 rebounds per game...had nine games in which she scored in double figures and ten double digit rebound games...appeared in all 29 games, starting three...was held scoreless only once against Augusta State on January 15...grabbed at least two rebounds in every game...had her best two games back-to-back when she had back-to-back double-doubles in late January...against GC&SU on January 18, she played a team-high 52 minutes and scored 18 points and totaled 16 rebounds, both season-highs...then on January 22 at USC Aiken, scored 16 point and grabbed 11 boards...scored 17 points on November 30 against North Florida...had a total of four double-doubles on the year...netted 11 points on December 30 against Montevallo...the following

day she notched 13 points, nine rebounds, and six assists against West Georgia...had 11 points and 11 rebounds against Lander on February 5...matched that output on the final game of the year with 11 points and 11 rebounds against Armstrong Atlantic in the quarterfinals of the PBC tournament...her 7.6 rebounds per game was second on the team...shot .506 from the floor, ranking her second on the team.

Personal

LaTonya was born on November 30, 1981 in Evergreen, Alabama...she is the daughter of Michael and Lydia Floyd and has three older brothers, Anthony Henry (26), Terrance Henry (23), and Michael Floyd (18)...majoring in psychology.

2002-03 Season Statistics

Opponent	Date	Min	FG	Pct	3FG	Pct	FT	Pct	Rb	Avg	PF	A	T	B	S	Pts
PRESBYTERIAN	11-22	15	1-1	1.000	1-1	1.000	0-0	.000	2	2.0	4	0	1	0	0	3
GLENVILLE ST	11-23	23	2-3	.667	1-1	1.000	4-5	.800	11	6.5	0	0	1	1	0	9
at Montevallo	11-25	32	3-10	.300	0-2	.000	2-5	.400	6	6.3	1	0	1	0	1	8
NORTH FLORIDA	11-30	33	5-7	.714	0-1	.000	7-9	.778	7	6.5	2	2	1	2	2	17
at Clayton State	12-4	18	3-4	.750	0-0	.000	0-0	.000	3	5.8	1	0	4	0	0	6
at West Georgia	12-7	17	2-7	.286	0-1	.000	0-0	.000	10	6.5	4	0	3	1	1	4
USC AIKEN	12-14	26	3-6	.500	0-1	.000	0-0	.000	6	6.4	1	0	2	0	1	6
COLUMBIA UNION	12-16	15	3-5	.600	0-0	.000	2-2	1.000	9	6.8	1	2	1	0	2	8
MONTEVALLO	12-30	19	5-7	.714	0-2	.000	1-1	1.000	7	6.8	3	0	1	0	1	11
WEST GEORGIA	12-31	31	5-7	.714	0-0	.000	3-4	.750	9	7.0	1	6	1	0	0	13
at Fort Valley State	1-8	38	3-6	.500	1-1	1.000	2-4	.500	10	7.3	3	0	5	1	2	9
at UNC-Pembroke	1-11	20	2-5	.400	0-2	.000	0-2	.000	8	7.3	0	0	4	0	1	4
at Lander	1-13	24	1-2	.500	0-0	.000	2-3	.667	10	7.5	2	1	2	1	0	4
at Augusta State	1-15	11	0-2	.000	0-1	.000	0-0	.000	3	7.2	1	1	1	0	0	0
GCSU	1-18	52	8-14	.571	2-4	.500	0-0	.000	16	7.8	2	1	3	0	0	18
at USC Aiken	1-22	29	4-6	.667	2-2	1.000	6-8	.750	11	8.0	2	1	1	1	1	16
North Florida	1-25	15	2-5	.400	1-2	.500	0-0	.000	4	7.8	3	1	0	0	0	5
CLAYTON STATE	1-29	34	3-7	.429	0-3	.000	1-2	.500	7	7.7	4	1	2	0	1	7
at USCS	2-1	24	3-5	.600	0-1	.000	1-3	.333	10	7.8	2	0	2	2	0	7
LANDER	2-5	33	3-7	.429	1-3	.333	4-6	.667	11	8.0	1	1	4	1	1	11
at Armstrong Atl	2-8	25	2-8	.250	0-1	.000	1-2	.500	8	8.0	1	0	2	0	0	5
COLUMBUS ST	2-12	42	2-6	.333	0-2	.000	0-1	.000	13	8.2	4	1	1	1	1	4
FRANCIS MARION	2-15	12	1-3	.333	0-1	.000	0-0	.000	2	8.0	3	0	1	0	0	2
AUGUSTA STATE	2-19	29	2-4	.500	0-1	.000	2-3	.667	7	7.9	0	1	0	0	1	6
at GC&SU	2-22	14	4-5	.800	0-0	.000	1-1	1.000	4	7.8	1	0	1	1	0	9
at Columbus State	2-26	26	5-11	.455	1-1	1.000	2-4	.500	4	7.6	1	0	6	2	1	13
ARMSTRONG ATL	3-1	16	4-5	.800	0-1	.000	2-2	1.000	4	7.5	1	1	1	1	0	10
vs Lander	3-4	18	1-3	.333	1-2	.500	2-2	1.000	7	7.5	4	2	4	1	1	5
vs Armstrong Atl	3-6	30	4-9	.444	0-2	.000	3-6	.500	11	7.6	5	0	5	2	2	11

Games played: 29
 Games Started: 3
 Minutes Played: 721
 Field Goals Made: 86
 Field Goals Attempted: 170

Three-Pointers Made: 11
 Three-Pointers Attempted: 39
 Three-point Percentage: 28.2
 Free-Throws Made: 48
 Free-Throws Attempted: 75

Assists Per Game: 0.8
 Turnovers Per Game: 2.1
 Assist/Turnover Ratio: 0.4
 Steals Per Game: 0.7
 Blocks Per Game: 0.6

LaTonya Henry

Career Totals

Year	PPG	GM	PTS	FGM	FGA	FG%	FTM	FTA	FT%	3PM	3PA	3P%	REB	RPG	STL	AST	BL
2002-03	8.0	29	231	86	170	50.6	48	75	64.0	11	39	28.2	220	7.6	20	22	18
CAREER	8.0	29	231	86	170	50.6	48	75	64.0	11	39	28.2	220	7.6	20	22	18

Paulina Aniola

Forward

10

6'0"

Senior

Poznan, Poland

2002-03 Paulina returns for her senior year to provide a strong presence off the bench...appeared in 20 games last year...averaged 1.6 points and 1.4 rebounds per game from the post position...scored in nine games last year...best game came on December 16 against Columbia Union when she scored a season high nine points while ripping down four rebounds...all four of the rebounds were offensive...was 10-24 (.417) from the field last year...played in three games where she averaged double figure minutes played...had best rebounding game against Francis Marion on February 15 when she ripped down eight boards in nine minutes...made all three of her free throw attempts in the same game...had a five game stretch from December 7 to December 31 in which she averaged 3.6 points and 2.2 rebounds...team was 10-10 in games in which she participated...shot 11-15 (.733) from the

free throw line last year...had a rebound in 10 games in which she played...had three or more rebounds in a game five times...team was 1-2 in games in which she played double digit minutes...team was 5-2 in games in which she grabbed an offensive rebound...in seven minutes of action in the first round of the Peach Belt Tournament, Paulina scored five points on a perfect 2-2 from the field and 1-1 from the charity stripe, while grabbing three rebounds...had at least one assist in six games last year...had two blocks and two steals last season.

Personal

Paulina was born on March 16, 1981 in Poznan, Poland...she is the daughter of Renata and Andrzej Aniola and has one older sister, Sylwia (26)...majoring in Finance.

2002-03 Season Statistics

Opponent	Date	Min	FG	Pct	3FG	Pct	FT	Pct	Rb	Avg	PF	A	T	B	S	Pts
PRESBYTERIAN	11-22	1	0-1	.000	0-0	.000	0-0	.000	0	0.0	0	0	0	0	0	0
GLENVILLE ST	11-23	8	0-1	.000	0-0	.000	0-0	.000	3	1.5	0	0	0	0	0	0
at Montevallo	11-25	2	0-0	.000	0-0	.000	0-0	.000	0	1.0	0	0	1	0	0	0
NORTH FLORIDA	11-30	3	0-1	.000	0-0	.000	0-0	.000	0	0.8	0	1	0	0	0	0
at Clayton State	12-4	11	0-0	.000	0-0	.000	0-0	.000	0	0.6	1	2	1	0	0	0
at West Georgia	12-07	13	1-5	.200	0-1	.000	0-0	.000	1	0.7	1	0	1	0	0	2
USC AIKEN	12-14	5	0-0	.000	0-0	.000	1-2	.500	1	0.7	0	0	0	1	0	1
COLUMBIA UNION	12-16	22	4-8	.500	0-1	.000	1-2	.500	4	1.1	3	1	2	0	1	9
MONTEVALLO	12-30	9	0-0	.000	0-0	.000	2-4	.500	5	1.6	0	2	0	0	0	2
WEST GEORGIA	12-31	7	1-1	1.000	0-0	.000	2-2	1.000	0	1.4	0	1	0	0	0	4
at Fort Valley State	1-08	2	0-0	.000	0-0	.000	0-0	.000	0	1.3	0	0	0	0	0	0
at UNC-Pembroke	1-11	2	0-0	.000	0-0	.000	0-0	.000	0	1.2	0	0	0	0	0	0
at Augusta State	1-15	8	1-2	.500	0-0	.000	1-1	1.000	1	1.2	0	0	2	0	0	3
CLAYTON STATE	1-29	5	0-0	.000	0-0	.000	0-0	.000	0	1.1	0	1	0	0	0	0
LANDER	2-5	6	0-0	.000	0-0	.000	0-0	.000	1	1.1	0	0	0	1	1	0

at Armstrong All	2-8	2	1-2	.500	0-0	.000	0-0	.000	1	1.1	1	0	0	0	0	2
FRANCIS MARION	2-15	9	0-1	.000	0-1	.000	3-3	1.000	8	1.5	1	1	1	0	0	3
at Columbus State	2-26	3	0-0	.000	0-0	.000	0-0	.000	0	1.4	2	0	0	0	0	0
vs Lander	3-4	7	2-2	1.000	0-0	.000	1-1	1.000	3	1.5	2	0	0	0	0	5
vs Armstrong All	3-6	0	0-0	.000	0-0	.000	0-0	.000	0	1.4	0	0	0	0	0	0

Games played: 20
 Games Started: 0
 Minutes Played: 125
 Field Goals Made: 10
 Field Goals Attempted: 24
 Field Goal Percentage: 41.7

Three-Pointers Made: 0
 Three-Pointers Attempted: 3
 Three-point Percentage: 00.0
 Free-Throws Made: 11
 Free-Throws Attempted: 15
 Free-Throw percentage: 73.3

Assists Per Game: 0.4
 Turnovers Per Game: 0.5
 Assist:Turnover Ratio: 0.9
 Steals Per Game: 0.1
 Blocks Per Game: 0.1
 Fouled Out: 0

Paulina Aniola

Career Totals

Year	PPG	GM	PTS	FGM	FGA	FG%	FTM	FTA	FT%	3PA	3PM	3P%	REB	RPG	STL	AST	BL
2002-03	1.6	20	31	10	24	41.7	11	15	73.3	0	3	00.0	28	1.4	2	8	2
2001-02	1.4	20	28	10	25	40.0	8	18	44.4	0	1	00.0	20	1.0	1	7	2
2000-01	1.3	18	23	7	41	17.1	9	16	56.3	0	0	00.0	34	1.9	1	5	10
CAREER	1.4	58	82	27	90	30.0	28	49	57.1	0	4	00.0	82	1.4	4	20	14

Malgorzata Morka

Guard



5'10"

Junior

Racibore, Poland

3

2002-03 Malgorzata returns for her junior season...in just two seasons, she has become one of the most prolific shooters ever at KSU...she has made 100 total three-pointers in her two year career and her 273 attempts ranks her third on both of the Owls career lists...her 36.6 career three-pointer percentage puts her seventh on the all-time list...led the team in minutes (919), three-pointers made (43), three-pointers attempted (109), and three point percentage (.394)...scored in double figures 17 out of 29 games...appeared in all 29 games last season, starting all but two...hit at least one three pointer in 19 of the 29 games...the Owls were 14-6 when she hit a three-pointer, but only 2-8 in games in which she was held scoreless from behind the arc...was held without a three-pointer in back-to-back games only once (December 4 and December 7)...in the first four games of the year from November 22 to November 30, she averaged 21.0 points per game...scored a career-high 28 points against Montevallo on November 25 that saw her go on a 5-for-5

from behind the arc...followed that game with a 26 point performance against North Florida on November 30...from December 31 through January 13 had a stretch of five straight games where she scored in double figures and averaged 12.2 points...rang up 25 points against USC Spartanburg on February 1 on 9-for-16 (.563) from the field...had a season-high eight rebounds against Lander on January 13...shot 71.7 from the charity stripe and 41.2 from the field...had a streak of 11 games in which she recorded at least one assist from November 30 to January 15...only fouled out of one game, a quadruple overtime loss to Columbus State on February 12...was held scoreless in only three games...averaged 9.6 points per game in Peach Belt Conference games.

Personal

Malgorzata was born on June 1, 1981 in Racibore, Poland...she is the daughter of Piotr and Maria Morka and has one sibling, Pawel (21)...majoring in Exercise and Health Sciences.

2002-03 Season Statistics

Opponent	Date	Min	FG	Pct	3FG	Pct	FT	Pct	Fb	Avg	PF	A	T	B	S	Pts
PRESBYTERIAN	11-22	35	5-13	.385	2-8	.250	0-0	.000	3	3.0	1	0	5	0	0	12
GLENNVILLE STE	11-23	31	7-10	.700	3-3	1.000	1-1	1.000	1	2.0	1	2	2	1	1	18
at Montevallo	11-25	34	9-16	.563	5-10	.500	5-5	1.000	4	2.7	0	0	1	0	0	28
NORTH FLORIDA	11-30	38	9-12	.750	4-6	.667	4-5	.800	0	2.0	2	3	2	0	1	26
at Clayton State	12/4	18	0-5	.000	0-1	.000	0-0	.000	1	1.8	1	1	1	0	0	0
at West Georgia	12-7	30	2-10	.200	0-3	.000	0-0	.000	5	2.3	2	1	1	0	0	4
USC AIKEN	12-14	34	5-10	.500	1-2	.500	2-4	.500	1	2.1	3	1	3	0	1	13
COLUMBIA UNION	12-16	11	1-3	.333	0-0	.000	0-0	.000	1	2.0	2	1	0	0	2	2
MONTEVALLO	12-30	30	4-12	.333	2-4	.500	1-2	.500	4	2.2	0	3	1	2	0	11
WEST GEORGIA	12-31	28	5-9	.556	2-2	1.000	1-1	1.000	4	2.4	2	3	2	0	3	13
at Fort Valley St	1/8	32	6-10	.600	0-3	.000	0-2	.000	7	2.8	2	3	2	0	1	12
at UNC-Pembroke	1/11	37	4-11	.364	2-5	.400	2-2	1.000	1	2.7	0	2	0	0	0	12
at Lander	1/13	34	6-17	.353	1-3	.333	0-0	.000	8	3.1	3	1	3	1	2	13
at Augusta State	1/15	31	0-1	.000	0-0	.000	0-0	.000	3	3.1	1	1	1	0	2	0
GCSU	1-18	46	5-12	.417	4-7	.571	2-2	1.000	4	3.1	2	0	2	0	1	16
at USC Aiken	1/22	42	3-11	.273	1-5	.200	6-7	.857	6	3.3	2	4	5	1	1	13
at North Florida	1/25	38	5-12	.417	4-9	.444	2-4	.500	4	3.4	3	2	2	0	2	16
CLAYTON STATE	1-29	24	1-5	.200	0-1	.000	1-2	.500	2	3.3	2	1	1	0	1	3
at USCS	2-1	39	9-16	.563	2-6	.333	5-8	.625	1	3.2	4	1	0	0	0	25
LANDER	2-05	21	0-1	.000	0-1	.000	0-0	.000	2	3.1	3	2	0	0	0	0
at Armstrong Atl	2-8	25	1-3	.333	1-1	1.000	2-2	1.000	1	3.0	3	1	3	0	2	5
COLUMBUS ST	2-12	42	3-12	.250	0-3	.000	0-0	.000	3	3.0	5	1	4	2	2	6
FRANCIS MARION	2-15	27	5-10	.500	1-3	.333	3-4	.750	3	3.0	1	2	1	0	2	14
AUGUSTA STATE	2-19	32	2-5	.400	1-4	.250	0-0	.000	1	2.9	1	0	1	0	0	5
at GC&SU	2/22	40	1-7	.143	0-5	.000	1-2	.500	4	3.0	2	2	1	1	1	3
at Columbus State	2/26	34	2-12	.167	2-6	.333	3-4	.750	2	2.9	2	2	0	0	0	9
ARMSTRONG ATL	3-1	27	3-6	.500	3-3	1.000	2-2	1.000	2	2.9	2	0	3	0	0	11
vs Lander	3-4	35	4-7	.571	2-3	.667	0-1	.000	4	2.9	3	2	0	1	1	10
vs Armstrong Atl	3-6	24	1-4	.250	0-2	.000	0-0	.000	3	2.9	2	0	3	0	1	2

Games played: 29

Games Started: 27

Minutes Played: 919

Field Goals Attempted: 262

Field Goals Made: 108

Field Goal Percentage: 41.2

Three-Pointers Made: 43

Three-Pointers Attempted: 109

Three-point Percentage: 39.4

Free-Throws Made: 43

Free-Throws Attempted: 60

Free-Throw percentage: 71.7

Assists Per Game: 1.4

Turnovers Per Game: 1.7

Assist/Turnover Ratio: 0.8

Steals Per Game: 0.9

Blocks Per Game: 0.3

Fouled Out: 1

Malgorzata Morka
Career Totals

Year	PPG	GM	PTS	FGM	FGA	FG%	FTM	FTA	FT%	3PA	3PM	3P%	REB	RPG	STL	AST	BL
2002-03	10.4	29	302	108	262	39.4	43	60	71.7	43	109	39.4	85	2.9	27	42	9
2001-02	13.7	27	370	133	316	42.1	47	64	73.4	57	164	34.8	85	3.1	29	91	11
CAREER	12.0	56	672	241	578	41.7	90	124	72.6	100	273	36.7	170	3.0	56	133	20

Dominika Mieszkowska
Guard

5'8"
Sophomore
Gdansk, Poland
5

Dominika is back for her sophomore year at point guard after averaging 6.0 points and 2.1 assists per game...was one of the Owls main contributors off the bench...scored in double figures eight times last year...ranked third on the team in assists with 60... was second on the team three pointers made (28) and three-point percentage (.318)...made only one start

last season...had an assist-to-turnover ratio of 1.09 (60 assists/55 turnovers)...was held without at least one assist in only two games, against North Florida on January 25 and against Columbus State on February 26...scored a season-high 17 points on 6-for-11 shooting from the field and 5-for-9 from three point land against Clayton State on

29...was one assist away from a double-double when she scored 12 points and dished out a season-high nine assist against Columbia Union on December 16...scored 15 points by shooting 6-of-8 from the field and 3-of-4 from long range against Augusta State on February 19...hit three out of five three pointers on her way to scoring 13 points against Glenville State on November 23...knocked down 14 points on February 5 against Lander...in a 6-game span from December 16 through January 13, Dominika averaged 9.8 points per game...led the team with a .850 free throw percentage (17-20)...averaged 10.3 points during a three-game span from January 29 to February 5...had a scoring streak of seven games from December 16 to January 15 and scored in double figures three times during that span...closed out the year with two nine-point games in the Peach Belt Conference tournament against Lander and

Armstrong Atlantic...averaged 5.5 assists during a four-game stretch from December 16 to January 8...team winning percentage was .500 (4-4) when Dominika scored in double figures...averaged 5.5 assists per game in a four game stretch from December 16 to January 8...averaged 2.1 assists per game on the season...had her highest steal total (4) on December 16 against Columbia Union...had an assist in every game but two in which she appeared...averaged 1.1 rebounds a game.

Personal

Dominika was born on July 1, 1982 in Gdansk, Poland...she is the daughter of Hanna and Mieczyslaw Mieszkoska and has one brother, Arek (27)...undecided in her major.

2002-03 Season Statistics

Opponent	Date	Min	FG	Pct	3FG	Pct	FT	Pct	Rb	Avg	PF	A	T	B	S	Pts
PRESBYTERIAN	11-22	19	2-6	.333	0-2	.000	0-0	.000	1	1.0	1	3	1	0	1	4
GLENVILLE ST	11-23	16	5-8	.625	3-5	.600	0-0	.000	1	1.0	1	1	2	0	0	13
at Montevallo	11-25	15	1-2	.500	1-1	1.000	0-0	.000	0	0.7	3	4	2	0	0	3
NORTH FLORIDA	11-30	8	0-2	.000	0-0	.000	2-2	1.000	0	0.5	0	1	2	0	0	2
at Clayton State	12-4	19	4-9	.444	2-5	.400	0-0	.000	0	0.4	0	2	1	0	0	10
at West Georgia	12-7	9	0-5	.000	0-3	.000	0-0	.000	1	0.5	0	1	1	0	1	0
USC AIKEN	12-14	7	0-1	.000	0-0	.000	0-0	.000	0	0.4	0	1	1	0	0	0
COLUMBIA UNION	12-16	21	5-12	.417	2-7	.286	0-0	.000	4	0.9	0	9	2	0	4	12
MONTEVALLO	12-30	16	3-7	.429	0-3	.000	1-1	1.000	2	1.0	0	2	4	1	1	7
WEST GEORGIA	12-31	21	4-8	.500	1-2	.500	0-0	.000	1	1.0	3	6	2	0	0	9
at Fort Valley St	1-8	25	4-12	.333	2-5	.400	2-2	1.000	1	1.0	2	5	6	0	1	12
at UNC-Pembroke	1-11	20	1-4	.250	0-2	.000	4-4	1.000	1	1.0	1	1	2	0	0	6
at Lander	1-13	20	4-7	.571	2-5	.400	3-4	.750	3	1.2	0	1	2	0	0	13
at Augusta State	1-15	18	1-6	.167	0-4	.000	0-0	.000	1	1.1	1	1	2	0	0	2
GCSU	1-18	12	0-6	.000	0-4	.000	0-0	.000	0	1.1	0	1	1	0	0	0
at North Florida	1-25	1	0-0	.000	0-0	.000	0-0	.000	0	1.0	0	0	1	0	0	0
CLAYTON STATE	1-29	29	6-11	.545	5-9	.556	0-1	.000	2	1.1	2	4	3	0	0	17
at USC	2-1	10	0-3	.000	0-2	.000	0-0	.000	0	1.0	0	1	0	0	0	0
LANDER	2-5	24	6-14	.429	2-8	.250	0-0	.000	4	1.2	2	3	5	0	1	14
at Armstrong Atl	2-8	12	0-5	.000	0-2	.000	0-0	.000	0	1.1	0	1	1	0	0	0
COLUMBUS ST	2-12	5	0-2	.000	0-1	.000	0-0	.000	0	1.0	0	1	1	0	1	0
FRANCIS MARION	2-15	29	1-5	.200	0-2	.000	0-0	.000	1	1.0	1	3	2	0	1	2
AUGUSTA STATE	2-19	20	6-8	.750	3-4	.750	0-0	.000	2	1.1	1	1	0	0	1	15
at GC&SU	2-22	3	0-0	.000	0-0	.000	0-0	.000	0	1.0	0	1	1	0	0	0
at Columbus State	2-26	11	1-3	.333	1-3	.333	0-0	.000	1	1.0	0	0	4	0	0	3
ARMSTRONG ATL	3-1	20	2-5	.400	1-3	.333	0-0	.000	3	1.1	0	2	4	0	0	5
vs Lander	3-4	26	2-6	.333	1-3	.333	4-4	1.000	3	1.2	1	3	1	0	0	9
vs Armstrong Atl	3-6	16	3-7	.429	2-3	.667	1-2	.500	0	1.1	2	1	1	0	0	9

Games played: 29
 Games Started: 28
 Minutes Played: 452
 Field Goals Attempted: 164
 Field Goals Made: 61
 Field Goal Percentage: 37.2

Three-Pointers Made: 28
 Three-Pointers Attempted: 88
 Three-point Percentage: 31.8
 Free-Throws Made: 17
 Free-Throws Attempted: 20
 Free-Throw percentage: 85.0

Assists Per Game: 2.1
 Turnovers Per Game: 2.0
 Assist/Turnover Ratio: 1.1
 Steals Per Game: 0.4
 Blocks Per Game: 0.7
 Fouled Out: 0

Dominika Mieszkowska**Career Totals**

Year	PPG	GM	PTS	FGM	FGA	FG%	FTM	FTA	FT%	3PM	3PA	3P%	REB	RPG	STL	AST	BL
2002-03	6.0	28	167	61	164	37.2	17	20	85.0	28	88	31.8	32	1.1	12	60	1
CAREER	6.0	28	167	61	164	37.2	17	20	85.0	28	88	31.8	32	1.1	12	60	1

Kristina Usaite**Forward****12****6'1"****Junior****Klaipeda, Lithuania**

Kristina returns for her junior season after a successful sophomore campaign that saw her average 7.6 points per game and an even 6.0 rebounds per game...scored in double figures five times last season...appeared in every game last year, starting 24 games...scored at least two points in every game...was third on the team in rebounds with 175... led the team in blocked shots with 24, getting a season-high four against Presbyterian...Kristina also led the team in steals with 40...fouled out of six games...had a season-high 25 points and 6 assists in a win over Augusta State on February 19 including going 13-for 14 from the free throw line...had her first career double-double on March 1 when scored 10 points and 10 rebounds against Armstrong Atlantic...scored 16 points in the season opener against Presbyterian on November 22...ripped down a season-high 11 rebounds against Montevallo...was one point short of a double-double against North Florida, scoring nine points and getting 10 rebounds...had 14 points and eight rebounds against West Georgia on December 7...grabbed ten rebounds in three straight games from Febru-

ary 26 through March 4 against Peach Belt foes Columbus State, Armstrong Atlantic and Lander...the Owls were 4-1 when Usaite scored in double figures, but just 2-3 when she had 10 or more rebounds...played at least 12 minutes in every game...attempted only four three pointers last season...shot 37.1 percent from the field...closed the season out strong from the free throw line, hitting 27 out of her last 32 (84.4 percent) in her last eight games...averaged 9.3 rebounds a game over her last four games...shot only 30.8 percent from the field in her last eight games (20-for-65)...averaged 3.4 assists per game for a five game stretch from February 5 to February 19, well above her season average of 1.7 per game...had at least one block in four straight games from February 15 through February 26...had at least one steal in the first five games of the season.

Personal

Kristina was born on August 25, 1979 in Klaipeda, Lithuania...she is the daughter of Romas Usas...majoring in Business.

2002-03 Season Statistics

Opponent	Date	Min	FG	Pct	3FG	Pct	FT	Pct	Rb	Avg	PF	A	T	B	S	Pts
PRESBYTERIAN	11-22	26	5-6	.833	0-0	.000	6-7	.857	8	8.0	2	3	2	4	2	16
GLENVILLE ST	11-23	16	2-6	.333	0-0	.000	3-4	.750	8	8.0	3	1	0	0	2	7
at Montevallo	11-25	20	0-2	.000	0-0	.000	5-6	.833	5	7.0	3	0	3	0	3	5
NORTH FLORIDA	11-30	20	2-4	.500	0-0	.000	2-2	1.000	1	5.5	4	2	4	1	2	6
at Clayton State	12-4	20	4-9	.444	0-0	.000	1-5	.200	6	5.6	4	0	2	0	2	9
at West Georgia	12-7	22	7-13	.538	0-1	.000	0-1	.000	8	6.0	4	1	1	0	0	14
USC AIKEN	12-14	18	1-6	.167	0-0	.000	2-2	1.000	3	5.6	2	2	0	1	1	4
COLUMBIA UNION	12-16	12	1-2	.500	0-0	.000	1-2	.500	7	5.8	0	2	1	0	0	3
MONTEVALLO	12-30	21	2-8	.250	0-0	.000	2-6	.333	11	6.3	3	1	5	1	1	6
WEST GEORGIA	12-31	16	2-3	.667	0-0	.000	2-2	1.000	6	6.3	3	0	1	0	0	6
at Fort Valley St	1-8	24	2-8	.250	0-0	.000	5-8	.625	5	6.2	4	2	0	0	4	9
at UNC-Pembroke	1-11	24	5-8	.625	0-0	.000	0-1	.000	2	5.8	5	1	2	0	2	10
at Lander	1-13	21	2-5	.400	0-0	.000	3-3	1.000	8	6.0	4	2	1	2	1	7

at Augusta State	1-15	22	3-8	.375	0-0	.000	3-5	.600	4	5.9	2	0	1	1	1	9
GCSU	1-18	15	1-1	1.000	0-0	.000	2-5	.400	0	5.5	1	3	0	0	0	4
at USC Aiken	1-22	17	2-6	.333	0-0	.000	5-7	.714	3	5.3	3	1	0	0	2	9
at North Florida	1-25	27	2-5	.400	0-0	.000	5-8	.625	10	5.6	3	4	2	1	3	9
CLAYTON STATE	1-29	18	1-5	.200	0-0	.000	0-0	.000	6	5.6	4	2	1	1	2	2
at USCS	2-1	23	2-6	.333	0-0	.000	3-7	.429	5	5.6	3	0	2	0	3	7
LANDER	2-5	13	1-3	.333	0-0	.000	4-5	.800	3	5.5	5	4	2	0	0	6
at Armstrong Atl	2-8	30	2-7	.286	0-1	.000	2-6	.333	5	5.4	3	1	5	3	3	6
COLUMBUS ST	2-12	23	1-4	.250	0-0	.000	1-1	1.000	5	5.4	5	1	3	0	0	3
FRANCIS MARION	2-15	28	2-10	.200	0-1	.000	2-2	1.000	7	5.5	3	5	4	2	2	6
AUGUSTA STATE	2-19	33	6-11	.545	0-1	.000	13-14	.929	5	5.5	4	6	2	2	4	25
at GC&SU	2-22	28	3-9	.333	0-0	.000	1-2	.500	4	5.5	2	1	0	1	0	7
at Columbus State	2-26	18	2-10	.200	0-0	.000	3-4	.750	10	5.7	5	0	1	1	0	7
ARMSTRONG ATL	3-1	26	3-8	.375	0-0	.000	4-5	.800	10	5.9	4	1	2	0	0	10
vs Lander Un	3-4	23	2-9	.222	0-0	.000	1-2	.500	10	6.0	5	1	0	3	0	5
vs Armstrong Atl	3-6	12	1-4	.250	0-0	.000	2-2	1.000	7	6.0	5	2	4	0	0	4

Games played: 29

Games Started: 24

Minutes Played: 616

Field Goals Attempted: 186

Field Goals Made: 69

Field Goal Percentage: 37.1

Three-Pointers Made: 0

Three-Pointers Attempted: 4

Three-point Percentage: 00.0

Free-Throws Made: 83

Free-Throws Attempted: 124

Free-Throw percentage: 66.9

Assists Per Game: 1.7

Turnovers Per Game: 1.8

Assist/Turnover Ratio: 1.0

Steals Per Game: 1.4

Blocks Per Game: 0.8

Fouled Out: 6

Kristina Usaite

Career Totals

Year	PPG	GM	PTS	FGM	FGA	FG%	FTM	FTA	FT%	3PM	3PA	3P%	REB	RPG	STL	AST	BL
2002-03	7.6	29	221	69	186	37.1	83	124	66.9	0	4	00.0	175	6.0	40	49	24
CAREER	7.6	29	221	69	186	37.1	83	124	66.9	0	4	00.0	175	6.0	40	49	24

Larvisha West

Guard



5'9"

Junior

Statenville, Georgia

32

Larvisha comes to Kennesaw State from Daytona Beach Community College where she played for two years under coach Dennis Cox...she earned a spot on the All-Mid-Florida Conference team both years at DBCC...was named team captain in her sophomore year...averaged 11.3 points per game in her freshman year, third on the team...shot 48.0 percent from the field and was a blistering 42.6 percent from three-point land...had a 146 rebounds in her first year for an average of 4.7 per game, fourth on the team...was second on the team in assists with 129...also led the team in steals, minutes played, and turnovers...in her sophomore year, Larvisha helped lead the Lady Falcons to a 29-2 and a Mid-Florida Conference championship...led the team in points with 357 and was second on the team in points per game (11.5)...shot

48.7 percent from the field, 49.5 percent from behind the arc, and an amazing 92.3 percent from the free throw line...averaged 4.0 rebounds a game...again had 96 steals, same as her freshman year...led the team in minutes played (855)...started in every game during her two year career (62)...made 46.7 percent from the three point line for her career...had 231 assists during her two year stint...averaged 10.8 points a game while at Daytona Beach CC.

Personal

Larvisha was born on August 21, 1982 in Statenville, Georgia...she is the daughter of Betty Johnson and has two siblings, Renata (19) and Brandon (17)...majoring in Health and Physical Education.

Danielle Bates

Guard



5'10"

Junior

Memphis, Tennessee

24

Danielle is a newcomer to the Kennesaw State program and comes to the Owls as a transfer from Northwest Shoals Community College where she played under coach Kristy Ward...she was a teammate of current Owls transfer Leslie Smith for the past two seasons...was named as a member of the All-Region and All-State teams in her sophomore season with the Patriots...possessing an excellent outside shot, she averaged 15.0 points per game...ripped down 5.0 rebounds per game and averaged a little under two steals per game...Danielle is used to winning championships as she has won two state championships in her freshman and senior seasons of high school at Briarcrest Christian School, won a junior college state championship while at Northwest Shoals C.C., and a national title with her AAU team.

Personal

Danielle was born on February 19, 1983 in Memphis, Tennessee...she is the daughter of Weslynn and Michael Bates and has two siblings, DeMorrian (23) and Daren (12)...she is majoring in Secondary Education.



r

5'7"

Junior

Dallas, Georgia

Guard

21

Lisa comes to Kennesaw State after playing two years at Reinhardt College...played on both the varsity and junior varsity teams last season for the Lady Eagles...was named as the captain of the J.V. team and played both point guard and shooting guard...was the defensive leader of the J.V. squad...scored 18 points in the first half against Snead State and had her best defensive game of the season...played her high school basketball at Paulding County.

Personal

Lisa was born on January 5, 1982 in Wappingers Falls, New York...she is the daughter of Dean and Karen Sutter and has one older brother, Dean (24)...majoring in Nursing.

Leslie Smith

Forward



25

6'1"

Junior

Tuscumbia, Alabama

Leslie comes to Kennesaw State as a transfer after a successful two-year career at Northwest Shoals Community College under coach Kristy Ward...she was a teammate of current Owls transfer Danielle Bates...she was a valuable member of last season's Patriot team that won the junior college state championship and finished fifth in the nation...she is a solid defender who works hard at both ends of the floor.

Personal

Leslie was born on October 31, 1982 in Tuscumbia, Alabama...she is the daughter of Elizabeth Smith and James Johnson and has 13 siblings...majoring in Nursing.

Brittany Walden

Guard



00

5'7"

Freshman

Blue Ridge, Georgia

Brittany comes to the Owls from Fannin County High School where she played four years for the Rebels under Coach Johnny Farmer...she was a three-year starter at point guard and started every game as a senior...helped lead the Rebels to the Final Four in AAA in 2002...led her squad to the state playoffs three out of her four years with the Rebels...was captain of her team during her senior year...was the Rebels long range threat as she hit 41 three pointers to lead the team in 2003...led the team in assists and was the third leading scorer during her final year...earned a 2003 Playmaker Award because of her ability to score and create shots for her teammates...was named as the Northwest Georgia Tip-Off Club's Player-of-the-Month in January 2003...scored a career-high 17 points versus North Forsyth...netted 12 points against eventual state champ Gainesville High School in the Region 7 AAA championship game.

Personal

Brittany was born on February 24, 1985 in Blue Ridge, Georgia...she is the daughter of Anthony and Kim Walden and has two brothers, Brandon (20), and Jordan (13)...majoring in Early Childhood Education.

GOLD'S



GYM

"Serious Fitness for every BODY"

770-425-GOLD



2003-04 Lady Owls Opponents





2003-04 Opponents

Alabama Huntsville CHARGERS

at UAH	November 29, 5:30 PM
Head Coach	Jeff Keller
Top Player	Chrystalle Duncan
2002-03 Record	17-10
Conference	Gulf South Conference
Conference Record	11-5
Conference Finish	3rd Place-East
2002-03 vs Lady Owls	N/A
All-Time Series	KSU 3-0
Last Meeting	1988-98, KSU 82-60

Claflin PANTHERS

at Miller Clinic Invitational	January 3, 2:00 PM
Head Coach	Miriam Walker-Samuels
Top Player	Tamara Middleton
2002-03 Record	N/A
Conference	EIAC
Conference Record	N/A
Conference Finish	N/A
2002-03 vs Lady Owls	N/A
All-Time Series	1-3
Last Meeting	1991-92, KSU 76-72

Montevallo FALCONS

at Maontevallo	December 22, 6:00 PM (cst)
at KSU	December 30, 7:00 PM
Head Coach	Lou DiFeo
Top Player	Edwina Johnson
2002-03 Record	8-15
Conference	Gulf South Conference
Conference Record	3-10
Conference Finish	7th Place-East
2002-03 vs Lady Owls	KSU Won, 73-56 KSU Won, 73-51
All-Time Series	Montevallo, 13-12
Last Meeting	2002-03, KSU 73-51

West Alabama TIGERS

at West Alabama	December 20, 2:00 PM (cst)
at KSU	January 5, 7:00 PM
Head Coach	Amanda Marks
Top Player	Tausha Evans
2002-03 Record	11-15
Conference	Gulf South Conference
Conference Record	5-11
Conference Finish	7th-East
2002-03 vs Lady Owls	N/A
All-Time Series	KSU 2-0
Last Meeting	2000-01, KSU 72-60

Catawba INDIANS

at KSU	November 22, 4:00 PM
Head Coach	Angie Morton
Top Player	Daryel Locklear
2002-03 Record	24-7
Conference	South Atlantic Conference
Conference Record	12-2
Conference Finish	1st Place
2002-03 vs Lady Owls	N/A
All-Time Series	KSU 2-1
Last Meeting	1994, Catawba 87-80

Mars Hill LIONS

at KSU	November 21, 8:00 PM
Head Coach	Mandy Mattox
Top Player	Candace Turner
2002-03 Record	15-14
Conference	South Atlantic Conference
Conference Record	7-7
Conference Finish	3rd Place Tie
2002-03 vs Lady Owls	N/A
All-Time Series	KSU 2-0
Last Meeting	1993-94, KSU 88-72

North Dakota State BISON

at Miller Clinic Invitational	January 2, 2:00 PM
Head Coach	Amy Ruley
Top Player	Angie Froehlich
2002-03 Record	32-3
Conference	N. Cent. Intercollegiate Ath Conf.
Conference Record	14-2
Conference Finish	1st Place
2002-03 vs Lady Owls	N/A
All-Time Series	N/A
Last Meeting	N/A

West Georgia BRAVES

at KSU	November 15, 2:00 PM
at West Georgia	November 28, 7:30
Head Coach	Craig Roden
Top Player	Quamesha McDowell
2002-03 Record	15-11
Conference	Gulf South Conference
Conference Record	9-6
Conference Finish	5th Place-East
2002-03 vs Lady Owls	WG Won 61-52 WG Lost 64-79 WG 9-7
All-Time Series	
Last Meeting	2002-03, KSU 79-64

**Armstrong Atlantic
PIRATES**

at KSU	January 21, 5:30 PM
at Armstrong Atlantic	February 4, 5:30
Head Coach	Roger Hodge
Top Player	Tasha Washington
2002-03 Record	27-4
Conference	Peach Belt Conference
Conference Record	17-2
Conference Finish	1st Place (Tied)-South
2002-03 vs Lady Owls	AA Won, 76-64
	AA Won, 65-60
	KSU, 16-13
All-Time Series	2002-03, AA 65-60
Last Meeting	

**Clayton State
LAKERS**

at Clayton State	February 11, 5:30 PM
at KSU	February 25, 5:30 PM
Head Coach	A.C. McCullers
Top Player	Allyson Rutledge
2002-03 Record	16-11
Conference	Peach Belt Conference
Conference Record	10-9
Conference Finish	4th Place-South
2002-03 vs Lady Owls	CSU Won, 73-58
	CSU Won, 66-60
	KSU, 20-2
All-Time Series	2002-03, CSU 66-60
Last Meeting	

**Francis Marion
PATRIOTS**

at KSU	January 31, 2:00 PM
Head Coach	Valecia Tedder
Top Player	Michelle Ghire
2002-03 Record	12-18
Conference	Peach Belt Conference
Conference Record	5-14
Conference Finish	5th Place-North
2002-03 vs Lady Owls	KSU Won, 74-41
All-Time Series	KSU, 8-6
Last Meeting	2002-03, KSU 74-41

**Lander
BEARCATS**

at Lander	February 7, 2:00 PM
Head Coach	Jonathan Norton
Top Player	Jennifer Beamon
2002-03 Record	12-15
Conference	Peach Belt Conference
Conference Record	6-13
Conference Finish	4th Place-North
2002-03 vs Lady Owls	Lander Won, 69-62
	KSU Won, 78-60
	KSU, 15-5
All-Time Series	2002-03, KSU 78-60
Last Meeting	

**Augusta State
JAGUARS**

at KSU	January 24, 2:00 PM
Head Coach	Greg Wilson
Top Player	Emesia Wideman
2002-03 Record	19-10
Conference	Peach Belt Conference
Conference Record	13-6
Conference Finish	1st Place-North
2002-03 vs Lady Owls	KSU Won, 80-72
All-Time Series	KSU, 14-8
Last Meeting	2002-03, KSU 80-72

**Columbus State
COUGARS**

at CSU	January 7, 5:30 PM
at KSU	February 18, 5:30 PM
Head Coach	Jay Sparks
Top Player	Lucia Heston
2002-03 Record	28-4
Conference	Peach Belt Conference
Peach Belt Conference Record	17-2
Peach Belt Conference Finish	1st Place Tie-South
2002-03 vs Lady Owls	CSU Won 95-88 (4OT)
	CSU Won 66-51
	KSU 15-10
All-Time Series	2002-03, CSU 66-51
Last Meeting	

**GC&SU
BOBCATS**

at KSU	January 14, 5:30 PM
at GC&SU	January 28, 5:30 PM
Head Coach	John Carrick
Top Player	Breane Haggard
2002-03 Record	13-16
Conference	Peach Belt Conference
Conference Record	6-13
Conference Finish	6th Place-South
2002-03 vs Lady Owls	KSU Won, 84-81
	KSU Won, 69-60
	KSU, 27-18
All-Time Series	2002-03, KSU 69-60
Last Meeting	

**North Florida
OSPREYS**

at KSU	February 14, 2:00 PM
at North Florida	February 28, 2:00 PM
Head Coach	Mary Tappreyer
Top Player	Skye Barber
2002-03 Record	20-12
Conference	Peach Belt Conference
Conference Record	12-7
Conference Finish	3rd Place-South
2002-03 vs Lady Owls	KSU Won, 76-70
	UNF Won, 68-66
	KSU, 8-5
All-Time Series	2002-03, UNF 68-66
Last Meeting	

**UNC Pembroke
BRAVES**

at UNC Pembroke
 Head Coach
 Top Player
 2002-03 Record
 Conference
 Conference Record
 Conference Finish
 2002-03 vs Lady Owls
 All-Time Series
 Last Meeting

February 21, 2:00 PM
 Sandi Littleton
 Lindsay Bartholf
 8-19
 Peach Belt Conference
 3-16
 6th Place-North
 KSU Won, 80-67
 KSU, 13-1
 2002-03, KSU 80-67

**USC Aiken
PACERS**

at KSU
 Head Coach
 Top Player
 2002-03 Record
 Conference
 Conference Record
 Conference Finish
 2002-03 vs Lady Owls

January 10, 2:00 PM
 Mike Brandt
 Erica Larsen
 19-13
 Peach Belt Conference
 9-10
 2nd Place-North
 USC Aiken Won, 59-57
 KSU Won, 74-69 (ot)
 KSU, 11-4
 2002-02, KSU 74-69 (ot)

All-Time Series
 Last Meeting

2002-02, KSU 74-69 (ot)

**USC Spartanburg
RIFLES**

at USCS
 Head Coach
 Top Player
 2002-03 Record
 Conference
 Conference Record
 Conference Finish
 2002-03 vs Lady Owls
 All-Time Series
 Last Meeting

January 17, 2:00 PM
 Laura Timmons
 Yakeeshia Ross
 13-15
 Peach Belt Conference
 7-12
 3rd Place-North
 KSU Won, 61-59
 KSU, 12-3
 2002-03, KSU 61-59

**Peach Belt
TOURNAMENT**

at Augusta State
 Location
 Arena
 2002-03 Champion
 2002-03 KSU Tourn. Results
 KSU All-Time PBC Tournament
 Tournament Champions

March 2-7, 2003
 Augusta, Georgia
 ASU Athletic Complex
 Armstrong Atlantic
 d. Lander 78-60
 lost to Arm Atl. 65-60
 8-6
 Once, 1996-97

Great Rates and A Kitchen!

Kennesaw/Town Center Mall

(678) 581-17782900 George Busbee Pkwy.
(Across from WalMart & Garden Ridge)**GO...**

- Complete Kitchens
- Free Local Calls
- On-Site Guest Laundry
- Interior Corridors
- Computer Data Ports
- Over 70 Cable Channels

Complimentary Gold's Gym Access for Guests!

(See management for details)

\$500 OFF**Daily Rate**

* Valid first 4 nights

Present coupon at check-in.
Not valid with any other offers or specials.**\$2000 OFF****First Week!**Present coupon at check-in.
Not valid with any other offers or specials.

FIRST NATIONAL BANK

OF
CHEROKEE



SUPPORTING KENNESAW STATE UNIVERSITY

Community bankers offering:

- *FREE checking*
- *Online banking*
- *Telephone banking*
- *Debit Cards*

Woodstock
770-591-9000

Marietta
770-422-0739

Canton
770-720-9000

www.fnbineternet.com



2003-04 KENNESAW STATE OWLS

2003-04 KENNESAW STATE OWLS



ROW ONE (sitting - from left) Danielle Bates, Assistant Coach Abriele Varnum, Graduate Assistant Ginny Boggess, Assistant Coach Paula Skinner, Head Coach Colby Tilley, Assistant Coach Sarah Coleman, Student Assistant Thomas Steward, Team Manager Elizabeth Nolan, Dominika Miezowska ROW TWO (standing - from left) Lauren Gaines, LaTonya Henry, Malgorzata Morka, Denisha Ferguson, Kristina Usaite, Paulina Aniola, Leslie Smith, Larvisha West, Brittany Walden, Lisa Sutter



“ THE KITCHEN HAS ALWAYS BEEN OUR FAVORITE ROOM IN THE HOUSE. ”

-JOHNNY CARRABBA & DAMIAN MANDOLA, FOUNDERS



INCREDIBLE FLAVORS, PASTA IN MOTION, THE SIZZLE OF AN OPEN FLAME... AT CARRABBA'S, OUR OPEN KITCHEN IS ALWAYS WHERE THE ACTION IS.

TOWN CENTER
1160 ERNEST BARRETT PKWY.
770-499-0338

WINNETT
3580 SWEETWATER RD.
770-935-7600

CUMBERLAND
2999 CUMBERLAND BLVD.
770-437-1444

SOUTHLAKE
1887 MT. ZION RD.
770-968-3233





2002-03 Season Was Unexpected

Talk to anyone inside the KSU women's basketball program and they'll all say the same thing: Last year was difficult. After being pick to win the Peach Belt Conference in the preseason polls, the Lady Owls struggled to thread wins together throughout the season and finished 16-13 and tied for sixth place in the conference standings.

"Last year was disappointing to us. We thought we had a better team than our record indicated," said head coach Colby Tilley. "We lost several games by four points or less. We just could never win the close games and that was disappointing to us. But in retrospect, we were a young team and they got a lot of playing experience."

Coach Tilley has made some changes to the Owls' style of play to insure that last year was just a fluke. "We are changing our style of play. We are going to be running a lot more than we've done in the past. We've got a new offense that we are experimenting with. The players are really working hard and they have great attitudes."

The 2002-03 season started out on a good note. After a close two-point win over Presbyterian in the opener, the Lady Owls entertained No. 5-ranked Glenville State in what would be an early season showdown. KSU easily disposed of the Lady Pioneers, 79-54, thanks to the sharp shooting of Malgorzata Morka. The sophomore was a perfect three for three from behind the arc en route to a game high 18 points.

"That may have been our best game of the year and it was our second game," said Coach Tilley. "So I guess it went downhill from there."

The Lady Owls next got a victory over Montevallo in their first road game of the year before returning home to play conference rival North Florida. Morka was again on fire as she went for 26 points, ticking the twine with four three pointers, to lead KSU to the 4-0 start.

With the two big wins already under their belt, the Lady Owls hit the proverbial wall. After losing their first ever game to Clayton State, they dropped two straight to West Georgia and USC Aiken and were sitting at 4-3.

They responded with three straight non-conference wins, including a 91-27 drubbing over Columbia Union, the fourth largest margin of victory in school history.

The New Year started on a sour note as the Lady Owls dropped a tough game to Fort Valley State and moved their record to 7-4. But Denisha Ferguson wouldn't let the Lady Owls give up on the season, as the "D-Train" poured in 34 points, the highest point total of her career, to lead Kennesaw State to a much-needed conference road win over UNC Pembroke. She again topped all Lady Owls in points with 25 two nights later when KSU barely squeaked past Lander 72-70. After a loss to Augusta State, the Lady Owls had to play overtime in back-to-back games to come away with two hard-fought conference wins. First GC&SU and KSU played a three-overtime epic that saw the Lady Owls come out ahead, 84-81. Next was a single overtime victory over the Pacers of USC Aiken that left the Lady Owls at 11-5 and in the hunt for the conference title.

However, that hunt took a huge hit as Kennesaw State lost five of their next six games, all conference losses, and left them searching for answers.

It started with an emotional two-point road loss to North Florida that seemed to carry over into the next game against Clayton State where the Owls couldn't hold onto a nine-point

halftime lead and lost by six. A road win against USC Spartanburg temporarily stopped the bleeding, but a loss to Lander put the Lady Owls back on the losing track with the league's two best teams, Armstrong Atlantic and Columbus State, on the schedule next.

A 17-point loss to Armstrong Atlantic, which put the Owls under .500 in the conference, was followed by a four-overtime thriller, the longest game in KSU history, against Columbus State in which the Lady Owls came out on the shortend of a 95-88 score.

Needing a win, KSU again turned to Ferguson who responded with a 30-point performance in a 33-point blowout of Francis Marion that seemed to give the Lady Owls a spark, as they promptly reeled off two consecutive convincing wins over Augusta State and GC&SU. The victory over GC&SU was the team's 15th of the year and assured Coach Tilley of a winning season for a 13th straight year and the KSU program a winning season for an amazing 18th straight year.

However, the three-game winning streak was short-lived as the Lady Owls had to face Armstrong Atlantic and Columbus State again to close out the regular season. Kennesaw State simply couldn't match-up with either team and dropped both games by double digits.

With a 15-12 regular season record and a 9-10 conference record, the Lady Owls were slotted as a fifth seed out of the South Division and faced Lander University, who they had split the two regular season match-ups with. With their backs to the wall, knowing only a PBC Tournament championship could get them in the NCAA Tournament, the Lady Owls came out aggressively and easily took care of the Senators with a 78-60 victory. Unfortunately the victory meant they had to face Armstrong Atlantic again. Though the Lady Owls put up a good fight, the Lady Pirates proved to be too much and slipped by KSU for a third time, 65-60. With the loss, KSU ended the season with a disappointing 16-13 final record and no postseason berth.

It would almost be sacrilege not to mention Ferguson when wrapping up the Lady Owls' season. The All American honorable mention, first team all-conference, and first team all-region forward was the most dominant player in the PBC during the 2002-03 season, leading the conference in scoring (19 points per game) and second in rebounding (9.7 rebounds per game). She had 13 double doubles this season; the rest of the team had a combined total of five.

Kristina Usaite and LaTonya Henry were interchangeable at the power forward position that allowed Ferguson to a breath a sigh of relief as she faced double teams all season. Usaite finished the year on a high note, averaging 9.25 rebounds over the last four games.

Lauren Gaines was the floor general for most of the year and had a solid junior campaign. Her 132 assists led the team for the second straight year, and she is now sixth on that all-time list.

Freshman Dominika Mieszkowska backed up Gaines and performed well in her first season. She averaged six points per game and was second on the team in three-pointers.

Although she didn't match some of her shooting statistics from her freshman year, Malgorzata Morka was again one of the top shooters in the PBC. She hit 43 three-pointers in 2002-03, giving her 100 for her two-year career, and averaged 10.4 points per game.

While the results were disappointing, the Lady Owls can use the 2002-03 season as learning tool for the upcoming year. They sure don't want to feel disappointed again.





2002-03 LADY OWL RESULTS
Overall 16-13 Peach Belt 9-10
Home 9-5 Away 6-7 Neutral 1-1

Date	Opponent	Result	Record	Score	Points	Rebounds
November 22	Presbyterian	Win	1-0	61-59	Ferguson [20]	Ferguson [9]
November 23	Glenville State	Win	2-0	79-54	Morka [18]	Henry [11]
November 25	at Montevallo	Win	3-0	73-56	Morka [28]	Ferguson [7]
November 30	North Florida	Win	4-0,1-0	76-70	Morka [26]	Henry [7]
December 4	at Clayton State	Loss	4-1,1-1	58-73	Ferguson [15]	Ferguson [11]
December 7	at West Georgia	Loss	4-2	52-61	Ferguson [20]	Henry [10]
December 14	USC Aiken	Loss	4-3,1-2	57-59	Ferguson, Morka [13]	Ferguson [9]
December 16	Columbia Union	Win	5-3	91-27	Ferguson [16]	Henry [9]
December 30	Montevallo	Win	6-3	73-51	Ferguson [20]	Usaitte, Ferguson [11]
December 31	West Georgia	Win	7-3	79-64	Ferguson, Henry, Morka [13]	Henry [9]
January 8	at Fort Valley State	Loss	7-4	55-60	Morka, Mieszkowska [12]	Henry [10]
January 11	at UNC Pembroke	Win	8-4,2-2	80-67	Ferguson [34]	Ferguson [15]
January 13	at Lander	Win	9-4,3-2	72-70	Ferguson [25]	Ferguson [11]
January 15	at Augusta State	Loss	9-5,3-3	54-59	Ferguson [29]	Ferguson [9]
January 18	GC&SU	Win	10-5,4-3	84-81	Ferguson [27]	Ferguson [17]
January 22	at USC Aiken	Win	11-5,5-3	74-69	Ferguson [27]	Ferguson [14]
January 25	at North Florida	Loss	11-6,5-4	66-68	Ferguson, Morka [16]	Usaitte [10]
January 29	Clayton State	Loss	11-7,5-5	60-66	Mieszkowska [17]	Ferguson [10]
February 1	at USC Spartanburg	Win	12-7,6-5	61-59	Morka [25]	Henry [10]
February 5	Lander	Loss	12-8,6-6	62-69	Ferguson [18]	Ferguson [12]
February 8	at Armstrong Atlantic	Loss	12-9,6-7	61-77	Ferguson [19]	Henry [8]
February 12	Columbus State	Loss	12-10,6-8	88-95	Benson [25]	Ferguson [17]
February 15	Francis Marion	Win	13-10,7-8	74-41	Ferguson [30]	Aniola [8]
February 19	Augusta State	Win	14-10,8-8	80-72	Usaitte [25]	Henry [7]
February 22	at GC&SU	Win	15-10,9-8	69-60	Ferguson [29]	Ferguson [13]
February 26	at Columbus State	Loss	15-11,9-9	51-66	Henry [13]	Usaitte [10]
March 1	Armstrong Atlantic	Loss	15-12,9-10	64-76	Ferguson [20]	Ferguson, Usaitte [10]
March 4	vs Lander	Win	16-12	78-60	Ferguson [29]	Ferguson [15]
March 6	vs Armstrong Atlantic	Loss	16-13	60-65	Ferguson [19]	Henry [11]

◁ Peach Belt Conference Tournament

2002-03 KENNESAW STATE LADY OWLS STATISTICS
OVERALL 16-13 CONFERENCE 9-10

Players	PPG	FGM	FGA	PCT	FTM	FTA	PCT	ORB	DRB	AVG	AST	TRN	BLK	STL
Ferguson	19.0	212	386	54.9	125	156	80.1	104	176	9.7	42	100	13	24
Morka	10.4	108	262	41.2	43	60	71.7	25	60	2.9	42	50	9	27
Henry	8.0	86	170	50.6	48	75	64.0	72	148	7.6	22	61	18	20
Usaitte	7.6	69	186	37.1	83	124	66.9	69	106	6.0	49	51	24	40
Mieszkowska	6.0	61	164	37.2	17	20	85.0	10	22	1.1	60	55	1	12
Gaines	5.8	42	130	32.3	61	83	73.5	25	48	2.5	132	88	1	21
Carrington	5.4	65	194	33.5	20	35	57.1	48	65	3.9	82	63	12	32
Konate	3.0	11	30	36.7	5	11	45.5	7	25	2.9	15	19	0	5
Benson	2.7	24	77	31.2	16	23	69.6	14	20	1.2	27	27	0	11
Brooks	2.3	6	13	46.2	3	3	100.0	0	8	1.0	3	0	0	2
Code	1.6	5	15	33.3	5	9	55.6	1	6	0.7	3	6	0	3
Aniola	1.6	10	24	41.7	11	15	73.3	14	14	1.4	8	9	2	2
Szaniecka	1.5	8	16	50.0	4	10	40.0	6	10	1.2	2	5	0	3
TEAM	--	--	--	--	--	--	--	46	68	3.9	--	17	--	--
Kennesaw State	68.7	707	1667	42.4	441	624	70.7	441	776	42.0	487	551	80	202
Opponents	63.9	643	1686	38.1	435	603	72.1	353	629	33.9	391	455	81	261

Three-Point Shooting-Morka 43-109, 39.4, Mieszkowska 28-88, 31.8, Gaines 23-76, 30.3, Benson 13-54, 24.1, Henry 11-39, 28.2, Carrington 7-42, 16.7, Konate 6-15, 40.0, Brooks 3-5, 60.0, Ferguson 2-4, 50.0, Code 1-4, 25.0, Aniola 0-3, 00.0, Usaitte 0-4, 00.0 **Personal Fouls**-Ferguson 100, Usaitte 98, Carrington 90, Henry 58, Morka 57, Benson 39, Gaines 34, Mieszkowska 21, Konate 18, Szaniecka 12, Aniola 11, Code 4, Brooks 0.



2002-03 PEACH BELT CONFERENCE STANDINGS

NORTH DIVISION

TEAMS	W	L	PCT	GB	PF	PA	W	L	PCT	PF	PA
Augusta State	13	6	.684	--	62.8	60.5	19	10	.655	62.9	59.8
USC-Aiken	9	10	.474	4	63.7	62.3	19	13	.594	66.1	60.8
USC-Spartanburg	7	12	.368	6	59.9	67.3	13	15	.464	63.1	65.5
Lander	6	13	.316	7	68.7	75.1	12	16	.429	71.0	71.4
Francis Marion	5	14	.263	8	59.9	68.7	12	18	.400	62.7	65.7
UNC-Pembroke	3	16	.158	10	60.0	72.5	8	19	.296	64.0	71.7

SOUTH DIVISION

TEAMS	W	L	PCT	GB	PF	PA	W	L	PCT	PF	PA
Columbus State	17	2	.895	--	71.5	60.2	28	4	.875	70.3	57.9
Armstrong Atlantic	17	2	.895	--	78.0	60.6	27	4	.871	75.1	59.3
North Florida	12	7	.632	5	66.8	62.7	20	12	.625	66.9	62.5
Clayton State	10	9	.526	7	62.6	58.8	16	11	.593	64.0	56.2
KENNESAW STATE	9	10	.474	8	67.9	68.3	16	13	.552	68.7	63.9
GC&SU	6	13	.316	11	63.9	68.8	13	16	.448	66.6	65.6

2002-03 PEACH BELT CONFERENCE TOURNAMENT

Hosted by Columbus State University

Sunday, March 3

Conference Championship Game

Armstrong Atlantic 56 Columbus State 55

Saturday, March 2

Semifinals

Armstrong Atlantic 69 USC Aiken 63

Columbus State 58 Francis Marion 46

Thursday, February 28

Quarterfinals

Armstrong Atlantic 65 Kennesaw State 60

USC Aiken 67 UNC Pembroke 51

Francis Marion 61 Augusta State 55 (OT)

Columbus State 74 GC&SU 63

Thursday, February 28

First-Round

Kennesaw State 78 Lander 60

UNC Pembroke 95 North Florida 88 (2OT)

Francis Marion 59 Clayton State 47

GC&SU 76 USC Spartanburg 69 (OT)

Peach Belt Conference

Tournament MVP

Tishay Lewis

Armstrong Atlantic

2002-03

All-Peach Belt Conference

Tournament Team

Courtney Favors

Columbus State

Denisha Ferguson

Kennesaw State

Jontell Johnson

Francis Marion

Tishay Lewis

Armstrong Atlantic

Candace Turner

Columbus State

Tasha Washington

Armstrong Atlantic

December 2

Catreia Shaw

Clayton State

December 9

Candace Turner

Columbus State

December 16

Ebony Orr

UNC Pembroke

January 6

Tishay Lewis

Armstrong Atlantic

January 13

Catreia Shaw

Clayton State

January 20

Denisha Ferguson

Kennesaw State

January 27

Jontell Johnson

Francis Marion

February 3

Tishay Lewis

Armstrong Atlantic

February 10

Tishay Lewis

Armstrong Atlantic

February 17

Denisha Ferguson

Kennesaw State

February 24

Skye Barber

North Florida

March 2

Jontell Johnson

Francis Marion

2002-03 ALL-PEACH BELT CONFERENCE TEAM

First Team

Skye Barber

North Florida

Denisha Ferguson

Kennesaw State

Sabrina Jones

Augusta State

Tishay Lewis

Armstrong Atlantic

Catreia Shaw

Clayton State

Candace Turner

Columbus State

Second Team

Jami Cornwell

USC Aiken

Jontell Johnson

Francis Marion

Andrea Lee

GC&SU

Ebony Orr

UNC Pembroke

Julie Szabo

USC Aiken

Tasha Washington

Armstrong Atlantic



2002-03 Peach Belt Conference Standings

2002-03 PEACH BELT CONFERENCE INDIVIDUAL LEADERS

SCORING			REBOUNDING			ASSISTS		
Player	Team	PPG	Player	Team	RPG	Player	Team	APG
Ferguson	Kennesaw State	19.0	Shaw	Clayton State	10.9	Cleaveland	GC&SU	5.21
Lewis	Armstrong Atl.	18.0	Ferguson	Kennesaw State	9.7	Gaines	Kennesaw State	4.55
Barber	North Florida	17.7	Barber	North Florida	8.8	Puckett	Clayton State	4.04
Shaw	Clayton State	17.0	Brown	Clayton State	8.3	Perry	North Florida	4.03
Orr	UNC Pembroke	16.1	Ross	USC Spartanburg	8.3	Cornwell	USC Aiken	3.94
FIELD GOAL PERCENTAGE			OFFENSIVE REBOUNDS			STEALS		
Player	Team	FG%	Player	Team	RPG	Player	Team	STL
Shaw	Clayton State	61.0	Shaw	Clayton State	4.85	Lomax	Lander	3.89
Barber	North Florida	56.9	Ross	USC Spartanburg	3.82	Puckett	Clayton State	3.50
Jones	Augusta State	56.1	Barber	North Florida	3.62	Turner	Columbus State	3.34
Ferguson	Kennesaw State	54.9	Ferguson	Kennesaw State	3.59	Cornwell	USC Aiken	3.09
Ross	Francis Marion	52.1	Lewis	Armstrong Atlantic	3.26	Heston	Columbus State	2.97
FREE-THROW PERCENTAGE			DEFENSIVE REBOUNDS			BLOCKED SHOTS		
Player	Team	FT%	Player	Team	RPG	Player	Team	BS
Gibbs	Columbus State	86.3	Brown	Clayton State	6.22	Johnson	Francis Marion	2.39
Taylor	North Florida	84.5	Ferguson	Kennesaw State	6.07	Ross	USC Spartanburg	1.61
Feyes	USC Spartanburg	83.7	Shaw	Clayton State	6.00	Johnson	Augusta State	1.45
Szabo	USC Aiken	82.8	Barber	North Florida	5.22	Cooper	Columbus State	1.29
Massey	Augusta State	82.5	Johnson	Francis Marion	5.21	Jones	Augusta State	1.07
3-POINT PERCENTAGE			3-POINT SHOTS MADE			ASSIST-TURNOVER RATIO		
Player	Team	3P%	Player	Team	3PM	Player	Team	ATR
Morka	Kennesaw State	39.4	Haggard	GC&SU	2.24	Cleaveland	GC&SU	1.96
Noldon	Armstrong Atlantic	39.2	Marsh	UNC Pembroke	2.22	Marsh	UNC Pembroke	1.54
Massey	Augusta State	39.0	Szabo	USC Aiken	1.81	Gaines	Kennesaw State	1.50
Lewis	Armstrong Atlantic	38.9	Crabtree	Lander	1.70	Stubbs	Columbus State	1.35
Washington	Armstrong Atlantic	38.6	Gaudy	North Florida	1.66	Perry	North Florida	1.28

2002-03 PEACH BELT CONFERENCE TEAM LEADERS

SCORING OFFENSE		SCORING DEFENSE		MARGIN	
Team	PPG	Team	PPG	Team	PPG
Armstrong Atlantic	75.1	Clayton State	56.2	Armstrong Atlantic	+15.8
Lander	71.0	Columbus State	57.9	Columbus State	+12.4
Columbus State	70.3	Armstrong Atlantic	59.3	Clayton State	+7.8
KENNESAW STATE	68.7	Augusta State	59.8	USC Aiken	+5.2
North Florida	66.9	USC Aiken	60.8	KENNESAW STATE	+4.8
GC&SU	66.6	North Florida	62.5	North Florida	+4.4
USC Aiken	66.1	KENNESAW STATE	63.9	Augusta State	+3.1
UNC Pembroke	64.0	USC Spartanburg	65.5	GC&SU	+1.0
Clayton State	64.0	GC&SU	65.6	Lander	-0.4
USC Spartanburg	63.1	Francis Marion	65.7	USC Spartanburg	-2.3
Augusta State	62.9	Lander	71.4	Francis Marion	-3.1
Francis Marion	62.7	UNC Pembroke	71.7	UNC Pembroke	-7.7

2001-02 PEACH BELT CONFERENCE SEASON HIGHS

Most Points

102 Lander vs Francis Marion, Feb. 19, 2003

Most Field Goals

40 Lander vs Miles, Nov. 22, 2002

Highest Field Goal Percentage

.603 (35-58) GC&SU vs Presbyterian, Nov. 23, 2002

Highest Free-Throw Percentage

.1000 (11-11) USC Spartanburg at GC&SU, Feb. 5, 2003

Most Points

35 Jamie Cornwell, USC Aiken vs Francis Marion, Jan. 13, 2003

Most Field Goals

14 Denisha Ferguson, KSU vs UNC Pembroke, Jan. 11, 2003

Most Rebounds

23 Catreia Shaw, Clayton State vs USC Aiken, Jan. 11, 2003

Most Assists

11 Larkin Cleaveland vs GC&SU, Nov. 30, 2002

Kennesaw State vs North Florida
January 25, 2003
UNF Arena

Teams	1	2	Total
Kennesaw State	34	32	66
North Florida	26	42	68

Players	FG	3-Pt	FT	Reb	PF	AS	TO	BL	ST	MI	PT
M-A	M-A	M-A	O-D-T	PF	AS	TO	BL	ST	MI	PT	
Usatte	2-5	0-0	2-8	5-5-10	3	4	2	1	3	27	9
Ferguson	7-15	0-0	2-3	3-6-9	5	0	8	0	1	38	16
Carrrington	4-13	1-3	0-0	2-1-3	4	3	3	0	1	30	9
Morka	5-12	4-9	2-4	1-3-4	3	2	2	0	2	38	16
Gaines	2-5	1-3	6-6	0-1-1	1	7	2	0	1	39	11
Mieszowska	0-0	0-0	0-0	0-0-0	0	1	0	0	1	0	0
Benson	0-2	0-1	0-0	3-0-3	1	0	1	0	1	12	0
Henry	2-5	1-2	0-0	1-3-4	3	1	0	0	0	15	5
TEAM				3-3-6			2				
Totals	22-57	7-18	15-21	18-22-40	20	17	21	1	9	200	66

Players	FG	3-Pt	FT	Reb	PF	AS	TO	BL	ST	MI	PT
M-A	M-A	M-A	O-D-T	PF	AS <td>TO <td>BL <td>ST <td>MI <td>PT</td> <td></td> </td></td></td></td>	TO <td>BL <td>ST <td>MI <td>PT</td> <td></td> </td></td></td>	BL <td>ST <td>MI <td>PT</td> <td></td> </td></td>	ST <td>MI <td>PT</td> <td></td> </td>	MI <td>PT</td> <td></td>	PT	
Barber	2-7	0-0	2-2	0-3-3	4	0	1	1	2	19	6
Headley	0-0	0-0	0-0	0-1-1	3	0	3	0	0	13	0
Gaudy	0-2	0-1	0-0	1-0-1	3	0	0	0	0	14	0
Perry	7-13	1-2	5-6	2-3-5	1	3	5	2	5	37	20
Sheldon	2-3	0-0	0-0	0-4-4	0	2	4	0	2	38	4
Hicks	4-5	0-0	2-3	1-1-2	0	3	0	0	0	25	12
Woolfolk	0-1	0-0	0-0	0-0-0	0	0	0	0	0	5	0
Beik	1-1	0-0	0-1	0-1-1	0	0	1	0	0	12	2
Mitchell	1-1	0-0	2-3	0-0-0	0	0	1	0	0	6	4
Taylor	6-14	0-1	8-10	2-3-5	4	0	3	0	0	30	20
TEAM				0-3-3							
Totals	24-48	1-4	19-24	6-19-25	15	8	18	3	9	200	68



Clayton State vs Kennesaw State
January 29, 2003
Spec Landrum Centre

Teams	1	2	Total
Clayton State	24	42	66
Kennesaw State	33	27	60

Players	FG	3-Pt	FT	Reb	PF	AS	TO	BL	ST	MI	PT
M-A	M-A	M-A	O-D-T	PF	AS <td>TO <td>BL <td>ST <td>MI <td>PT</td> <td></td> </td></td></td></td>	TO <td>BL <td>ST <td>MI <td>PT</td> <td></td> </td></td></td>	BL <td>ST <td>MI <td>PT</td> <td></td> </td></td>	ST <td>MI <td>PT</td> <td></td> </td>	MI <td>PT</td> <td></td>	PT	
Rutledge	2-10	0-1	3-4	2-3-5	1	2	1	0	2	33	7
Brown	3-8	0-0	5-5	2-4-6	3	1	1	0	1	37	11
Taylor	5-7	0-0	5-6	1-0-1	1	0	2	0	1	31	15
Puckett	3-7	0-1	0-0	1-6-7	2	5	4	2	2	38	6
Shaw	4-6	0-1	6-8	2-7-7	4	1	1	0	0	20	14
Howell	1-3	0-0	0-0	0-1-1	0	2	1	0	0	8	2
Consel	1-4	0-1	3-4	1-0-1	1	1	0	0	0	10	5
Bass	2-2	1-1	1-3	0-0-0	1	0	0	0	0	10	6
Anderson	0-1	0-1	0-0	0-0-0	1	0	1	0	0	6	0
Kauffman	0-1	0-0	0-0	1-0-1	4	0	0	0	0	9	0
TEAM				1-4-5			1				
Totals	21-40	1-6	23-30	11-23-34	18	12	12	2	6	202	66

Players	FG	3-Pt	FT	Reb	PF	AS	TO	BL	ST	MI	PT
M-A	M-A	M-A	O-D-T	PF	AS <td>TO <td>BL <td>ST <td>MI <td>PT</td> <td></td> </td></td></td></td>	TO <td>BL <td>ST <td>MI <td>PT</td> <td></td> </td></td></td>	BL <td>ST <td>MI <td>PT</td> <td></td> </td></td>	ST <td>MI <td>PT</td> <td></td> </td>	MI <td>PT</td> <td></td>	PT	
Carrrington	6-12	0-1	2-6	2-2-4	5	4	2	0	3	37	14
Morka	1-5	0-1	1-2	0-2-2	2	1	1	0	1	24	3
Gaines	1-1	1-1	0-0	0-0-0	1	3	2	0	0	27	3
Henry	3-7	0-3	1-2	3-4-7	4	1	2	0	1	34	7
Ferguson	3-8	0-0	8-10	4-6-10	5	1	6	0	1	27	14
Mieszowska	6-11	5-9	0-1	0-2-2	2	4	3	0	0	29	17
Usatte	1-5	0-0	0-0	3-3-6	4	2	1	1	2	18	2
Benson	0-0	0-0	0-0	1-0-1	0	0	0	0	0	1	0
Anicich	0-0	0-0	0-0	0-0-0	0	1	0	0	0	5	0
Code	0-1	0-1	0-0	0-0-0	0	0	0	0	0	0	0
TEAM				0-2-2							
Totals	21-50	6-16	12-21	13-21-34	23	17	17	1	8	202	60

Kennesaw State vs USC Spartanburg
February 1, 2003
Spartanburg, SC

Teams	1	2	Total
Kennesaw State	33	28	61
USC Spartanburg	29	30	59

Players	FG	3-Pt	FT	Reb	PF	AS	TO	BL	ST	MI	PT
M-A	M-A	M-A	O-D-T	PF	AS <td>TO <td>BL <td>ST <td>MI <td>PT</td> <td></td> </td></td></td></td>	TO <td>BL <td>ST <td>MI <td>PT</td> <td></td> </td></td></td>	BL <td>ST <td>MI <td>PT</td> <td></td> </td></td>	ST <td>MI <td>PT</td> <td></td> </td>	MI <td>PT</td> <td></td>	PT	
Usatte	2-6	0-0	3-7	3-2-5	3	0	2	0	3	23	7
Ferguson	7-16	0-0	0-0	1-6-7	4	2	3	1	0	31	14
Carrrington	2-5	0-1	0-1	1-3-4	2	2	1	0	1	31	4
Morka	9-16	2-6	5-8	1-0-1	4	1	0	0	0	39	25
Gaines	1-3	0-0	2-4	3-4-7	2	8	6	0	3	32	4
Mieszowska	0-3	0-2	0-0	0-0-0	0	1	0	0	0	10	0
Benson	0-0	0-0	0-0	0-1-1	2	2	0	0	0	8	0
Szamecka	0-1	0-0	0-0	0-0-0	1	0	0	0	0	2	0
Henry	3-5	0-1	1-3	3-7-10	2	0	2	2	0	24	7
TEAM				1-3-4							
Totals	24-55	2-10	11-23	13-26-39	20	16	15	3	7	200	61

Players	FG	3-Pt	FT	Reb	PF	AS	TO	BL	ST	MI	PT
M-A	M-A	M-A	O-D-T	PF	AS <td>TO <td>BL <td>ST <td>MI <td>PT</td> <td></td> </td></td></td></td>	TO <td>BL <td>ST <td>MI <td>PT</td> <td></td> </td></td></td>	BL <td>ST <td>MI <td>PT</td> <td></td> </td></td>	ST <td>MI <td>PT</td> <td></td> </td>	MI <td>PT</td> <td></td>	PT	
Manuel	4-13	0-1	10-14	4-4-8	1	4	6	1	3	32	18
Famer	1-10	1-4	2-2	1-6-7	1	2	2	0	2	28	5
Ross	9-13	1-1	3-5	5-6-11	4	0	0	4	1	33	22
Feyes	3-8	3-7	0-0	0-2-2	3	3	0	0	1	37	9
Jansen	1-5	1-2	0-0	1-0-1	4	1	1	0	0	30	3
Miller	0-1	0-0	0-0	0-1-1	0	1	4	0	3	10	0
Higgins	0-0	0-0	0-2	0-0-0	2	0	1	0	0	1	0
Rutledge	0-4	0-1	0-0	1-1-2	2	3	1	0	0	12	0
Pallady	0-1	0-0	0-0	0-1-1	0	0	0	0	0	5	0
Smalls	1-2	0-0	0-0	1-3-3	1	0	0	0	0	6	2
TEAM				3-2-5							
Totals	19-59	6-16	15-23	16-25-41	18	14	15	5	11	200	59

Augusta State vs Kennesaw State

February 19, 2003
Spec Landrum Centre

Teams	1	2	Total
Augusta State	35	37	72
Kennesaw State	36	44	80

Players	FG	3-Pt	FT	Reb	PF	AS	TO	BL	ST	MI	PT
	M-A	M-A	M-A	O-D-T							
Wideman	2-14	0-1	2-2	1-3-4	3	2	3	0	0	29	6
Sjercic	3-9	2-5	0-0	4-3-7	4	0	4	0	1	25	8
Bridges	1-4	0-0	0-0	2-4-4	1	0	1	0	3	30	2
Jonas	7-12	0-0	10-12	6-4-10	3	3	1	0	1	32	24
McCurry	1-4	-3	0-0	0-2-2	1	5	0	0	1	18	3
Johnson	5-12	0-0	0-0	1-3-4	3	0	4	1	1	22	10
Flynn	0-1	0-0	0-0	0-2-2	1	2	1	0	0	12	0
Robbins	1-3	1-2	0-0	0-0-0	0	0	0	0	0	11	3
Massey	4-6	3-4	5-5	0-0-0	2	2	0	0	0	21	16
TEAM				2-1-3							
Totals	24-65	7-15	17-19	16-20-36	18	14	15	1	7	200	72

Players	FG	3-Pt	FT	Reb	PF	AS	TO	BL	ST	MI	PT
	M-A	M-A	M-A	O-D-T							
Carrington	5-10	1-3	0-0	1-1-2	5	4	1	2	1	29	11
Morka	2-5	1-4	0-0	1-0-1	1	0	1	0	0	32	5
Usate	6-11	0-1	13-14	0-5-5	4	6	2	2	4	33	25
Gaines	2-3	1-2	3-5	0-2-2	0	4	3	0	1	23	8
Ferguson	3-5	0-0	2-2	0-6-6	5	2	4	0	1	20	8
Mieszkowska	6-8	3-4	0-0	0-2-2	1	1	0	0	1	20	15
Benson	0-1	0-1	2-2	0-2-2	2	1	2	0	1	14	2
Henry	2-4	0-1	2-3	2-5-7	0	1	0	0	1	29	6
TEAM				0-2-2							
Totals	26-47	6-16	22-26	4-25-29	18	19	14	4	10	200	80

Kennesaw State vs GC&SU

February 22, 2003
Milledgeville, Georgia

Teams	1	2	Total
Kennesaw State	44	25	69
GC&SU	31	29	60

Players	FG	3-Pt	FT	Reb	PF	AS	TO	BL	ST	MI	PT
	M-A	M-A	M-A	O-D-T							
Usate	3-9	0-0	1-2	3-4-7	2	1	0	2	0	26	7
Ferguson	10-21	0-0	9-10	6-7-13	1	1	5	0	0	37	29
Carrington	4-9	0-3	0-1	1-1-2	2	4	1	1	1	38	8
Morka	1-7	0-5	1-2	0-4-4	2	2	1	1	1	40	3
Gaines	3-5	2-4	5-6	0-5-5	1	3	2	0	1	38	13
Mieszkowska	0-0	0-0	0-0	0-0-0	0	1	1	0	0	3	0
Benson	0-0	0-0	0-0	0-0-0	1	0	0	0	0	2	0
Henry	4-5	0-0	1-1	2-2-4	1	0	1	1	0	14	9
TEAM				5-1-6							
Totals	25-56	2-12	17-22	17-24-41	10	12	11	4	3	200	69

Players	FG	3-Pt	FT	Reb	PF	AS	TO	BL	ST	MI	PT
	M-A	M-A	M-A	O-D-T							
Lee	8-15	0-5	1-1	1-2-3	1	1	1	0	1	29	17
Watson	6-12	0-1	2-2	1-0-1	5	0	0	2	0	22	14
McMillan	1-1	0-0	0-1	0-2-2	1	1	0	1	0	10	2
Haggard	2-6	1-2	0-0	0-1-1	3	1	0	0	0	35	5
Cleveland	0-1	0-1	0-0	0-4-4	3	4	2	0	0	23	0
Bloodworth	1-1	0-0	0-0	0-0-0	0	0	1	0	0	1	2
Ransom	3-6	1-3	0-0	0-3-3	1	0	1	1	1	25	7
Porter	0-1	0-0	2-2	2-0-1	3	1	0	0	0	4	2
Jackson	3-4	0-0	1-2	1-0-3	3	0	1	1	1	18	7
Tucker	1-3	0-0	0-0	0-0-0	0	3	3	0	1	21	2
Johnson	1-1	0-0	0-0	0-0-0	0	1	1	0	1	8	2
Lomax	0-0	0-0	0-0	0-0-0	0	1	0	0	0	4	0
TEAM				1-5-6							
Totals	26-52	2-12	6-8	4-17-21	20	13	10	5	5	200	80



Kennesaw State at Columbus State

February 26, 2003
at Lumpkin Center

Teams	1	2	Total
Kennesaw State	21	30	51
Columbus State	26	36	66

Players	FG	3-Pt	FT	Reb	PF	AS	TO	BL	ST	MI	PT
	M-A	M-A	M-A	O-D-T							
Usate	2-10	0-0	3-4	4-6-10	5	0	1	1	0	18	7
Ferguson	4-14	0-0	3-5	4-5-9	4	2	2	0	0	32	11
Carrington	2-6	1-4	1-3	2-2-4	4	0	4	2	5	30	6
Morka	2-12	2-6	3-4	1-1-2	2	2	0	0	0	34	9
Gaines	0-3	0-2	0-0	1-2-3	2	2	1	0	1	31	0
Mieszkowska	1-3	1-3	0-0	0-1-1	1	0	0	4	0	11	3
Benson	0-2	0-2	0-0	0-1-1	1	0	0	0	0	9	0
Aniola	0-0	0-0	0-0	0-0-0	2	0	0	0	0	3	0
Code	0-0	0-0	0-0	0-0-0	0	1	0	0	0	2	0
Szarnecka	0-1	0-0	0-0	0-0-0	0	1	1	0	0	2	0
Brooks	1-1	0-0	0-0	0-0-0	0	0	0	0	0	2	2
Henry	5-11	1-1	2-4	4-0-4	1	0	6	2	1	26	13
TEAM				4-2-6							
Totals	17-63	5-18	12-20	20-20-40	21	8	22	5	7	200	76

Players	FG	3-Pt	FT	Reb	PF	AS	TO	BL	ST	MI	PT
	M-A	M-A	M-A	O-D-T							
Gibbs	3-5	0-1	2-2	2-1-3	5	0	1	0	0	19	8
Turner	4-9	1-2	6-6	0-6-6	4	0	5	0	2	32	15
Daylis	0-3	0-2	0-0	0-0-0	2	0	0	0	0	16	0
Farron	6-16	2-6	4-6	2-6-8	1	0	3	4	2	35	18
Stubbs	2-5	0-0	0-0	1-2-3	3	7	3	0	2	34	4
Parkman	0-0	0-0	0-0	0-0-0	0	0	0	0	0	5	0
Moore	0-1	0-0	0-0	0-0-0	0	0	0	0	0	8	0
Heston	6-11	0-1	3-6	2-4-6	2	3	4	1	1	25	15
Little	1-4	0-0	2-3	1-7-8	4	0	4	1	1	16	4
Cooper	1-1	0-0	0-0	2-1-3	2	0	1	2	1	10	2
TEAM				4-3-7							
Totals	23-55	3-12	17-23	14-30-44	23	10	21	7	9	200	86



Supports
Kennesaw State University Athletics

Voted Best Cajun Restaurant
8 Years In A Row

"New Orleans Magazine"

Located at 1142 Barrett Parkway
Next to the Carl Black Buick/GMC Dealership

Hours of Operation

Sun - Thurs **11am to 10pm**
Fri & Sat **11am to 12am**
Sunday Brunch **11am to 3pm**

Ask about our Business
Lunch Menu and Banquets
Carry Out and Call Ahead Seating
Available
770.919.9612

Visit our other locations on Cobb Parkway and Piedmont Road



1982-83 (9-14, 1-7)

KSU	OPPONENT	RECORD
39	@ Tenn. Wes.	71 (0-1,0-0)
67	@ Cumberland	77 (0-2,0-0)
55	@ Georgia Tech	68 (0-3,0-0)
93	Toccoa Falls	44 (1-3,0-0)
64	Covenant	37 (2-3,0-0)
51	@ Augusta State	59 (2-4,0-1)
53	@ Armstrong Atl.	66 (2-5,0-2)
51	@ Berry	93 (2-6,0-3)
71	@ Bryan	45 (3-6,0-3)
65	Armstrong Atl.	50 (4-6,1-3)
63	Lee	66 (4-7,1-3)
63	@ Georgia SW	68 (4-8,1-4)
66	@ Covenant	48 (5-8,1-4)
63	@ West Georgia	82 (5-9,1-4)
65	Tenn Temple	53 (6-9,1-4)
56	Bryan	47 (7-9,1-4)
47	West Georgia	60 (7-10,1-4)
60	Piedmont	63 (7-11,1-5)
69	@ Lee	62 (8-11,1-5)
58	@ Piedmont	59 (8-12,1-6)
46	@ Valdosta State	106 (8-13,1-6)
42	Georgia SW	52 (8-14,1-7)
72	@ Tenn. Temple	51 (9-14,1-7)

1983-84 (9-19, 5-11)

KSU	OPPONENT	RECORD
50	@ Shorter	55 (0-1,0-1)
83	Tift	94 (0-2,0-2)
70	@ Lee	79 (0-3,0-2)
64	North Georgia	58 (1-3,1-2)
67	Covenant	45 (2-3,1-2)
52	@ Tenn. Temple	68 (2-4,1-2)
59	@ Augusta State	71 (2-5,1-3)
61	Georgia SW	73 (2-6,1-4)
75	@ Covenant	42 (3-6,1-4)
67	Lee	80 (3-7,1-4)
62	@ Armstrong Atl.	71 (3-8,1-4)
77	@ Flagler	49 (4-8,1-4)
52	@ Edward Waters	66 (4-9,1-4)
55	Augusta State	73 (4-10,1-5)
56	@ Georgia SW	62 (4-11,1-6)
40	Berry	61 (4-12,1-7)
57	@ North Georgia	62 (4-13,1-8)
81	@ Georgia College	65 (5-13,2-8)
73	West Georgia	79 (5-14,2-8)
54	@ Tift	73 (5-15,2-9)
52	@ Berry	90 (5-16,2-10)
96	@ Piedmont	60 (6-16,3-10)
73	Georgia College	70 (7-16,4-10)
59	Shorter	77 (7-17,4-11)
72	Piedmont	30 (8-17,5-11)
48	Tenn. Temple	56 (8-18,5-11)
60	@ West Georgia	73 (8-19,5-11)
forfeit-win over Flagler		(9-19,5-11)

1984-85 (9-21, 4-14)

KSU	OPPONENT	RECORD
55	@ Tenn. Temple	66 (0-1,0-0)
64	Georgia College	74 (0-2,0-1)
68	@ Morris Brown	75 (0-3,0-1)
55	@ Lee	58 (0-4,0-1)
55	Shorter	87 (0-5,0-2)
63	@ North Georgia	73 (0-6,0-3)
45	Morris Brown	87 (0-7,0-3)
62	Lee	64 (0-8,0-3)
80	Covenant	56 (1-8,0-3)
38	@ Paine	49 (1-9,0-4)
55	@ Armstrong Atl.	93 (1-10,0-5)
68	Armstrong Atl.	80 (1-11,0-6)
71	@ Piedmont	65 (2-11,1-6)
62	Georgia SW	71 (2-12,1-7)
90	Tift	66 (3-12,1-7)
47	@ Berry	83 (3-13,1-8)
57	@ Shorter	86 (3-14,1-9)
57	@ West Georgia	81 (3-15,1-9)
60	Augusta State	71 (3-16,1-10)

67	@ Covenant	51 (4-16,1-10)
62	@ Georgia SW	84 (4-17,1-11)
91	Flagler	47 (5-17,2-11)
52	Tenn Temple	58 (5-18,2-11)
72	@ Tift	68 (6-18,2-11)
71	@ Ga College	89 (6-19,2-12)
77	@ Augusta	74 (7-19,3-12)
52	Paine	69 (7-20,3-13)
64	Piedmont	54 (8-20,4-13)
51	Berry	97 (8-21,4-14)
forfeit win-Edward Waters		(9-21,4-14)

1985-86 (16-12, 7-11)

KSU	OPPONENT	RECORD
79	Bryan	67 (1-0,0-0)
76	Lee	59 (2-0,0-0)
81	@ Tenn. Temple	56 (3-0,0-0)
88	Covenant	47 (4-0,0-0)
73	@ North Georgia	77 (4-1,0-1)
77	Augusta State	69 (5-1,1-1)
63	West Georgia	59 (6-1,1-1)
73	@ Shorter	80 (6-2,1-2)
82	Warren Wilson	54 (7-2,1-2)
75	@ Bryan	64 (8-2,1-2)
73	@ Georgia SW	84 (8-3,1-3)
70	Berry	81 (8-4,1-4)
68	Cumberland (Ky.)	78 (8-5,1-4)
76	@ Piedmont	80 (8-6,1-5)
79	Georgia College	67 (9-6,2-5)
86	@ Armstrong Atl.	94 (9-7,2-6)
78	@ Berry	90 (9-8,2-7)
81	Piedmont	74 (10-8,3-7)
78	Armstrong Atl.	77 (11-8,4-7)
76	Shorter	80 (11-9,4-8)
73	@ Georgia College	79 (11-10,4-9)
63	Tenn. Temple	47 (12-10,4-9)
65	@ Augusta State	64 (13-10,5-9)
74	@ Lee	64 (14-10,5-9)
83	North Georgia	82 (15-10,6-9)
82	@ Piedmont	66 (16-10,7-9)
66	Georgia SW	70 (16-11,7-10)
73	@ Georgia College	79 (16-12,7-11)

1986-87 (19-9, 4-8)

KSU	OPPONENT	RECORD
76	Lee	65 (1-0,0-0)
74	@ Covenant	66 (2-0,0-0)
84	@ Tenn. Temple	50 (3-0,0-0)
81	Auburn-Mont.	67 (4-0,0-0)
99	Bryan	57 (5-0,0-0)
93	@ Coker	72 (6-0,0-0)
76	@ Auburn-Mont.	69 (7-0,0-0)
82	@ Saint Leo	68 (8-0,0-0)
77	@ North Georgia	86 (9-1,0-1)
117	Covenant	57 (9-1,0-1)
79	West Georgia	80 (9-2,0-1)
87	Shorter	74 (10-2,1-1)
85	@ Flagler	50 (11-2,1-1)
85	@ Florida Tech	63 (12-2,1-1)
81	Alabama-Huntsville	76 (13-2,1-1)
101	Tenn. Temple	69 (14-2,1-1)
63	@ Shorter	65 (14-3,1-2)
79	Georgia College	74 (15-3,2-2)
76	@ Piedmont	47 (16-3,3-2)
70	Bryan	60 (17-3,3-2)
62	@ Lee	60 (18-3,3-2)
77	Berry	81 (18-4,3-3)
62	Georgia SW	70 (18-5,3-4)
52	@ Georgia College	65 (18-6,3-5)
76	@ Berry	88 (18-7,3-6)
67	North Georgia	71 (18-8,3-7)
78	Piedmont	54 (19-8,4-7)
60	@ Georgia SW	75 (19-9,4-8)

1987-88 (24-8, 10-2)

KSU	OPPONENT	RECORD
78	Auburn-Mont.	86 (0-1,0-0)
101	Tenn. Temple	36 (1-1,0-0)
76	@ Montevallo	59 (2-1,0-0)
88	Flagler	38 (3-1,0-0)
61	@ Auburn-Mont.	75 (3-2,0-0)
78	North Georgia	72 (4-2,1-0)
91	Lee	90 (5-2,1-0)
77	Carson-Newman	81 (5-3,1-0)
68	@ Morris Brown	52 (6-3,1-0)
78	@ Wolford	55 (7-3,1-0)
78	@ Saint Leo	45 (8-3,1-0)
97	@ Tampa	73 (9-3,1-0)
62	Ala-Huntsville	49 (10-3,1-0)
66	@ MTSU	83 (10-4,1-0)
83	@ Milligan	50 (11-4,1-0)
94	Shorter	70 (12-4,2-0)
69	Georgia College	67 (13-4,3-0)
70	Montevallo	74 (13-5,3-0)
90	@ Piedmont	59 (14-5,4-0)
60	@ Berry	73 (14-6,4-1)
78	@ Shorter	64 (15-6,5-1)
72	Georgia SW	59 (16-6,6-1)
93	@ Georgia College	89 (17-6,7-1)
60	Berry	50 (18-6,8-1)
60	@ North Georgia	64 (18-7,8-2)
92	Piedmont	52 (19-7,9-2)
69	@ Georgia SW	64 (20-7,10-2)
92	Bryan	52 (21-7,10-2)
NAIA DISTRICT 25 TOURNAMENT		
94	Fia Memorial	47 (22-7,10-2)
111	North Georgia	94 (23-7,10-2)
70	Georgia College	65 (24-7,10-2)
NAIA BI-DISTRICT TOURNAMENT (Orangeburg, S.C.)		
84	@ Clafin	98 (24-8,10-2)

1988-89 (24-4, 12-2)

KSU	OPPONENT	RECORD
87	West Florida	61 (1-0,0-0)
87	Shorter	64 (2-0,1-0)
76	@ Milligan	68 (3-0,1-0)
64	@ West Georgia	61 (4-0,1-0)
75	Montevallo	50 (5-0,1-0)
80	@ Car.-Newman	85 (5-1,1-0)
82	Ala-Huntsville	60 (6-1,1-0)
87	Valdosta State	74 (7-1,1-0)
65	@ Auburn-Mont.	55 (8-1,1-0)

BAHAMAS SHOOTOUT (Nassau, Bahamas)

75	Southwest Baptist	42 (9-1,1-0)
87	Phillips	82 (10-1,1-0)
73	Southern Maine	66 (11-1,1-0)
63	@ North Georgia	70 (11-2,1-1)
90	Georgia College	76 (12-2,2-1)
102	Piedmont	39 (13-2,3-1)
81	Brewton-Parker	75 (14-2,4-1)
70	Georgia SW	59 (15-2,5-1)
64	@ Berry	61 (16-2,6-1)
88	@ Shorter	69 (17-2,7-1)
79	@ Montevallo	67 (18-2,7-1)
80	@ Georgia College	66 (19-2,8-1)
77	Berry	69 (20-2,9-1)
78	North Georgia	59 (21-2,10-1)
96	@ Piedmont	48 (22-2,11-1)
71	@ Georgia SW	64 (23-2,12-1)
73	@ Brewton-Parker	66 (23-3,12-2)

NAIA DISTRICT 25 TOURNAMENT (Kennesaw, Ga.)

86	Flagler	50 (24-3,12-2)
69	Georgia College	71 (24-4,12-2)

1989-90 (15-14, 7-5)

KSU	OPPONENT	RECORD
79	Clafin	104 (0-1,0-0)
73	Shorter	58 (1-1,1-0)

LADY OWL INVITATIONAL

	(Kennesaw, Ga.)		
76	Columbus State	48	(2-1,1-0)
80	Montevallo	85	(2-2,1-0)
69	@ Valdosta State	72	(2-3,1-0)
65	@ Tennessee Tech	89	(2-4,1-0)
74	@ Spelman	30	(3-4,1-0)
76	@ Florida Southern	79	(3-5,1-0)
87	@ Flagler	46	(4-5,1-0)
61	West Georgia	71	(4-6,1-0)
63	Carson-Newman	65	(4-7,1-0)
87	Catawba	84	(5-7,1-0)
82	Brewton-Parker	79	(6-7,2-0)
64	North Georgia	51	(7-7,3-0)
80	@ Georgia College	50	(8-7,4-0)
60	@ Auburn-Mont.	52	(9-7,4-0)
56	@ Georgia SW	77	(9-8,4-1)
81	Berry	63	(10-8,5-1)
93	@ Shorter	87	(11-8,6-1)
55	@ Brewton-Parker	57	(11-9,5-2)
84	Flagler	46	(12-9,5-2)
72	Georgia College	62	(13-9,7-2)
71	@ Berry	82	(13-10,7-3)
69	@ North Georgia	72	(13-11,7-4)
72	Auburn-Mont.	65	(14-11,7-4)
71	@ Montevallo	74	(14-12,7-4)
66	Georgia SW	81	(14-13,7-5)
86	@ Columbus State	72	(15-13,7-5)

NAIA DISTRICT 25 TOURNAMENT

(Kennesaw, Ga.)

66	Georgia College	68	(15-14,7-5)
----	-----------------	----	-------------

1990-91 (20-11, 9-3)

LADY SENATOR CLASSIC

(Montgomery, Ala.)

KSU	OPPONENT	RECORD
74	William Carey	68 (1-0,0-0)
61	@ Auburn-Mont.	82 (1-1,0-0)
84	Shorter	58 (2-1,1-0)
88	Columbus State	65 (3-1,1-0)
86	@ Spelman	43 (4-1,1-0)
70	Jacksonville State	84 (4-2,1-0)
43	@ Clifton	69 (4-3,1-0)

HORTON CLASSIC

(Milledgeville, Ga.)

83	Newberry	60 (5-3,1-0)
105	Flagler	36 (6-3,1-0)
83	@ Columbus State	72 (7-3,1-0)
88	@ Jacksonville State	104 (7-4,1-0)
69	Mobile	62 (8-4,1-0)
91	Brewton-Parker	81 (9-4,2-0)
82	Montevallo	96 (9-5,2-0)
72	@ North Georgia	59 (10-5,3-0)
64	Georgia College	62 (11-5,4-0)
60	@ Charleston (WV)	69 (11-6,4-0)
85	Georgia SW	53 (12-6,5-0)
62	@ Berry	65 (12-7,5-1)
84	@ Shorter	61 (13-7,5-1)
92	Brewton-Parker	68 (14-7,7-1)
86	Spelman	46 (15-7,7-1)
78	@ Georgia College	81 (15-8,7-2)
70	Berry	86 (15-9,7-3)
60	North Georgia	57 (16-9,8-3)
81	Auburn-Montgomery	74 (17-9,8-3)
60	@ Montevallo	75 (17-10,8-3)
96	@ Georgia SW	80 (18-10,9-3)

NAIA DISTRICT 25 TOURNAMENT

(Rome, Ga.)

98	Brewton-Parker	71 (19-10,9-3)
108	Florida Memorial	48 (20-10,9-3)
70	@ Berry	72 (20-11,9-3)

1991-92 (22-9, 10-2)

KSU	OPPONENT	RECORD
92	West Florida	67 (1-0,0-0)

LADY SENATOR CLASSIC

(Montgomery, Ala.)

92	West Florida	67 (1-0,0-0)
----	--------------	--------------

72	@ Auburn-Mont.	81 (1-1,0-0)
83	Montevallo	85 (1-2,0-0)
97	Jacksonville State	85 (2-2,0-0)
82	@ Georgia College	61 (3-3,0-0)
72	Clifton	76 (3-3,0-0)
77	@ Jacksonville State	79 (3-4,0-0)
83	@ Valdosta State	66 (4-4,0-0)
52	@ Mobile	44 (5-4,0-0)
81	@ Dillard	68 (6-4,0-0)
70	@ Brewton-Parker	71 (6-5,0-1)
71	@ Clayton State	43 (7-5,1-1)
75	North Georgia	64 (8-5,1-1)
81	USC Spartanburg	56 (9-5,2-1)
73	@ Montevallo	76 (9-6,2-1)
53	Clayton State	40 (10-6,3-1)
87	@ Georgia SW	63 (11-6,4-1)
79	Berry	76 (12-6,5-1)
74	@ Shorter	55 (13-6,6-1)
87	Brewton-Parker	53 (14-6,7-1)
76	@ Catawba	66 (15-6,7-1)
84	Spelman	45 (16-6,7-1)
94	@ Berry	97 (16-7,7-2)
82	@ North Georgia	76 (17-7,8-2)
74	Auburn-Mont.	70 (18-7,8-2)
80	Lincoln Memorial	70 (19-7,8-2)
84	Georgia SW	57 (20-7,9-2)
85	Shorter	49 (21-7,10-2)

NAIA DISTRICT 25 TOURNAMENT

(Kennesaw, Ga.)

82	North Georgia	86 (21-8,10-2)
----	---------------	----------------

NAIA

DIVISION I NATIONAL CHAMPIONSHIP

(Jackson, TN)

94	Fosary	90 (22-8,10-2)
40	Simon Fraser	77 (22-9,10-2)

1992-93 (19-11, 9-3)

LADY BULLDOG CLASSIC

(Wingate, N.C.)

KSU	OPPONENT	RECORD
69	Belmont Abbey	59 (1-0,0-0)
62	@ Wingate	66 (1-1,0-0)
77	High Point	60 (2-1,0-0)
68	Georgia College	71 (2-2,0-0)
78	@ Spelman	62 (3-2,0-0)
65	Mars Hill	55 (4-2,0-0)

HORTON HOMES CLASSIC

(Milledgeville, Ga.)

78	West Georgia	62 (5-2,0-0)
77	@ Georgia College	61 (6-2,0-0)
79	@ Lincoln Memorial	93 (6-3,0-0)
80	Valdosta State	70 (7-3,0-0)
63	@ Jacksonville State	81 (7-4,0-0)
70	Clayton State	52 (8-4,1-0)
84	@ North Georgia	64 (9-4,2-0)
57	@ USC Spartanburg	70 (9-5,2-0)
63	Brewton-Parker	64 (9-6,2-1)
61	@ Clayton State	50 (10-6,3-1)
103	Georgia SW	61 (11-6,4-1)
84	@ Berry	62 (12-6,5-1)
70	Shorter	50 (13-6,5-1)
63	@ Brewton-Parker	84 (13-7,5-2)
48	@ Auburn-Mont.	91 (13-8,5-2)
68	Berry	85 (13-9,5-3)
71	North Georgia	53 (14-9,7-3)
64	Montevallo	86 (14-10,7-3)
81	Central Wesleyan	56 (15-10,7-3)
76	@ Georgia SW	61 (16-10,8-3)
64	@ Shorter	59 (17-10,9-3)

NAIA DISTRICT 25 TOURNAMENT

(Kennesaw, Ga.)

63	Berry	60 (18-10,9-3)
72	Shorter	55 (19-10,9-3)

NAIA DIVISION I

NATIONAL CHAMPIONSHIP

(Jackson, TN)

69	Central State	83 (19-11,9-3)
----	---------------	----------------

1993-94 (18-11)

KSU	OPPONENT	RECORD
77	@ Lander	43 (1-0)
77	@ Valdosta State	76 (2-0)
92	Georgia College	79 (3-0)
81	@ Georgia State	84 (3-1)
89	Lander	55 (4-1)
65	@ Tampa	82 (4-2)
52	@ Florida Southern	39 (5-2)
66	@ Georgia College	79 (5-3)

LADY OWL INVITATIONAL

(Kennesaw, Ga.)

88	Mars Hill	72 (6-3)
70	USC Spartanburg	75 (6-4)
50	Albany State	54 (6-5)
74	@ Georgia SW	82 (6-6)
59	Portland State	84 (6-7)
72	@ Jacksonville State	82 (6-8)
90	North Georgia	61 (7-8)
69	@ Montevallo	100 (7-9)
74	@ Clayton State	55 (8-9)
77	@ Shorter	73 (9-9)
67	@ Berry	79 (9-10)
80	Jacksonville State	75 (10-10)
94	Clayton State	70 (11-10)
69	Shorter	65 (12-10)
81	Brewton-Parker	59 (13-10)
90	@ North Georgia	74 (14-10)
79	Georgia SW	66 (15-10)
65	@ Brewton-Parker	58 (16-10)
76	Berry	65 (17-10)

NAIA DIVISION I SOUTHEAST REGION

INDEPENDENT TOURNAMENT

92	Limestone	59 (18-10)
66	@ Montevallo	85 (18-11)

1994-95 (15-12, 12-6)

KSU	OPPONENT	RECORD
81	Carson-Newman	75 (1-0,0-0)
88	Berry	78 (2-0,0-0)
54	@ North Florida	66 (2-1,0-0)
49	@ Carson-Newman	77 (2-2,0-0)
67	@ Armstrong Atl.	86 (3-2,1-0)

LADY OWL INVITATIONAL

(Kennesaw, Ga.)

80	Catawba	87 (3-3,1-0)
74	Norfolk State	109 (3-4,1-0)
82	Columbus State	71 (4-4,2-0)
74	@ Jacksonville State	79 (4-5,2-0)
72	USC Spartanburg	67 (5-5,3-0)
83	@ Augusta State	85 (5-6,3-1)
91	USC Aiken	40 (6-6,4-1)
88	@ Georgia College	89 (6-7,4-2)
80	Francis Marion	73 (7-7,5-2)
77	@ Lander	46 (8-7,6-2)
70	UNC Pembroke	61 (9-7,7-2)
84	Shorter	68 (10-7,7-2)
71	@ Columbus State	77 (10-8,7-3)
80	Armstrong Atlantic	70 (11-8,8-3)
68	Augusta State	72 (11-9,8-4)
63	@ USC Aiken	71 (11-10,8-5)
71	Georgia College	65 (12-10,9-5)
73	@ Francis Marion	44 (13-10,10-5)
45	@ USC Spartanburg	53 (13-11,10-6)
65	Lander	56 (14-11,11-6)
70	@ UNC Pembroke	59 (15-11,12-6)

PEACH BELT CONFERENCE TOURNAMENT

(Augusta, Ga.)

65	Armstrong Atlantic	67 (15-12,12-6)
----	--------------------	-----------------

76	@Montevallo	58 (6-1,0-0)
76	@ Armstrong Atl.	54 (7-1,1-0)
76	Life	70 (8-1,1-0)
74	Gardner-Webb	64 (9-1,1-0)
80	Montevallo	49 (10-1,1-0)
71	USC Spartanburg	48 (11-1,2-0)
57	@USC Aiken	68 (11-2,2-1)
59	North Florida	54 (12-2,3-1)
65	@ Clayton State	53 (13-2,4-1)
84	@Columbus State	96 (13-3,4-2)
90	@Augusta State	82 (14-3,5-2)
87	Armstrong Atlantic	60 (15-3,6-2)
85	Clayton State	69 (16-3,7-2)
74	@North Florida	71 (17-3,8-2)
83	@Lander	70 (18-3,9-2)
78	GC&SU	87 (18-4,9-3)
73	@Francis Marion	79 (18-5,9-4)
89	Columbus State	94 (18-6,9-5)
68	@GC&SU	73 (18-7,9-6)
93	UNC Pembroke	86 (19-7,10-6)

PEACH BELT TOURNAMENT

(Greenwood, SC)

57	Francis Marion	69 (19-8,10-6)
----	----------------	----------------

2001-2002 (17-9, 13-6)

OWLS	OPPONENT	RECORD
RON WALKER MEMORIAL		
(Kennesaw, Ga.)		

74	Wingate	62 (1-0,0-0)
72	Auburn-Mont.	62 (2-0,0-0)
81	@Montevallo	51 (3-0,0-0)
64	@North Florida	86 (3-1,0-1)
71	Clayton State	55 (4-1,1-1)

WINGATE TOURNAMENT

(Wingate, NC)

71	vs Coker	55 (5-1,1-1)
56	@Wingate	58 (5-2,1-1)
89	Fort Valley State	92 (5-3,1-1)
70	Montevallo	78 (5-4,1-1)
83	UNC Pembroke	84 (5-5,1-2)
70	Lander	52 (6-5,2-2)
86	Augusta State	81 (7-5,3-2)
62	@GC&SU	65 (7-6,3-3)
77	USC Aiken	68 (8-6,4-3)
71	North Florida	79 (8-7,4-4)
66	@Clayton State	45 (9-7,5-4)
84	USC Spartanburg	55 (10-7,6-4)
72	@Lander	64 (11-7,7-4)
72	Armstrong Atlantic	69 (12-7,8-4)
82	@Columbus State	69 (13-7,9-4)
77	@Francis Marion	70 (14-7,10-4)
71	@Augusta State	60 (15-7,11-4)
81	GC&SU	79 (16-7,12-4)
51	@USC Aiken	55 (16-8,12-5)
85	Columbus State	66 (17-8,13-5)
68	@Armstrong Atl.	75 (17-9,13-6)

PEACH BELT TOURNAMENT

(Columbus, Ga.)

57	Armstrong Atl.	62 (17-10,13-6)
----	----------------	-----------------

2002-2003 (16-13, 9-10)

OWLS	OPPONENT	RECORD
RON WALKER MEMORIAL		
(Kennesaw, Ga.)		


61	Presbyterian	59 (1-0,0-0)
79	Glennville State	54 (2-0,0-0)
73	@Montevallo	56 (3-0,0-0)
76	North Florida	70 (4-0,1-0)
58	@Clayton State	73 (4-1,1-1)
52	@West Georgia	61 (4-2,1-1)
57	USC Aiken	59 (4-3,1-2)
91	Columbia Union	27 (5-3,1-2)
73	Montevallo	51 (6-3,1-2)
79	West Georgia	64 (7-3,1-2)
55	@Fort Valley State	60 (7-4,1-2)
80	@UNC Pembroke	67 (8-4,2-2)
72	@Lander	70 (9-4,3-2)

54	@Augusta State	59 (9-5,3-3)
84	GC&SU (3OT)	81 (10-5,4-3)
74	@USC Aiken (OT)	69 (11-5,5-3)
66	@North Florida	68 (11-6,5-4)
60	Clayton State	66 (11-7,5-5)
61	@USC Spartanburg	59 (12-7,6-5)
62	Lander	69 (12-8,6-6)
61	@Armstrong Atl.	77 (12-9,6-7)
88	Columbus State(4OT)	95 (12-10,6-8)
74	Francis Marion	41 (13-10,7-8)
80	Augusta State	72 (14-10,8-8)
69	@GC&SU	60 (15-10,9-8)
51	@Columbus State	66 (15-11,9-9)
64	Armstrong Atlantic	76 (15-12,9-10)

PEACH BELT TOURNAMENT

(Columbus, Ga.)

78	Lander	60 (16-12,9-10)
60	Armstrong Atl.	65 (16-13,9-10)



Justyna Stanioch



Joanna Cuprys

TOP 10 KSU HIGH GAMES

KSU	OPPONENT	YEAR
117	vs Covenant	86-87
111	vs North Georgia	87-88
110	vs Huntingdon	82-88, 89-99
108	vs Florida Memorial	90-91
106	vs Carson-Newman	96-97
103	vs Georgia Southwestern	92-93
102	vs Piedmont	88-89
101	vs Tennessee Temple	86-87
101	vs Tennessee Temple	87-88
101	vs Tusculum	98-99

TOP 10 KSU LOW GAMES

KSU	OPPONENT	YEAR
38	vs Paine	84-85
39	vs Tennessee Temple	82-83
40	vs Berry	83-84
40	vs Simon Fraser	91-92
42	vs Georgia Southwestern	82-83
43	vs Claffin	90-91
45	vs Morris Brown	84-85
45	vs USC Spartanburg	94-95
46	vs Valdosta State	82-83
47	vs Berry	84-85
47	vs West Georgia	82-83

TOP 10 OPPONENT HIGHS

KSU	OPPONENT	YEAR
109	vs Norfolk State	94-95
106	vs Valdosta State	82-83
104	vs Claffin	89-90
104	vs Jacksonville State	90-91
100	vs Montevallo	93-94
98	vs Claffin	87-88
97	vs Berry	91-92
97	vs Berry	84-85
95	vs Columbus State	02-03
94	vs Tift	83-84
94	vs North Georgia	87-88
94	vs Armstrong Atlantic	85-86

TOP 10 OPPONENT LOWS

KSU	OPPONENT	YEAR
27	vs Columbia Union	02-03
30	vs Piedmont	83-84
30	vs Spelman	89-90
36	vs Tennessee Temple	87-88
36	vs Flagler	90-91
37	vs Covenant	82-83
39	vs Piedmont	88-89
39	vs Florida Southern	93-94
39	vs Lander	98-99
39	vs Armstrong Atlantic	98-99

TOP 10 WINNING MARGINS

PTS	OPPONENT	SCORE	YEAR
69	Flagler	(105-36)	90-91
67	Huntingdon	(110-43)	98-99
65	Tenn. Temple	(101-36)	87-88
64	Columbia Union	(91-27)	02-03
63	Piedmont	(102-39)	88-89
60	Fla. Memorial	(108-48)	90-91
60	Covenant	(117-57)	86-87
51	USC Aiken	(91-40)	94-95
50	Flagler	(88-38)	87-88
49	Toccoa Falls	(93-44)	82-83

TOP 10 LOSING MARGINS

PTS	OPPONENT	SCORE	YEAR
60	Valdosta State	(46-106)	82-83
46	Berry	(51-97)	84-85
43	Auburn-Mont.	(48-91)	92-93
42	Morris Brown	(45-87)	84-85
42	Berry	(51-93)	82-83
38	Armstrong Atl.	(55-93)	84-85
37	Simon Fraser	(40-77)	91-92
36	Berry	(47-83)	84-85
36	Georgia State	(57-93)	95-96
35	Norfolk State	(74-109)	94-95

Alabama-Huntsville	[3-0]
86-87 81 Ala-Huntsville	76 (1-0)
87-88 62 Ala-Huntsville	49 (2-0)
88-89 82 Ala-Huntsville	60 (3-0)

Albany State	[0-1]
93-94 50 Albany State	54 (0-1)

Arkansas Tech	[1-0]
97-98 66 Arkansas Tech	65 (1-0)

Armstrong Atlantic	[16-13]
82-83 53 @ Armstrong Atl.	66 (0-1)
82-83 65 Armstrong Atl.	50 (1-1)
83-84 62 @ Armstrong Atl.	71 (1-2)
84-85 55 @ Armstrong Atl.	93 (1-3)
84-85 68 Armstrong Atl.	80 (1-4)
85-86 86 @ Armstrong Atl.	94 (1-5)
85-86 78 Armstrong Atl.	77 (2-5)
94-95 87 @ Armstrong Atl.	86 (3-5)
94-95 80 Armstrong Atl.	70 (4-5)
94-95 65 *Armstrong Atl.	67 (4-6)
95-96 80 Armstrong Atl.	59 (5-6)
95-96 63 @ Armstrong Atl.	74 (5-7)
96-97 63 @ Armstrong Atl.	78 (5-8)
96-97 76 Armstrong Atl.	58 (6-8)
97-98 81 Armstrong Atl.	59 (7-8)
97-98 74 @ Armstrong Atl.	50 (8-8)
98-99 76 @ Armstrong Atl.	52 (9-8)
98-99 60 Armstrong Atl.	39 (10-8)
98-99 78 @ Armstrong Atl.	75 (11-8)
99-00 70 Armstrong Atl.	57 (12-8)
99-00 68 @ Armstrong Atl.	59 (13-8)
00-01 78 @ Armstrong Atl.	54 (14-8)
00-01 87 Armstrong Atl.	60 (15-8)
01-02 72 Armstrong Atl.	69 (16-8)
01-02 68 @ Armstrong Atl.	75 (16-9)
01-02 57 *Armstrong Atl.	62 (16-10)
02-03 61 @ Armstrong Atl.	77 (16-11)
02-03 64 Armstrong Atl.	76 (16-12)
02-03 60 *Armstrong Atl.	65 (16-13)

Auburn-Montgomery	[8-6]
86-87 81 Auburn-Mont.	67 (1-0)
86-87 76 @ Auburn-Mont.	69 (2-0)
87-88 78 Auburn-Mont.	86 (2-1)
87-88 61 @ Auburn-Mont.	75 (2-2)
88-89 65 Auburn-Mont.	55 (3-2)
89-90 60 @ Auburn-Mont.	52 (4-2)
89-90 72 Auburn-Mont.	65 (5-2)
90-91 61 @ Auburn-Mont.	82 (5-3)
90-91 81 Auburn-Mont.	74 (6-3)
91-92 72 @ Auburn-Mont.	81 (6-4)
91-92 74 Auburn-Mont.	70 (7-4)
92-93 48 @ Auburn-Mont.	91 (7-5)
00-01 55 Auburn-Mont.	59 (7-6)
01-02 72 Auburn-Mont.	62 (8-6)

Augusta State	[14-8]
82-83 51 @ Augusta State	59 (0-1)
83-84 59 @ Augusta State	71 (0-2)
83-84 55 Augusta State	73 (0-3)
84-85 60 Augusta State	71 (0-4)
84-85 77 @ Augusta State	74 (1-4)
85-86 77 Augusta State	69 (2-4)
85-86 65 @ Augusta State	64 (3-4)
94-95 83 @ Augusta State	85 (3-5)
94-95 68 Augusta State	72 (3-6)
95-96 69 Augusta State	71 (3-7)
95-96 75 @ Augusta State	64 (4-7)
96-97 72 @ Augusta State	61 (5-7)
96-97 83 Augusta State	73 (6-7)
97-98 @ Augusta State	89 (7-7)
97-98 71 Augusta State	77 (7-8)
98-99 85 Augusta State	59 (8-8)
99-00 79 @ Augusta State	68 (9-8)
99-00 98 Augusta State	65 (10-8)

00-01 90 @ Augusta State	82 (11-8)
01-02 86 Augusta State	81 (12-8)
01-02 71 @ Augusta State	60 (13-8)
02-03 80 Augusta State	72 (14-8)

Belmont-Abbey	[1-0]
92-93 69 Belmont Abbey	59 (1-0)

Bentley	[0-1]
96-97 48 *Bentley	55 (0-1)

Berry	[11-19]
82-83 51 @ Berry	93 (0-1)
83-84 40 Berry	61 (0-2)
83-84 52 @ Berry	90 (0-3)
84-85 47 @ Berry	83 (0-4)
84-85 51 @ Berry	97 (0-5)
85-86 70 Berry	81 (0-6)
85-86 78 @ Berry	90 (0-7)
86-87 77 Berry	81 (0-8)
86-87 76 @ Berry	88 (0-9)
87-88 60 @ Berry	73 (0-10)
87-88 60 Berry	50 (1-10)
88-89 64 @ Berry	61 (2-10)
88-89 77 Berry	69 (3-10)
89-90 81 Berry	63 (4-10)
89-90 71 @ Berry	82 (4-11)
90-91 62 @ Berry	65 (4-12)
90-91 70 Berry	86 (4-13)
90-91 70 *@ Berry	72 (4-14)
91-92 79 Berry	76 (5-14)
91-92 94 @ Berry	97 (5-15)
92-93 84 @ Berry	62 (6-15)
92-93 68 Berry	85 (6-16)
92-93 63 *Berry	60 (7-16)
93-94 67 @ Berry	79 (7-17)
93-94 76 Berry	65 (8-17)
94-95 88 Berry	78 (9-17)
95-96 55 @ Berry	70 (9-18)
96-97 64 Berry	53 (10-18)
97-98 70 Berry	66 (11-18)
97-98 74 Berry (OT)	77 (11-19)

Bowie State	[2-0]
96-97 74 Bowie State	68 (1-0)
98-99 81 *Bowie State	70 (2-0)

Brewton-Parker	[10-5]
88-89 81 Brewton-Parker	75 (1-0)
88-89 73 @ Brewton-Parker	86 (1-1)
89-90 82 Brewton-Parker	79 (2-1)
89-90 55 @ Brewton-Parker	57 (2-2)
90-91 91 Brewton-Parker	81 (3-2)
90-91 92 Brewton-Parker	68 (4-2)
90-91 98 *Brewton-Parker	71 (5-2)
91-92 70 @ Brewton-Parker	71 (5-3)
91-92 87 Brewton-Parker	53 (6-3)
92-93 63 Brewton-Parker	64 (6-4)
92-93 63 @ Brewton-Parker	84 (6-5)
93-94 81 Brewton-Parker	59 (9-5)
93-94 65 @ Brewton-Parker	58 (10-5)

Bryan	[7-0]
82-83 71 @ Bryan	45 (1-0)
82-83 56 Bryan	47 (2-0)
85-86 79 Bryan	67 (3-0)
85-86 75 @ Bryan	67 (4-0)
86-87 99 Bryan	57 (5-0)
86-87 70 Bryan	60 (6-0)
87-88 92 Bryan	52 (7-0)

Carson-Newman	[3-4]
87-88 77 Car-Newman	81 (0-1)
88-89 80 @ Car-Newman	85 (0-2)
89-90 83 Car-Newman	65 (0-3)
90-91 61 Car-Newman	75 (1-3)
94-95 49 @ Car-Newman	77 (1-4)

Central Arkansas	[1-0]
98-99 77 Central Arkansas	71 (1-0)

Central State (OH)	[0-1]
92-93 69 *Central State	83 (0-1)

Central Wesleyan	[1-0]
92-93 81 Central Wesleyan	56 (1-0)

Charleston (W. VA)	[0-1]
90-91 60 @ Charleston (WV)	69 (0-1)

Christian Brothers	[1-0]
96-97 74 Christian Brothers	61 (1-0)

Ciaffin	[1-3]
88-89 84 *@ Ciaffin	98 (1-0)
89-90 79 Ciaffin	104 (1-1)
90-91 43 @ Ciaffin	69 (1-2)
91-92 72 Ciaffin	76 (1-3)

Clark Atlanta	[1-0]
00-01 86 Clark Atlanta	55 (1-0)

Clayton State	[20-2]
91-92 71 @ Clayton State	43 (1-0)
91-92 53 Clayton State	40 (2-0)
92-93 70 Clayton State	52 (3-0)
92-93 61 @ Clayton State	50 (4-0)
93-94 74 @ Clayton State	55 (5-0)
93-94 94 Clayton State	70 (6-0)
96-97 90 @ Clayton State	71 (9-0)
96-97 88 Clayton State	52 (10-0)
97-98 76 Clayton State	59 (11-0)
97-98 71 @ Clayton State	58 (12-0)
98-99 84 @ Clayton State	63 (13-0)
98-99 74 Clayton State	48 (14-0)
99-00 75 Clayton State	61 (15-0)
99-00 58 @ Clayton State	51 (16-0)
00-01 65 @ Clayton State	53 (17-0)
00-01 85 Clayton State	69 (18-0)
01-02 71 Clayton State	55 (19-0)
01-02 66 @ Clayton State	45 (20-0)
02-03 58 @ Clayton State	73 (20-1)
02-03 60 Clayton State	66 (20-2)

Coker	[3-0]
86-87 93 @ Coker	72 (1-0)
96-97 99 Coker	52 (2-0)
01-02 71 Coker	55 (3-0)

Columbia Union	[1-0]
02-03 91 Columbia Union	27 (1-0)

Columbus State	[15-10]
89-90 76 Columbus St.	48 (1-0)
89-90 86 @ Columbus St	72 (2-0)
90-91 88 Columbus St	65 (3-0)
90-91 83 @ Columbus St	72 (4-0)
94-95 82 Columbus State	71 (5-0)
94-95 71 @ Columbus State	77 (5-1)
95-96 72 @ Columbus State	78 (5-2)
95-96 68 Columbus State	57 (6-2)
95-96 70 Columbus State	57 (7-2)
96-97 87 Columbus State	66 (8-2)
96-97 91 @ Columbus State	85 (9-2)
96-97 62 Columbus State	61 (10-2)
97-98 87 Columbus State	89 (10-3)
97-98 81 @ Columbus State	89 (10-4)
98-99 93 @ Columbus State	71 (11-4)
98-99 86 Columbus State	71 (12-4)
99-00 63 @ Columbus State	62 (13-4)
99-00 62 Columbus State	77 (13-5)
99-00 72 *Columbus State	82 (13-6)
00-01 84 @ Columbus State	96 (13-7)
00-01 89 Columbus State	94 (13-8)
01-02 82 @ Columbus State	69 (14-8)

Cumberland (KY)	[0-2]	92-93 68 Georgia College	71 (13-9)	95-96 64 @Lander	53 (6-0)
82-83 67 @Cumberland	77 (0-1)	92-93 77 @Georgia Col.	61 (14-8)	96-97 85 @Lander	71 (7-0)
85-86 68 Cumberland	78 (0-2)	93-94 92 Georgia College	79 (15-8)	96-97 85 Lander	69 (8-0)
		93-94 66 @Georgia Col.	79 (16-9)	97-98 75 Lander (OT)	76 (8-1)
Dillard	[2-0]	94-95 88 @Georgia Col.	89 (16-10)	98-99 49 @Lander	74 (8-2)
91-92 81 @Dillard	68 (1-0)	94-95 71 Georgia College	65 (17-10)	98-99 66 Lander	80 (8-3)
98-99 62 Dillard	26 (2-0)	95-96 55 Georgia College	68 (17-11)	98-99 69 Lander	39 (9-3)
		95-96 63 @Georgia Col.	70 (17-12)	99-00 69 Lander	45 (10-3)
Edward Waters	[1-1]	95-96 52 *Georgia College	55 (17-13)	99-00 *65 @Lander	69 (10-4)
83-84 52 @Edward Waters	66 (0-1)	96-97 92 @Georgia Col.	68 (18-13)	00-01 83 @Lander	70 (11-4)
84-85 won by forfeit	(1-1)	96-97 73 Georgia College	66 (19-13)	01-02 70 Lander	52 (12-4)
		96-97 78 *@Georgia Col.	77 (20-13)	01-02 72 @Lander	64 (13-4)
Elon	[1-0]	97-98 78 Georgia Col. (OT)	84 (20-14)	02-03 72 @Lander	70 (14-4)
96-97 74 Elon	64 (1-0)	97-98 73 @Georgia Col.	81 (20-15)	02-03 62 Lander	69 (14-5)
		98-99 84 @Georgia Col.	63 (21-15)	02-03 78 *Lander	60 (15-5)
Emmanuel	[1-0]	98-99 77 Georgia College	69 (22-15)		
98-99 99 Emmanuel (Ga.)	52 (1-0)	99-00 78 @Georgia Col.	72 (23-15)	Lee	[5-5]
		99-00 79 Georgia College	59 (24-15)	82-83 63 Lee	66 (0-1)
Fayetteville State	[1-0]	00-01 78 GC&SU	87 (24-16)	82-83 69 @Lee	62 (1-1)
96-97 99 Fayetteville State	65 (1-0)	00-01 68 @GC&SU	73 (24-17)	83-84 70 @Lee	79 (1-2)
		01-02 62 @GC&SU	65 (24-18)	83-84 67 Lee	80 (1-3)
Flagler	[9-0]	01-02 81 GC&SU	79 (25-18)	84-85 55 @Lee	58 (1-4)
83-84 77 @Flagler	49 (1-0)	02-03 84 GC&SU (3OT)	81 (26-18)	84-85 62 Lee	64 (1-5)
83-84 KSU won by forfeit	(2-0)	02-03 69 @GC&SU	60 (27-18)	85-86 76 Lee	65 (2-5)
84-85 91 Flagler	47 (3-0)			85-86 74 @Lee	64 (3-5)
86-87 85 @Flagler	50 (4-0)	Georgia Southwestern	[12-13]	86-87 62 @Lee	60 (4-5)
87-88 88 Flagler	38 (5-0)	82-83 63 @Georgia SW	68 (0-1)	87-88 91 Lee	90 (5-5)
88-89 86 Flagler	50 (6-0)	82-83 42 Georgia SW	52 (0-2)		
89-90 87 @Flagler	46 (7-0)	83-84 61 Georgia SW	73 (0-3)	Life	[1-0]
89-90 84 Flagler	46 (8-0)	83-84 56 @Georgia SW	62 (0-4)	00-01 76 Life	70 (1-0)
90-91 105 Flagler	36 (9-0)	84-85 62 Georgia SW	71 (0-5)		
		84-85 62 @Georgia SW	84 (0-6)	Limestone	[1-0]
Florida Memorial	[2-0]	85-86 73 @Georgia SW	84 (0-7)	93-94 92 Limestone	59 (1-0)
88-89 94 Fla. Memorial	47 (1-0)	85-86 66 Georgia SW	70 (0-8)		
90-91 108 *Fla. Memorial	48 (2-0)	86-87 62 Georgia SW	70 (0-9)	Lincoln Memorial	[1-1]
		86-87 60 @Georgia SW	75 (0-10)	91-92 80 Lincoln Mem.	70 (1-0)
Florida Southern	[1-1]	87-88 72 Georgia SW	59 (1-10)	92-93 79 @Lincoln Mem.	93 (1-1)
89-90 76 @Fla. Southern	79 (0-1)	87-88 69 @Georgia SW	64 (2-10)		
93-94 52 @Fla. Southern	39 (1-1)	88-89 70 Georgia SW	59 (3-10)	Lindsey Wilson	[1-0]
		88-89 71 *@Georgia SW	64 (4-10)	98-99 67 Lindsey Wilson	53 (1-0)
Florida Tech	[1-0]	89-90 56 @Georgia SW	77 (4-11)		
86-87 85 @Florida Tech	63 (1-0)	89-90 66 Georgia SW	81 (4-12)	Livingstone	[1-0]
		90-91 85 Georgia SW	53 (5-12)	99-00 77 Livingstone	62 (1-0)
Fort Valley State	[0-2]	90-91 96 @Georgia SW	80 (6-12)		
01-02 89 Fort Valley State	92 (0-1)	91-92 87 @Georgia SW	63 (7-12)	Loyola (La.)	[1-0]
02-03 55 @Fort Valley St.	60 (0-2)	91-92 84 Georgia SW	57 (8-12)	98-99 82 Loyola (La.)	50 (1-0)
		92-93 103 Georgia SW	61 (9-12)		
Francis Marion	[8-6]	92-93 76 @Georgia SW	61 (10-12)	Mars Hill	[2-0]
94-95 80 Francis Marion	73 (1-0)	93-94 74 @Georgia SW	82 (10-13)	92-93 65 Mars Hill	55 (1-0)
94-95 73 @Francis Marion	44 (2-0)	93-94 79 Georgia SW	66 (11-13)	93-94 88 Mars Hill	72 (2-0)
95-96 60 @Francis Marion	68 (2-1)	99-00 74 Georgia SW	54 (12-13)		
95-96 54 Francis Marion	51 (3-1)			Michigan-Dearborn	[1-0]
96-97 78 Francis Marion	62 (4-1)	Georgia State	[0-2]	95-96 71 Mich.-Dearborn	57 (1-0)
96-97 69 @Francis Marion	68 (5-1)	93-94 81 @Georgia State	84 (0-1)		
97-98 56 Francis Marion	61 (5-2)	95-96 57 @Georgia State	93 (0-2)	Middle Tennessee State	[0-1]
98-99 76 @Francis Marion	72 (6-2)			87-88 66 @MTSU	83 (0-1)
98-99 74 @Francis Marion	77 (6-3)	Georgia Tech	[0-1]		
99-00 72 Francis Marion	68 (7-3)	82-83 55 @Georgia Tech	68 (0-1)	Midland Lutheran	[0-1]
00-01 73 @Francis Marion	79 (7-4)			95-96 65 Midland Lutheran	79 (0-1)
00-01 57 *Francis Marion	69 (7-5)	Glennville State	[1-0]		
01-02 77 @Francis Marion	70 (7-6)	02-03 79 Glennville State	54 (1-0)	Milligan	[2-0]
02-03 74 Francis Marion	41 (8-6)			87-88 83 @Milligan	50 (1-0)
		High Point	[1-1]	88-89 76 @Milligan	68 (2-0)
Gardner-Webb	[2-0]	92-93 77 High Point	60 (1-0)		
99-00 65 @Gardner-Webb	54 (1-0)	95-96 64 High Point	65 (1-1)	Mississippi U. For Women	[1-0]
00-01 74 Gardner-Webb	64 (2-0)			99-00 64 Miss. U.W.	41 (1-0)
		Huntingdon	[1-0]		
GC&SU	[27-18]	98-99 110 Huntingdon	43 (1-0)	Mobile	[2-0]
83-84 81 @Georgia Col.	65 (1-0)			90-91 69 Mobile	62 (1-0)
83-84 73 Georgia College	70 (2-0)	Jacksonville State	[4-4]	91-92 52 @Mobile	44 (2-0)
84-85 64 Georgia College	74 (2-1)	90-85 70 Jacksonville St	84 (1-0)		
84-85 71 @Georgia Col.	89 (2-2)	90-91 88 @Jacksonville St	104(1-1)	Morris Brown	[1-2]
85-86 79 Georgia College	67 (3-2)	91-92 97 Jacksonville St	85 (2-1)	84-85 68 @Morris Brown	75 (0-1)
85-86 73 @Georgia College	79 (3-3)	91-92 77 @Jacksonville St	79 (2-2)	84-85 45 Morris Brown	87 (0-2)
85-86 73 @Georgia College	79 (3-4)	92-93 63 @Jacksonville St	81 (3-2)	87-88 68 @Morris Brown	52 (1-2)
86-87 79 Georgia College	74 (4-4)	93-94 72 @Jacksonville St	82 (3-3)		
86-87 52 @Georgia Col.	65 (4-5)	93-94 80 Jacksonville St	75 (4-3)		

Montevallo	[12-13]	84-85	52 Paine	69	(0-2)	92-93	78 @Spelman	62	(5-0)
87-88	76 @Montevallo	59	(1-0)						
87-88	70 Montevallo	74	(1-1)	Phillips	[1-0]	Tampa	[1-1]		
88-89	75 Montevallo	50	(2-1)	88-89	87 Phillips	82	(1-0)	87-88	97 @Tampa
88-89	79 @Montevallo	57	(3-1)					73	(1-0)
89-90	80 Montevallo	85	(3-2)	Piedmont	[10-4]	93-94	65 @Tampa	82	(1-1)
89-90	71 @Montevallo	74	(3-3)	82-83	60 Piedmont	63	(0-1)	Tennessee Tech	[1-0]
90-91	82 Montevallo	96	(3-4)	82-83	58 @Piedmont	59	(0-2)	89-90	65 @Tenn. Tech
90-91	60 @Montevallo	75	(3-5)	83-84	96 @Piedmont	60	(1-2)	89-90	65 @Tenn. Tech
91-92	83 Montevallo	85	(3-6)	83-84	72 Piedmont	30	(2-2)		
91-92	73 @Montevallo	76	(3-7)	84-85	71 @Piedmont	65	(3-2)	Tennessee Temple	[6-4]
92-93	64 Montevallo	86	(3-8)	84-85	64 Piedmont	54	(4-2)	82-83	65 Tenn. Temple
93-94	69 @Montevallo	100	(3-9)	85-86	76 @Piedmont	80	(4-3)	82-83	72 @Tenn. Temple
93-94	66 *@Montevallo	85	(3-10)	85-86	81 Piedmont	74	(4-4)	83-84	52 @Tenn. Temple
96-97	67 @Montevallo	62	(4-10)	85-86	82 @Piedmont	66	(5-4)	83-84	48 Tenn. Temple
97-98	76 Montevallo	69	(5-10)	86-87	76 @Piedmont	47	(6-4)	84-85	55 @Tenn. Temple
97-98	70 @Montevallo	74	(5-11)	86-87	78 Piedmont	54	(7-4)	84-85	52 Tenn. Temple
98-99	94 Montevallo	72	(6-11)	87-88	92 Piedmont	52	(8-4)	85-86	81 @Tenn. Temple
99-00	71 @Montevallo	75	(6-12)	88-89	102 Piedmont	39	(9-4)	85-86	63 Tenn. Temple
99-00	85 Montevallo	60	(7-12)	88-89	96 @Piedmont	48	(10-4)	86-87	84 @Tenn. Temple
00-01	76 @Montevallo	58	(8-12)					87-88	101 Tenn. Temple
00-01	80 Montevallo	49	(9-12)	Portland State	[0-1]	Tennessee Wesleyan	[0-1]	82-83	39 @Tenn.Wes.
01-02	81 @Montevallo	51	(10-12)	93-94	59 Portland State	84	(0-1)	82-83	39 @Tenn.Wes.
01-02	70 Montevallo	78	(10-13)						
02-03	73 @Montevallo	56	(11-13)	Presbyterian	[4-0]	Texas Women's	[0-1]	95-96	77 Tex. Woman's
02-03	73 Montevallo	51	(12-13)	95-96	74 Presbyterian	69	(1-0)	95-96	77 Tex. Woman's
				97-98	64 Presbyterian	56	(2-0)		
Newberry	[1-0]	90-91	83 Newberry	60	(1-0)	00-01	83 Presbyterian (OT)	80	(3-0)
						02-03	61 Presbyterian	59	(4-0)
Norfolk State	[0-1]					Rosary	[1-0]		
94-95	74 Norfolk State	109	(0-1)			91-92	94 Rosary	90	(1-0)
North Dakota	[0-1]					St. Leo	[2-0]		
98-99	69 North Dakota	96	(0-1)			86-87	82 @Saint Leo	68	(1-0)
						87-88	78 @Saint Leo	45	(2-0)
North Florida	[8-5]					Shorter	[19-6]		
94-95	54 @No Florida	66	(0-1)			83-84	50 @Shorter	55	(0-1)
97-98	76 @No Florida	66	(1-1)			83-84	59 Shorter	77	(0-2)
97-98	74 No Florida	55	(2-1)			84-85	55 Shorter	87	(0-3)
98-99	79 No Florida	51	(3-1)			84-85	57 @Shorter	86	(0-4)
98-99	63 @No Florida	49	(4-1)			85-86	73 @Shorter	80	(1-4)
99-00	47 @No Florida	48	(4-2)			85-86	76 Shorter	80	(1-5)
99-00	66 No Florida	62	(5-2)			86-87	87 Shorter	74	(2-5)
00-01	59 No Florida	54	(6-2)			86-87	63 @Shorter	65	(2-6)
00-01	74 @No Florida	71	(7-2)			87-88	94 Shorter	70	(3-6)
01-02	64 @No Florida	86	(7-3)			87-88	78 @Shorter	64	(4-6)
01-02	71 No Florida	79	(7-4)			88-89	87 Shorter	64	(5-6)
02-03	76 No Florida	70	(8-4)			88-89	88 @Shorter	69	(6-6)
02-03	66 @No Florida	68	(8-5)			89-90	73 Shorter	58	(7-6)
						89-90	93 @Shorter	87	(8-6)
						90-91	84 Shorter	58	(9-6)
North Georgia	[15-8]					90-91	84 @Shorter	61	(10-6)
83-84	64 No Georgia	58	(1-0)			91-92	74 @Shorter	55	(11-6)
83-84	57 @No Georgia	62	(1-1)			91-92	85 Shorter	49	(12-8)
84-85	63 @No Georgia	73	(1-2)			92-93	70 Shorter	50	(13-6)
85-86	73 @No Georgia	77	(1-3)			92-93	64 @Shorter	59	(14-6)
85-86	83 No Georgia	82	(2-3)			92-93	72 Shorter (PS)	55	(15-6)
86-87	77 @No Georgia	87	(2-4)			93-94	77 @Shorter	73	(16-6)
86-87	67 North Georgia	71	(2-5)			93-94	69 Shorter	65	(17-6)
87-88	78 North Georgia	72	(3-5)			94-95	84 Shorter	68	(18-6)
87-88	60 @No Georgia	64	(3-6)			95-96	73 @Shorter	46	(19-6)
88-89	63 @No Georgia	70	(3-7)						
88-89	78 No Georgia	59	(4-7)			Simon Fraser	[0-1]		
88-89	111 *No Georgia	94	(5-7)			91-92	40 Simon Fraser	77	(0-1)
89-90	64 No Georgia	51	(6-7)						
89-90	69 @No Georgia	72	(6-8)			Southern Maine	[1-0]		
90-91	72 @No Georgia	59	(7-8)			88-89	73 Southern Maine	66	(1-0)
90-91	60 No Georgia	57	(8-8)						
91-92	75 No Georgia	64	(9-8)			Southwest Baptist	[1-0]		
91-92	82 @No Georgia	76	(10-6)			88-89	75 SW Baptist	42	(1-0)
91-92	82 *No Georgia	86	(11-8)						
92-93	84 @No Georgia	64	(12-8)			Spelman	[5-0]		
92-93	71 No Georgia	53	(13-8)			89-90	74 @Spelman	30	(1-0)
93-94	90 No Georgia	61	(14-8)			90-91	86 @Spelman	43	(2-0)
93-94	90 @No Georgia	74	(15-8)			90-91	86 Spelman	46	(3-0)
						91-92	84 Spelman	45	(4-0)
Paine	[0-2]								
84-85	38 @Paine	49	(0-1)						

USC Spartanburg	[12-3]
91-92 81 USCS	56 (1-0)
92-93 57 @USCS	70 (1-1)
93-94 70 USCS	75 (1-2)
94-95 72 USCS	67 (2-2)
94-95 45 @USCS	53 (2-3)
95-96 64 @USCS	60 (3-3)
95-96 76 USCS	71 (4-3)
96-97 93 @USCS	75 (5-3)
96-97 79 USCS (OT)	69 (6-3)
97-98 64 @USCS	61 (7-3)
98-99 79 USCS	54 (8-3)
99-00 62 @USCS	50 (9-3)
00-01 71 USCS	48 (10-3)
01-02 84 USCS	55 (11-3)
02-03 61 @USCS	59 (12-3)

Valdosta State	[5-2]
82-83 46 @Valdosta State	106 (0-1)
88-89 87 Valdosta State	74 (1-1)
89-90 69 @Valdosta State	72 (1-2)
91-92 83 @Valdosta State	66 (2-2)
92-93 80 Valdosta State	70 (3-2)
93-94 77 @Valdosta State	76 (4-2)
00-01 70 Valdosta State	54 (5-2)

Warren Wilson	[1-0]
85-86 82 Warren Wilson	54 (1-0)

West Alabama	[2-0]
99-00 78 West Alabama	48 (1-0)
00-01 72 West Alabama	60 (2-0)

West Florida	[2-0]
88-89 87 West Florida	61 (1-0)
91-92 92 West Florida	67 (2-0)

West Georgia	[7-9]
82-83 63 @West Georgia	82 (0-1)
82-83 47 West Georgia	60 (0-2)
83-84 73 West Georgia	79 (0-3)
83-84 60 @West Georgia	73 (0-4)
84-85 57 @West Georgia	81 (0-5)
85-86 63 West Georgia	59 (1-5)
86-87 79 West Georgia	80 (1-6)
88-89 64 @West Georgia	61 (2-6)
89-90 61 West Georgia	71 (2-7)
92-93 78 West Georgia	62 (3-7)
97-98 68 @West Ga (OT)	70 (3-8)
97-98 76 West Georgia	50 (4-8)
99-00 71 West Georgia	55 (5-8)
00-01 64 @West Georgia	52 (6-8)
02-03 52 @West Georgia	61 (6-9)
02-03 79 West Georgia	64 (7-9)

William Carey	[1-0]
90-91 74 William Carey	68 (1-0)

Wingate	[2-2]
92-93 62 @Wingate	66 (0-1)
99-00 70 Wingate	63 (1-1)
01-02 74 Wingate	62 (2-1)
01-02 56 @Wingate	58 (2-2)

Wofford	[1-0]
87-88 78 @Wofford	55 (1-0)

ALL-TIME WIN-LOSS	W-L	PCT.	LAST
Alabama-Huntsville	3-0	1.000	88-89
Albany State	0-1	.000	93-94
Arkansas Tech	1-0	1.000	97-98
Armstrong Atlantic	16-13	.552	02-03
Auburn-Mont.	8-6	.571	01-02
Augusta State	14-8	.636	02-03
Belmont-Abbey	1-0	1.000	92-93
Bentley	0-1	.000	96-97
Berry	11-19	.367	97-98
Bowie State	2-0	1.000	98-99
Brewton-Parker	10-5	.667	93-94
Bryan	7-0	1.000	87-88
Carson-Newman	3-4	.429	98-99
Catawba	2-1	.667	94-95
Central Arkansas	1-0	1.000	98-99
Central State-OH	0-1	.000	92-93
Central Wesleyan	1-0	1.000	92-93
Charleston-WV	0-1	.000	90-91
Christian Brothers	1-0	1.000	96-97
Claffin	1-3	.250	91-92
Clark Atlanta	1-0	1.000	00-01
Clayton State	20-2	.909	02-03
Coker	3-0	1.000	01-02
Columbus State	15-10	.600	02-03
Covenant	9-0	1.000	86-87
Columbia Union	1-0	1.000	02-03
Cumberland-KY	0-2	.000	85-86
Dillard	2-0	1.000	98-99
Edward Waters	1-1	.500	84-85
Elon	1-0	1.000	96-97
Emmanuel	1-0	1.000	98-99
Fayetteville State	1-0	1.000	96-97
Flagler	9-0	1.000	90-91
Florida Memorial	2-0	1.000	90-91
Florida Southern	1-1	.500	93-94
Florida Tech	1-0	1.000	86-87
Ft. Valley State	0-2	.000	02-03
Francis Marion	8-6	.571	02-03
Gardner-Webb	2-0	1.000	00-01
GC&SU	27-18	.600	02-03
Georgia SW	12-13	.480	99-00
Georgia State	0-2	.000	95-96
Georgia Tech	0-1	.000	82-83
Glenville State	1-0	1.000	02-03
High Point	1-1	.500	95-96
Huntingdon	1-0	1.000	98-99
Jacksonville State	4-4	.500	94-95
Lander	15-5	.750	02-03
Lee	5-5	.500	87-88
Life	1-0	1.000	00-01
Limestone	1-0	1.000	93-94
Lincoln Memorial	1-1	.500	92-93
Lindsey Wilson	1-0	1.000	98-99
Livingstone	1-0	1.000	98-99
Loyola-LA	1-0	1.000	98-99
Mars Hill	2-0	1.000	93-94
Michigan-Dearborn	1-0	1.000	95-96
Middle Tenn State	0-1	.000	87-88
Midland Lutheran	0-1	.000	95-96
Milligan	2-0	1.000	88-89
Miss U. for Women	1-0	1.000	99-00
Mobile-AL	2-0	1.000	91-92
Morris Brown	1-2	.333	87-88
Montevallo	12-13	.480	02-03

OPPONENT	W-L	PCT.	LAST
Newberry	1-0	1.000	90-91
Norfolk State	0-1	.000	94-95
North Dakota	0-1	.000	98-99
North Florida	8-5	.615	01-02
North Georgia	15-8	.652	93-94
Paine	0-2	.000	84-85
Phillips	1-0	1.000	88-89
Piedmont	10-4	.714	88-89
Portland State	0-1	.000	93-94
Presbyterian	4-0	1.000	02-03
Rosary	1-0	1.000	91-92
St. Leo	2-0	1.000	87-88
Shorter	19-6	.760	95-96
Simon Fraser	0-1	.000	91-92
Southern Maine	1-0	1.000	88-89
SW Baptist	1-0	1.000	88-89
Spelman	5-0	1.000	92-93
Tampa	1-1	.500	93-94
Tennessee Tech	1-0	1.000	89-90
Tennessee Temple	6-4	.600	87-88
Tenn. Wesleyan	0-1	.000	82-83
Texas Women's	0-1	.000	95-96
Tift	2-2	.500	84-85
Toccoa Falls	1-0	1.000	82-83
Tusculum	4-0	1.000	99-00
Tuskegee	1-0	1.000	99-00
UNC Pembroke	13-1	.929	01-02
USC Aiken	11-4	.733	02-03
USC Spartanburg	12-3	.800	02-03
Valdosta State	5-2	.714	00-01
Warren Wilson	1-0	1.000	85-86
West Alabama	2-0	1.000	00-01
West Florida	2-0	1.000	91-92
West Georgia	7-9	.438	02-03
William Carey	1-0	1.000	90-91
Wingate	2-2	.500	01-02
Wofford	1-0	1.000	87-88

Year-By-Year	Overall	Conference
82-83	9-14	1-7
83-84	9-19	5-11
84-85	9-21	4-14
85-86	16-12	7-11
86-87	19-9	4-8
87-88	24-8	10-2
88-89	24-4	12-2
89-90	15-14	7-5
90-91	20-11	9-3
91-92	22-9	10-2
92-93	19-11	9-3
93-94	18-11	--
94-95	15-12	12-6
95-96	17-12	12-6
96-97	30-2	17-1
97-98	18-10	10-6
98-99	28-4	14-2
99-00	25-5	14-2
00-01	19-8	10-6
01-02	17-10	13-6
02-03	16-13	9-10
TOTAL	389-219	189-113
NAIA	204-143	78-68
NCAA	185-76	111-45
PEACH BELT	--	111-45



BUFFALO WILD WINGS
★ GRILL & BAR ★

1st Atlanta location!

125 Ernest Barrett Parkway • Marietta, GA

678.354.WING

Check out our website for other locations
www.buffalowildwings.com

GUARANTEED
not to be regifted.



Featuring

Award-Winning Wings

12 Signature Sauces

Full Menu

30¢ Wings on Tuesdays

50¢ Legs on Wednesdays

Dine In or Takeout



Daily Drink Specials

Big Screens & Satellite TV

Hot Sports Action

FREE NTN Trivia

NFL Direct Ticket

**WINGS.
BEER.
SPORTS.**
ALL THE ESSENTIALS.



TACO MAC



Taco Mac at
Town Center offers
STUDENTS and FACULTY
20% OFF FOOD with a valid
KSU ID!

*Come to TACO MAC after the game and watch all of the
NFL, NCAA, NHL & MLB games on our BIG SCREEN TV!*

2615 George Busbee Pkwy Kennesaw, GA 30144 770-426-1515



Lady Owls Single Season Top Ten List

POINTS PER GAME

1	Joanna Cuprys	1996-97	26.0
2	Sarah McAllister	1995-96	22.7
3	Sharon Baldwin	1986-87	20.2
4	Amie Kane	2000-01	20.0
5	Kelly Alsop	1987-88	19.5
6	Denisha Ferguson	2002-03	19.0
7	Kelly Alsop	1988-89	18.1
7	Sharon Baldwin	1985-86	18.1
9	Amie Kane	1999-00	17.0
9	Sarah McAllister	1996-97	17.0

ASSISTS

1	Rima Brazenas	1998-99	263
2	Gina Waldrip	1989-90	220
3	Shannon Bradley	1993-94	185
4	Sherry Blackwell	1988-89	176
4	Rima Brazenas	1999-00	176
6	Stacie Jordan	1991-92	156
7	Janet Chadwick	1995-96	144
8	Shannon Bradley	1992-93	143
9	Stacie Jordan	1990-91	136
10	Pam Fields	1987-88	134

REBOUNDS PER GAME

1	Denisha Ferguson	2001-02	10.7
2	Denisha Ferguson	2002-03	9.7
3	Beth Horne	1983-84	9.6
4	Kim Watts	1995-96	9.4
5	Dion Thornton	1997-98	9.3
6	Kelly Alsop	1987-88	9.1
7	Mindi Beaver	1989-90	8.8
8	Vandi Smith	1984-85	8.7
9	Dion Thornton	1998-99	8.6
9	Kelly Alsop	1986-87	8.6

FREE-THROWS MADE

1	Kelly Alsop	1987-88	158
2	Joanna Cuprys	1996-97	137
3	Monika Dajksler	2000-01	134
3	Amie Kane	2000-01	134
5	Sarah McAllister	1995-96	133
6	Denisha Ferguson	2002-03	125
7	Kelly Alsop	1988-89	118
8	Shannon Bradley	1993-94	115
9	Tracey Marchmann	1991-92	112
10	Dion Thornton	1998-99	109

THREE-POINTERS MADE

1	Joanna Cuprys	1996-97	92
2	Shannon Bradley	1992-93	58
3	Malgorzata Morka	2001-02	57
3	Shannon Bradley	1993-94	57
5	Suzanne Shirley	1994-95	55
6	Monika Dajksler	2000-01	52
6	Sherry Swindell	1991-92	52
6	Sherry Swindell	1990-91	52
9	Sherry Swindell	1989-90	44
10	Malgorzata Morka	2002-03	43

POINTS

1	Joanna Cuprys	1996-97	807
2	Sarah McAllister	1995-96	657
3	Kelly Alsop	1987-88	604
4	Denisha Ferguson	2002-03	551
5	Amie Kane	2000-01	539
6	Sarah McAllister	1996-97	526
7	Amie Kane	1999-00	523
8	Sharon Baldwin	1985-86	508
9	Kelly Alsop	1988-89	506
10	Dion Thornton	1998-99	503

STEALS

1	Rima Brazenas	1999-00	144
2	Rima Brazenas	1998-99	123
3	Jenny Trammell	1989-90	108
4	Tracey Marchman	1991-92	105
4	Sharon Baldwin	1985-86	105
6	Shannon Bradley	1993-94	93
7	April Barton	1987-88	90
8	Joanna Cuprys	1996-97	87
9	Shannon Bradley	1992-93	85
10	April Barton	1988-89	84

FIELD GOALS MADE

1	Joanna Cuprys	1996-97	289
2	Sarah McAllister	1995-96	261
3	Kelly Alsop	1987-88	223
4	DeWayna Jacobs	1991-92	215
5	Denisha Ferguson	2002-03	212
6	Sarah McAllister	1996-97	210
7	Amie Kane	1999-00	209
8	Sharon Baldwin	1985-86	207
9	Justyna Stanioch	1998-99	203
10	Dion Thornton	1998-99	197

FREE-THROW ATTEMPTS

1	Kelly Alsop	1987-88	216
2	Sarah McAllister	1995-96	179
3	Monika Dajksler	2000-01	171
3	Amie Kane	2000-01	171
5	Joanna Cuprys	1996-97	163
6	Dion Thornton	1998-99	161
7	Denisha Ferguson	2002-03	156
8	Sarah McAllister	1996-97	155
9	Justyna Stanioch	1998-99	151
10	Kelly Alsop	1988-89	149

THREE-POINTERS ATTEMPTED

1	Joanna Cuprys	1996-97	187
2	Shannon Bradley	1992-93	169
3	Malgorzata Morka	2001-02	164
4	Suzanne Shirley	1994-95	161
5	Shannon Bradley	1993-94	143
6	Monika Dajksler	2000-01	140
7	Tara Solomon	1992-93	118
8	Mareme Konate	2001-02	116
9	Malgorzata Morka	2002-03	109
10	Shannon Bradley	1990-91	104

BLOCKS

1	Ewelina Zmuda	1999-00	72
2	DeWayna Jacobs	1990-91	65
3	DeWayna Jacobs	1991-92	64
4	Beth Horne	1983-84	55
5	Joanna Cuprys	1996-97	49
6	Jennie Henderson	1987-88	43
7	Dion Thornton	1998-99	40
8	Ewelina Zmuda	1997-98	34
9	Jennie Henderson	1986-87	33
10	Dion Thornton	1997-98	29

REBOUNDS

1	Kelly Alsop	1987-88	283
2	Denisha Ferguson	2002-03	280
3	Denisha Ferguson	2001-02	277
4	Dion Thornton	1998-99	274
5	Kim Watts	1995-96	263
6	Dion Thornton	1997-98	261
7	Beth Horne	1983-84	260
8	Vandi Smith	1984-85	251
9	Dion Thornton	1990-91	250
10	Ardith Gibbons	1993-94	246

FIELD GOAL ATTEMPTS

1	Joanna Cuprys	1996-97	555
2	Sarah McAllister	1995-96	488
3	Amie Kane	1999-00	451
4	Amie Kane	1998-99	423
4	Monika Dajksler	2000-01	423
6	Sarah McAllister	1996-97	420
7	DeWayna Jacobs	1991-92	416
8	Sandra Roberts	1983-84	404
8	Donna Stevenson	1984-85	404
10	Kelly Alsop	1987-88	403

FREE-THROW PERCENTAGE

1	Joanna Cuprys	1996-97	84.0
2	Tracey Marchmann	1990-91	80.7
3	Denisha Ferguson	2002-03	80.1
4	Kelly Alsop	1988-89	79.2
5	Monika Dajksler	2000-01	78.4
5	Amie Kane	2000-01	78.4
7	Tracey Marchmann	1991-92	78.3
8	Amie Kane	1999-00	76.4
9	Shannon Bradley	1992-93	76.0
10	Sarah McAllister	1995-96	74.3

THREE-POINT PERCENTAGE

1	Sherry Swindell	1989-90	53.7
2	Sherry Swindell	1991-92	49.5
2	Sherry Swindell	1990-91	49.5
4	Joanna Cuprys	1996-97	49.2
5	Rima Brazenas	1999-00	44.0
6	Rima Brazenas	1998-99	40.4
7	Shannon Bradley	1993-94	39.9
8	Cindy Combs	1995-96	39.6
9	Malgorzata Morka	2002-03	39.4
10	Shannon Bradley	1990-91	38.5



Sarah McAllister
1993-97



Lady Owls Career Top Ten List

POINTS PER GAME

1	Joanna Cuprys	1996-97	26.0
2	Amie Kane	1999-01	19.0
3	Sharon Baldwin	1985-87	18.9
4	Denisha Ferguson 2000-	17.7	
4	Sarah McAllister	1993-97	17.1
6	Justyna Stanioch	1996-99	16.8
7	Kelly Alsup	1985-89	16.1
8	Dion Thornton	1997-99	15.4
9	DeWayna Jacobs	1990-92	14.7
10	Tara Solomon	1992-94	13.0

STEALS

1	April Barton	1985-89	270
2	Rima Brazenas	1998-00	267
3	Shannon Bradley	1990-94	264
4	Jenni Trammell	1988-92	251
5	Amie Kane	1999-01	246
6	Gina Waldrip	1986-90	222
7	Army Anglin	1996-00	208
8	Mandy Thomas	1996-98	196
9	Kelly Alsup	1985-89	178
10	Mindi Beaver	1987-91	174

FIELD GOAL ATTEMPTS

1	Sarah McAllister	1993-97	1540
2	Kelly Alsup	1985-89	1344
3	Shannon Bradley	1990-94	1311
4	Mindi Beaver	1987-91	1258
5	Janet Chadwick	1994-98	1135
6	Monika Dajksler	1997-01	1122
7	April Barton	1985-89	934
8	Kim Watts	1992-96	894
9	Amie Kane	1999-01	874
10	Sherry Swindell	1989-92	772

ASSISTS

1	Shannon Bradley	1990-94	478
2	Rima Brazenas	1998-00	439
3	Gina Waldrip	1986-90	390
4	April Barton	1985-89	368
5	Janet Chadwick	1994-98	362
6	Lauren Gaines 1999-	322	
7	Jenny Trammell	1988-92	310
8	Sherry Blackwell	1987-90	309
9	Army Anglin	1996-00	307
10	Monika Dajksler	1997-01	302

FIELD GOALS MADE

1	Sarah McAllister	1993-97	820
2	Kelly Alsup	1985-89	696
3	Mindi Beaver	1987-91	618
4	Shannon Bradley	1990-94	502
5	Monika Dajksler	1997-01	494
6	Janet Chadwick	1994-98	490
7	Kim Watts	1992-96	427
8	April Barton	1985-89	425
9	DeWayna Jacobs	1990-92	406
10	Amie Kane	1999-01	399

FREE-THROW PERCENTAGE

1	Tracey Marchmann	1990-92	79.4
2	Amie Kane	1999-01	77.6
3	Denisha Ferguson 2000-	75.6	
3	Monika Dajksler	1997-01	75.6
5	Kelly Alsup	1985-89	74.4
6	Janet Chadwick	1994-96	72.5
7	Shannon Bradley	1990-94	71.4
8	April Willingham	1989-93	70.7
9	Ardith Gibbons	1992-96	70.1
10	April Barton	1985-89	69.3

REBOUNDS PER GAME

1	Denisha Ferguson 2000-	9.9	
2	Beth Horne	1982-84	9.0
3	Dion Thornton	1997-99	8.9
4	Kelly Alsup	1985-89	8.1
4	Sheila Willis	1982-83	8.1
6	DeWayna Jacobs	1990-92	7.9
6	Joanna Cuprys	1996-97	7.9
8	Pam Fields	1986-88	7.2
8	Kim Watts	1992-96	7.1
10	Ardith Gibbons	1992-96	6.6

FREE-THROW ATTEMPTS

1	Kelly Alsup	1985-89	602
2	Sarah McAllister	1993-97	511
3	Shannon Bradley	1990-94	455
4	Mindi Beaver	1987-91	404
5	Monika Dajksler	1997-01	373
6	Conny Trundle	1988-91	343
7	Kim Watts	1992-96	337
8	Dion Thornton	1997-99	292
9	Justyna Stanioch	1996-99	289
10	Janet Chadwick	1994-98	284

THREE-POINT PERCENTAGE

1	Sherry Swindell	1989-92	50.7
2	Joanna Cuprys	1996-97	49.2
3	Rima Brazenas	1998-00	42.2
4	Cindy Combs	1994-95	39.8
5	Tracey Marchmann	1990-92	38.1
6	Malgorzata Morka 2001-	36.7	
6	Shannon Bradley	1990-94	36.7
8	Janet Chadwick	1994-98	36.2
9	Monika Dajksler	1997-01	35.7
10	Suzan Shirley	1994-95	34.2

FREE-THROWS MADE

1	Kelly Alsup	1987-88	448
2	Sarah McAllister	1993-97	338
3	Shannon Bradley	1990-94	325
4	Monika Dajksler	1997-01	282
5	Mindi Beaver	1987-91	270
6	Amie Kane	1999-01	218
7	Kim Watts	1992-96	210
7	Conny Trundle	1988-91	210
9	Janet Chadwick	1994-98	206
10	Denisha Ferguson 2000-	204	

THREE-POINTERS ATTEMPTED

1	Shannon Bradley	1990-94	499
2	Sherry Swindell	1989-92	292
3	Malgorzata Morka 2001-	273	
4	Tara Solomon	1992-94	208
5	Janet Chadwick	1994-98	207
6	Monika Dajksler	1997-01	196
7	Rima Brazenas	1998-00	194
8	Joanna Cuprys	1996-97	187
9	Suzan Shirley	1994-95	161
10	Amie Kane	1999-01	155

THREE-POINTERS MADE

1	Shannon Bradley	1990-94	183
2	Sherry Swindell	1989-92	148
3	Joanna Cuprys	1996-97	92
4	Malgorzata Morka 2001-	90	
5	Rima Brazenas	1998-00	82
6	Janet Chadwick	1994-98	75
7	Tara Solomon	1992-94	71
8	Monika Dajksler	1997-01	70
9	Suzan Shirley	1994-95	55
10	Amie Kane	1999-01	46

BLOCKS

1	Ewelina Zmuda	1997-00	130
2	DeWayna Jacobs	1990-92	129
3	Jenni Henderson	1986-89	104
4	Beth Horne	1982-84	75
5	Dion Thornton	1997-99	69
6	Mindi Beaver	1987-91	65
7	Janet Chadwick	1994-98	54
8	Kelly Alsup	1985-89	52
9	Justyna Stanioch	1996-99	50
10	Joanna Cuprys	1996-97	49

POINTS

1	Sarah McAllister	1993-97	1983
2	Kelly Alsup	1985-89	1840
3	Shannon Bradley	1990-94	1512
4	Mindi Beaver	1987-91	1506
5	Janet Chadwick	1994-98	1369
6	Monika Dajksler	1997-01	1186
7	Kim Watts	1992-96	1066
8	Amie Kane	1999-01	1062
9	April Barton	1985-89	1015
10	Denisha Ferguson 2000-	992	

REBOUNDS

1	Kelly Alsup	1985-89	922
2	Kim Watts	1992-96	800
3	Mindi Beaver	1987-91	728
4	Denisha Ferguson 2000-	557	
5	Ardith Gibbons	1992-95	570
6	Dion Thornton	1997-99	535
6	Shannon Bradley	1990-94	535
8	Janet Chadwick	1994-98	532
9	DeWayna Jacobs	1990-92	486
10	Beth Horne	1982-84	448



Joanna Cuprys
1996-97



Lady Owl Year-by-Year Individual Leaders

FIELD GOALS MADE		POINTS		FREE THROWS ATTEMPTED				
1982-83	Shelia Willis	1982-83	Shelia Willis	299	1982-83	Beth Home	110	
1983-84	Sandra Roberts	168	1983-84	Sandra Roberts	379	1983-84	Beth Home	132
1984-85	Donna Stevenson	172	1984-85	Donna Stevenson	414	1984-85	Vandi Smith	115
1985-86	Sharon Baldwin	207	1985-86	Sharon Baldwin	508	1985-86	Sharon Baldwin	127
1986-87	Kelly Alsop	162	1986-87	Kelly Alsop	429	1986-87	Kelly Alsop	149
1987-88	Kelly Alsop	223	1987-88	Kelly Alsop	604	1987-88	Kelly Alsop	216*
1988-89	Kelly Alsop	194	1988-89	Kelly Alsop	506	1988-89	Kelly Alsop	149
1989-90	Mindi Beaver	182	1989-90	Mindi Beaver	446	1989-90	Conny Trundle	148
1990-91	DeWayna Jacobs	191	1990-91	DeWayna Jacobs	436	1990-91	Conny Trundle	117
1991-92	DeWayna Jacobs	215	1991-92	DeWayna Jacobs	480	1991-92	Tracey Marchman	143
1992-93	Tara Solomon	160	1992-93	Shannon Bradley	417	1992-93	Shannon Bradley	104
1993-94	Sarah McAllister	187	1993-94	Shannon Bradley	462	1993-94	Shannon Bradley	163
1994-95	Sarah McAllister	162	1994-95	Sarah McAllister	380	1994-95	Ardith Gibbons	97
1995-96	Sarah McAllister	261	1995-96	Sarah McAllister	657	1995-96	Sarah McAllister	179
1996-97	Joanna Cuprys	289*	1996-97	Joanna Cuprys	809*	1996-97	Joanna Cuprys	163
1997-98	Dion Thornton	173	1997-98	Thornton, Chadwick	423	1997-98	Dion Thornton	131
1998-99	Justyna Stanioch	203	1998-99	Justyna Stanioch	494	1998-99	Dion Thornton	161
1999-00	Amie Kane	209	1999-00	Amie Kane	523	1999-00	Amie Kane	110
2000-01	Amie Kane	190	2000-01	Amie Kane	539	2000-01	Amie Kane	171
2001-02	Denisha Ferguson 181		2001-02	Denisha Ferguson 441		2001-02	Denisha Ferguson 114	
2002-03	Denisha Ferguson 212		2002-03	Denisha Ferguson 551		2002-03	Denisha Ferguson 156	
FIELD GOALS ATTEMPTED		POINTS PER GAME		FREE THROW PERCENTAGE				
1982-83	Shelia Willis	284	1982-83	Shelia Willis	13.0	1982-83	Shelia Willis	67.2
1983-84	Sandra Roberts	404	1983-84	Sandra Roberts	14.0	1983-84	Jennifer Turner	79.6
1984-85	Donna Stevenson	404	1984-85	Donna Stevenson	14.3	1984-85	Beverly Fldings	76.9
1985-86	Sharon Baldwin	399	1985-86	Sharon Baldwin	18.1	1985-86	Sharon Baldwin	74.0
1986-87	Kelly Alsop	343	1986-87	Sharon Baldwin	20.2	1986-87	Kelly Alsop	70.5
1987-88	Kelly Alsop	403	1987-88	Kelly Alsop	19.5	1987-88	Kelly Alsop	73.1
1988-89	Kelly Alsop	335	1988-89	Kelly Alsop	18.1	1988-89	Kelly Alsop	79.2
1989-90	Mindi Beaver	360	1989-90	Mindi Beaver	15.4	1989-90	Mandy Hammett	72.7
1990-91	DeWayna Jacobs	355	1990-91	DeWayna Jacobs	14.1	1990-91	Tracy Marchman	80.7
1991-92	DeWayna Jacobs	416	1991-92	DeWayna Jacobs	15.5	1991-92	Tracy Marchman	78.3
1992-93	Shannon Bradley	398	1992-93	Shannon Bradley	13.9	1992-93	Shannon Bradley	76.0
1993-94	Shannon Bradley	369	1993-94	Shannon Bradley	15.9	1993-94	Ardith Gibbons	73.7
1994-95	Suzan Shirley	290	1994-95	Sarah McAllister	14.1	1994-95	Suzan Shirley	77.2
1995-96	Sarah McAllister	488	1995-96	Sarah McAllister	22.7	1995-96	Sarah McAllister	74.3
1996-97	Joanna Cuprys	555*	1996-97	Joanna Cuprys	26.0*	1996-97	Joanna Cuprys	84.0*
1997-98	Janet Chadwick	307	1997-98	Janet Chadwick	16.3	1997-98	Janet Chadwick	83.5
1998-99	Justyna Stanioch	357	1998-99	Justyna Stanioch	16.5	1998-99	Monika Dajksler	76.3
1999-00	Amie Kane	451	1999-00	Amie Kane	18.0	1999-00	Monika Dajksler	81.9
2000-01	Amie Kane	423	2000-01	Amie Kane	20.0	2000-01	Monika Dajksler	80.4
2001-02	Denisha Ferguson 357		2001-02	Denisha Ferguson 16.3		2001-02	Malgorzata Morka 73.4	
2002-03	Denisha Ferguson 386		2002-03	Denisha Ferguson 19.0		2002-03	Denisha Ferguson 80.1	
FIELD GOAL PERCENTAGE		FREE THROWS MADE						
1982-83	Shelia Willis	45.8	1982-83			Beth Home	61	
1983-84	Beth Home	44.5	1983-84			Beth Home	76	
1984-85	Vandi Smith	43.3	1984-85			Donna Stevenson	70	
1985-86	Sharon Baldwin	51.9	1985-86			Sharon Baldwin	94	
1986-87	Sharon Baldwin	55.3	1986-87			Kelly Alsop	105	
1987-88	Kelly Alsop	55.3	1987-88			Kelly Alsop	158*	
1988-89	Kelly Alsop	57.9	1988-89			Kelly Alsop	118	
1989-90	Mandy Hammett	57.2	1989-90			Conny Trundle	100	
1990-91	DeWayna Jacobs	53.8	1990-91			Tracy Marchman	92	
1991-92	Monica Fouch	55.8	1991-92			Tracy Marchman	112	
1992-93	Monica Fouch	58.1*	1992-93			Shannon Bradley	79	
1993-94	Sarah McAllister	53.4	1993-94			Shannon Bradley	115	
1994-95	Sarah McAllister	57.4	1994-95			Ardith Gibbons	67	
1995-96	Sarah McAllister	53.5	1995-96			Sarah McAllister	133	
1996-97	Janet Chadwick	52.9	1996-97			Joanna Cuprys	137	
1997-98	Dion Thornton	57.3	1997-98			Dion Thornton	77	
1998-99	Justyna Stanioch	56.9	1998-99			Dion Thornton	109	
1999-00	Rima Brezenas	52.5	1999-00			Amie Kane	84	
2000-01	Anna Szaniecka	52.2	2000-01			Amie Kane	134	
2001-02	Denisha Ferguson 50.7		2001-02	Denisha Ferguson 79				
2002-03	Denisha Ferguson 54.9		2002-03	Denisha Ferguson 125				

Amie Kane
1999-01



Lady Owl Year-by-Year Individual Leaders

THREE POINTERS MADE

1982-83	--	
1983-84	--	
1984-85	--	
1985-86	--	
1986-87	--	
1987-88	Tracy Lewis	14
1988-89	Sherry Blackwell	14
1989-90	Sherry Swindell	44
1990-91	Sherry Swindell	52
1991-92	Sherry Swindell	52
1992-93	Shannon Bradley	58
1993-94	Shannon Bradley	57
1994-95	Suzan Shirley	55
1995-96	Janet Chadwick	25
1996-97	Joanna Cuprys	92*
1997-98	Janet Chadwick	27
1998-99	Rima Brezenas	38
1999-00	Rima Brezenas	44
2000-01	Monika Dajksler	52
2001-02	Malgorzata Morka	57
2002-03	Malgorzata Morka	43

THREE POINTERS ATTEMPTED

1982-83	--	
1983-84	--	
1984-85	--	
1985-86	--	
1986-87	--	
1987-88	Tracy Lewis	36
1988-89	Sherry Blackwell	43
1989-90	Sherry Swindell	82
1990-91	Sherry Swindell	105
1991-92	Sherry Swindell	105
1992-93	Shannon Bradley	169
1993-94	Shannon Bradley	143
1994-95	Suzan Shirley	161
1995-96	Janet Chadwick	84
1996-97	Joanna Cuprys	187*
1997-98	Amy Anglin	61
1998-99	Rima Brezenas	94
1999-00	Rima Brezenas	100
2000-01	Monika Dajksler	140
2001-02	Malgorzata Morka	164
2002-03	Malgorzata Morka	109

THREE POINT PERCENTAGE

1982-83	--	
1983-84	--	
1984-85	--	
1985-86	--	
1986-87	--	
1987-88	Tracy Lewis	38.9
1988-89	Sherry Blackwell	32.6
1989-90	Sherry Swindell	53.7*
1990-91	Sherry Swindell	49.5
1991-92	Sherry Swindell	49.5
1992-93	Shannon Bradley	34.3
1993-94	Shannon Bradley	39.9
1994-95	Cindy Combs	39.8
1995-96	Meredith Inman	37.5
1996-97	Joanna Cuprys	49.2
1997-98	Janet Chadwick	46.6
1998-99	Rima Brezenas	40.4
1999-00	Rima Brezenas	44.0
2000-01	Monika Dajksler	37.1
2001-02	Malgorzata Morka	34.8
2002-03	Malgorzata Morka	39.4

REBOUNDS

1982-83	Beth Home	188
1983-84	Beth Home	260
1984-85	Vandi Smith	251
1985-86	Kelly Alsop	219
1986-87	Kelly Alsop	241
1987-88	Kelly Alsop	283*
1988-89	Kelly Alsop	179
1989-90	Mindi Beaver	236
1990-91	DeWayna Jacobs	250
1991-92	DeWayna Jacobs	236
1992-93	Kim Watts	203
1993-94	Ardith Gibbons	246
1994-95	Ardith Gibbons	194
1995-96	Kim Watts	263
1996-97	Joanna Cuprys	244
1997-98	Dion Thornton	261
1998-99	Dion Thornton	274
1999-00	Ewelina Zmuda	170
2000-01	Anna Szaniecka	191
2001-02	Denisha Ferguson	277
2002-03	Denisha Ferguson	280

REBOUNDS PER GAME

1982-83	Beth Home	8.2
1983-84	Beth Home	9.6
1984-85	Vandi Smith	8.7
1985-86	Kelly Alsop	8.1
1986-87	Kelly Alsop	8.6
1987-88	Kelly Alsop	9.1
1988-89	Kelly Alsop	6.4
1989-90	Mindi Beaver	8.8
1990-91	DeWayna Jacobs	8.1
1991-92	DeWayna Jacobs	7.6
1992-93	Monica Fouch	7.6
1993-94	Ardith Gibbons	8.5
1994-95	Ardith Gibbons	7.2
1995-96	Kim Watts	9.4
1996-97	Joanna Cuprys	7.9
1997-98	Dion Thornton	9.3
1998-99	Dion Thornton	8.6
1999-00	Ewelina Zmuda	5.7
2000-01	Anna Szaniecka	7.1
2001-02	Denisha Ferguson	10.3*
2002-03	Denisha Ferguson	9.7

STEALS


1982-83	Sharon Willis	34
1983-84	Sandra Roberts	55
1984-85	Marie O'Brien	52
1985-86	Sharon Baldwin	105
1986-87	Baldwin, Pam Fields	67
1987-88	April Barton	90
1988-89	April Barton	84
1989-90	Jenny Trammell	108
1990-91	Tracy Marchman	62
1991-92	Tracy Marchman	105
1992-93	Shannon Bradley	85
1993-94	Shannon Bradley	93
1994-95	Suzan Shirley	45
1995-96	Janet Chadwick	60
1996-97	Joanna Cuprys	70
1997-98	Mandy Thomas	52
1998-99	Rima Brezenas	123
1999-00	Rima Brezenas	144*
2000-01	Amie Kane	87
2001-02	Mareme Konate	42
2002-03	Kristina usaite	40

ASSISTS

1982-83	Lisa Alexander	124
1983-84	Sandra Roberts	75
1984-85	Sandra Roberts	56
1985-86	Sharon Baldwin	97
1986-87	Robin Shaw	109
1987-88	Pam Fields	134
1988-89	Sherry Blackwell	176
1989-90	Gina Waldrup	220
1990-91	Staci Jordan	136
1991-92	Staci Jordan	156
1992-93	Shannon Bradley	143
1993-94	Shannon Bradley	185
1994-95	Condy Combs	106
1995-96	Janet Chadwick	144
1996-97	Christi Martin	101
1997-98	Mandy Thomas	110
1998-99	Rima Brezenas	263*
1999-00	Rima Brezenas	176
2000-01	Lauren Gaines	81
2001-02	Lauren Gaines	109
2002-03	Lauren Gaines	132

BLOCKED SHOTS

1982-83	Beth Home	20
1983-84	Beth Home	55
1984-85	Roberts, Stevenson	9
1985-86	Angie Penrod	25
1986-87	Jenny Henderson	33
1987-88	Jenny Henderson	43
1988-89	Jenny Henderson	28
1989-90	Beaver, Hammett15	
1990-91	DeWayna Jacobs	65
1991-92	DeWayna Jacobs	64
1992-93	Kim Watts	14
1993-94	Sarah McAllister	13
1994-95	Ardith Gibbons	11
1995-96	Janet Chadwick	21
1996-97	Joanna Cuprys	49
1997-98	Ewelina Zmuda	34
1998-99	Dion Thornton	40
1999-00	Ewelina Zmuda	72*
2000-01	Justine Pivac	24
2001-02	Denisha Ferguson	19
2002-03	Kristina Usaite	24



Rima Brazenas
1998-00



Lady Owl Team Records

LADY OWL TEAM RECORDS

Most Points

117 vs Covenant, December 3, 1986

Fewest Points

38 vs Paine, January 7, 1985

Most Points Allowed

109 vs Norfolk State, December 17, 1994

Fewest Points Allowed

26 vs Dillard, December 30, 1998

Most Points Both Teams Combined

205 vs North Georgia, March 2, 1988
(Kennesaw State 111, North Georgia 94)

Fewest Points Both Teams

87 vs Paine, January 7, 1985
(Paine 49 Kennesaw State 38)

Largest Winning Margin

69 vs Flagler, December 8, 1990
(Kennesaw State 105, Flagler 36)

Largest Losing Margin

60 vs Valdosta State, February 16, 1983
(Valdosta State 106, Kennesaw State 46)

Most Field Goals Attempted

91 vs Piedmont, January 18, 1989

Most Field Goals Made

51 vs Covenant, December 3, 1986

Highest Field Goal Percentage

64.4 vs Berry, January 20, 1993

Most Free Throws Attempted

62 vs North Georgia, March 2, 1988

Most Free Throws Made

45 vs North Georgia, March 2, 1988

Highest Free Throw Percentage

1.000 (18-18) vs Berry, February 10, 1988

Most Three Point Shots Attempted

27 vs Georgia College & State, January 18, 2003

Most Three Point Shots Made

12 vs Shorter, February 19, 1992

Best Three Point Field Goal Percentage

1.000 vs Berry, January 24, 1990

Most Rebounds

67 vs Georgia Southwestern, January 6, 1994

Most Assists

34 vs West Florida, November 11, 1988

Most Steals

27 vs Tennessee Temple, November 10, 1986

Most Blocked Shots

10 vs Gardner-Webb, November 22, 1997





Lady Owl Individual Records

LADY OWL INDIVIDUAL RECORDS

Most Points

40, Joanna Cuprys vs UNC Pembroke, January 25, 1997

Most Field Goals Attempted

32, Joanna Cuprys vs USC Spartanburg, January 8, 1997

Most Field Goals Made

16, Joanna Cuprys vs UNC Pembroke, January 8, 1997

Best Field Goal Percentage

1.000 (8-8), Kelly Alsup vs Augusta State, November 23, 1985

Most Free Throws Attempted

22, Kelly Alsup vs Montevallo, November 16, 1987

Most Free Throws Made

14, Kelly Alsup vs Phillips, January 14, 1989

14, Tracey Marchman vs North Georgia, February 8, 1992

14, Sarah McAllister vs Fayetteville State, March 7, 1997

Best Free Throw Percentage

1.000 (12-12), Joanna Cuprys vs Carson-Newman, November 16, 1996

Most Three Point Shots Attempted

14, Suzan Shirley vs Georgia College and State University, January 18, 1995

Most Three Point Shots Made

9, Joanna Cuprys vs Columbus State, January 6, 1997

Best Three Point Field Goal Percentage

1.000, Sherry Swindell

Most Rebounds

24, Vandl Smith vs Augusta State, February 13, 1985

Most Assists

17, Rima Brazenas vs Augusta State, January 27, 1999

17, Rima Brazenas vs Bowie State, March 5, 1999

Most Steals

12, Sharon Baldwin vs Tennessee Temple, November 14, 1985

Most Blocked Shots

8, Jenni Henderson vs Montevallo, November 16, 1987

8, DeWayna Jacobs vs Georgia College & State, February 2, 1991



Sarah
McAllister



Joanna
Cuprys



Kelly
Alsup

**We All Love to be Treated
Like Someone Special . . .**



**at Rafferty's
Today's Special is You**

Now Open Daily at 11:00AM

Rafferty's
RESTAURANT & BAR

The American Grille

2501 Cobb Place Lane N.W.
792-8001



Year-by-Year Team Statistics

Points	FG Attempts		FT Attempts		3- PT ATTEMPTS		STEALS		
1982-83	1380	1982-83	1417	1982-83	442	1982-83	---	1982-83	200
1983-84	1717	1983-84	1722	1983-84	520	1983-84	---	1983-84	274
1984-85	1868	1984-85	1942	1984-85	527	1984-85	---	1984-85	352
1985-86	2111	1985-86	1934	1985-86	651	1985-86	---	1985-86	430
1986-87	2199	1986-87	1948	1986-87	560	1986-87	---	1986-87	434
1987-88	2539	1987-88	2150	1987-88	777	1987-88	59	1987-88	495
1988-89	2205	1988-89	1746	1988-89	609	1988-89	59	1988-89	428
1989-90	2128	1989-90	1671	1989-90	652	1989-90	104	1989-90	365
1990-91	2433	1990-91	1991	1990-91	749	1990-91	264	1990-91	392
1991-92	2424	1991-92	1954	1991-92	674	1991-92	251	1991-92	386
1992-93	2130	1992-93	1819	1992-93	592	1992-93	356	1992-93	366
1993-94	2180	1993-94	1881	1993-94	681	1993-94	344	1993-94	305
1994-95	1985	1994-95	1734	1994-95	641	1994-95	366	1994-95	312
1995-96	1973	1995-96	1663	1995-96	655	1995-96	191	1995-96	322
1996-97	2581	1996-97	2011	1996-97	723	1996-97	292	1996-97	373
1997-98	2081	1997-98	1709	1997-98	627	1997-98	156	1997-98	297
1998-99	2526	1998-99	2090	1998-99	751	1998-99	166	1998-99	416
1999-00	2180	1999-00	1867	1999-00	587	1999-00	229	1999-00	417
2000-01	2027	2000-01	1748	2000-01	611	2000-01	427	2000-01	30
2001-02	1963	2001-02	1709	2001-02	502	2001-02	462	2001-02	256
2002-03	1992	2002-03	1667	2002-03	624	2002-03	443	2002-03	202
Points Per Game	FG Percentage		FT Percentage		3-POINT %		ASSISTS		
1982-83	60.0	1982-83	39.7	1982-83	57.9	1982-83	---	1982-83	335
1983-84	63.6	1983-84	40.5	1983-84	61.7	1983-84	---	1983-84	393
1984-85	62.3	1984-85	40.0	1984-85	60.0	1984-85	---	1984-85	299
1985-86	75.4	1985-86	44.1	1985-86	62.2	1985-86	---	1985-86	357
1986-87	78.5	1986-87	47.1	1986-87	64.8	1986-87	---	1986-87	493
1987-88	79.3	1987-88	46.4	1987-88	68.1	1987-88	37.3	1987-88	592
1988-89	78.8	1988-89	49.8	1988-89	73.4	1988-89	32.2	1988-89	587
1989-90	73.4	1989-90	49.0	1989-90	66.7	1989-90	49.0	1989-90	678
1990-91	78.5	1990-91	45.7	1990-91	69.2	1990-91	40.9	1990-91	580
1991-92	78.2	1991-92	47.2	1991-92	69.4	1991-92	43.0	1991-92	603
1992-93	71.0	1992-93	43.2	1992-93	72.8	1992-93	36.2	1992-93	556
1993-94	75.2	1993-94	43.6	1993-94	62.3	1993-94	33.1	1993-94	562
1994-95	73.5	1994-95	42.2	1994-95	63.7	1994-95	33.6	1994-95	485
1995-96	68.0	1995-96	44.7	1995-96	65.6	1995-96	29.8	1995-96	530
1996-97	80.7	1996-97	48.6	1996-97	69.8	1996-97	41.8	1996-97	634
1997-98	74.3	1997-98	47.3	1997-98	64.9	1997-98	35.9	1997-98	509
1998-99	78.3	1998-99	47.9	1998-99	63.2	1998-99	29.5	1998-99	678
1999-00	72.7	1999-00	45.4	1999-00	68.1	1999-00	36.7	1999-00	528
2000-01	75.1	2000-01	41.6	2000-01	71.2	2000-01	31.9	2000-01	436
2001-02	72.7	2001-02	43.2	2001-02	66.1	2001-02	33.1	2001-02	537
2002-03	68.7	2002-03	42.4	2002-03	70.7	2002-03	30.9	2002-03	487
Field Goals	Free Throws		Three Pointers		REBOUNDS		BLOCKS		
1982-83	562	1982-83	256	1982-83	---	1982-83	925	1982-83	48
1983-84	698	1983-84	321	1983-84	---	1983-84	1153	1983-84	91
1984-85	776	1984-85	316	1984-85	---	1984-85	997	1984-85	36
1985-86	853	1985-86	405	1985-86	---	1985-86	1037	1985-86	66
1986-87	918	1986-87	363	1986-87	---	1986-87	1075	1986-87	100
1987-88	997	1987-88	529	1987-88	22	1987-88	1329	1987-88	108
1988-89	870	1988-89	447	1988-89	19	1988-89	924	1988-89	81
1989-90	818	1989-90	435	1989-90	51	1989-90	1073	1989-90	41
1990-91	910	1990-91	518	1990-91	108	1990-91	1175	1990-91	96
1991-92	922	1991-92	468	1991-92	108	1991-92	1335	1991-92	103
1992-93	785	1992-93	431	1992-93	129	1992-93	1309	1992-93	56
1993-94	821	1993-94	424	1993-94	114	1993-94	1319	1993-94	38
1994-95	727	1994-95	408	1994-95	133	1994-95	1227	1994-95	37
1995-96	743	1995-96	430	1995-96	57	1995-96	1219	1995-96	60
1996-97	977	1996-97	505	1996-97	122	1996-97	1354	1996-97	88
1997-98	809	1997-98	407	1997-98	56	1997-98	1117	1997-98	138
1998-99	1001	1998-99	475	1998-99	49	1998-99	1359	1998-99	118
1999-00	848	1999-00	400	1999-00	84	1999-00	1115	1999-00	106
2000-01	134	2000-01	435	2000-01	136	2000-01	1164	2000-01	68
2001-02	739	2001-02	332	2001-02	153	2001-02	1096	2001-02	64
2002-03	707	2002-03	441	2002-03	137	2002-03	1217	2002-03	80



All-Time Lady Owls

														Marietta, Georgia			
Year	PPG	GM	PTS	FGM	FGA	FG%	FTM	FTA	FT%	3PA	3PM	3P%	REB	RPG	STL	AST	BL
1982-83	7.7	21	162	53	167	31.7	56	84	66.7	--	--	--	77	3.7	31	124	2
CAREER	7.7	21	162	53	167	31.7	56	84	66.7	--	--	--	77	3.7	31	124	2

														Marietta, Georgia			
Year	PPG	GM	PTS	FGM	FGA	FG%	FTM	FTA	FT%	3PA	3PM	3P%	REB	RPG	STL	AST	BL
1988-89	18.1	28	506	194	335	57.9	118	149	79.2	0	1	00.0	179	6.4	37	25	10
1987-88	19.5	31	604	223	403	55.3	158	216	73.1	0	0	00.0	283	9.1	64	45	20
1986-87	15.3	28	429	162	343	47.2	105	149	70.5	--	--	--	241	8.6	40	22	12
1985-86	11.1	27	301	117	263	44.9	67	88	67.1	--	--	--	219	8.1	37	25	10
CAREER	16.1	114	1840	696	1344	51.8	448	602	74.4	0	1	00.0	922	8.1	178	117	52

1989, NAIA Honorable Mention All-American; 1989, NAIA All-District; 1989, All-Georgia Intercollegiate Athletic Conference; 1988 NAIA Honorable Mention All-American; 1988 NAIA All-District; 1988, All-Georgia Intercollegiate Athletic Conference; 1987 NAIA All-District; 1987 All-Georgia Intercollegiate Athletic Conference; 1986 NAIA District All-Freshman Team.

														Eatonton, Georgia			
Year	PPG	GM	PTS	FGM	FGA	FG%	FTM	FTA	FT%	3PA	3PM	3P%	REB	RPG	STL	AST	BL
2000-01	1.8	5	9	2	3	66.7	5	7	71.4	0	0	00.0	5	1.0	0	0	0
CAREER	1.8	5	9	2	3	66.7	5	7	71.4	0	0	00.0	5	1.0	0	0	0

														Norcross, Georgia			
Year	PPG	GM	PTS	FGM	FGA	FG%	FTM	FTA	FT%	3PA	3PM	3P%	REB	RPG	STL	AST	BL
1999-00	1.2	22	26	10	25	40.0	5	12	41.7	1	1	100.0	21	1.0	16	9	0
CAREER	1.2	22	26	10	25	40.0	5	12	41.7	1	1	100.0	21	1.0	16	9	0

														Norcross, Georgia			
Year	PPG	GM	PTS	FGM	FGA	FG%	FTM	FTA	FT%	3PA	3PM	3P%	REB	RPG	STL	AST	BL
1999-00	5.8	28	161	67	194	34.5	26	41	63.4	1	6	16.7	89	3.2	53	52	0
1998-99	9.6	32	306	127	263	48.3	49	81	60.5	3	15	20.0	103	3.2	64	94	2
1997-98	6.3	27	170	45	122	36.9	59	82	72.0	21	61	34.4	60	2.2	51	96	2
1996-97	1.6	32	52	15	45	33.3	22	35	62.9	0	4	00.0	54	1.7	40	65	0
CAREER	5.8	119	689	254	624	40.1	156	239	65.3	25	86	29.1	306	2.6	208	307	4

														Poznan, Poland			
Year	PPG	GM	PTS	FGM	FGA	FG%	FTM	FTA	FT%	3PA	3PM	3P%	REB	RPG	STL	AST	BL
2002-03	1.6	20	31	10	24	41.7	11	15	73.3	0	3	00.0	28	1.4	2	8	2
2001-02	1.4	20	28	10	25	40.0	8	18	44.4	0	1	00.0	20	1.0	1	7	2
2000-01	1.3	18	23	7	41	17.1	9	16	56.3	0	0	00.0	34	1.9	1	5	10
CAREER	1.4	58	82	27	90	30.0	28	49	57.1	0	4	00.0	82	1.4	4	20	14

														Acworth, Georgia			
Year	PPG	GM	PTS	FGM	FGA	FG%	FTM	FTA	FT%	3PA	3PM	3P%	REB	RPG	STL	AST	BL
1992-93	2.7	30	82	29	75	38.7	11	16	68.8	13	22	59.1	71	2.4	13	26	0
CAREER	2.7	30	82	29	75	38.7	11	16	68.8	13	22	59.1	71	2.4	13	26	0

														Smyrna, Georgia			
Year	PPG	GM	PTS	FGM	FGA	FG%	FTM	FTA	FT%	3PA	3PM	3P%	REB	RPG	STL	AST	BL
1986-87	20.2	16	323	146	264	55.3	31	46	67.4	--	--	--	89	5.6	67	83	16
1985-86	18.1	28	508	207	399	51.9	94	127	74.0	--	--	--	127	4.5	105	97	15
CAREER	18.9	44	831	353	663	53.2	125	173	72.3	--	--	--	216	4.9	172	180	31

														Austell, Georgia			
Year	PPG	GM	PTS	FGM	FGA	FG%	FTM	FTA	FT%	3PA	3PM	3P%	REB	RPG	STL	AST	BL
1988-89	8.8	28	245	99	232	42.7	45	63	71.4	4	11	36.4	93	3.3	84	132	2
1987-88	10.9	32	351	143	301	47.5	63	88	71.6	3	14	21.4	105	3.3	90	110	7
1986-87	12.1	27	328	145	284	51.1	38	59	64.4	--	--	--	96	3.6	61	95	8
1985-86	3.3	28	91	38	117	32.5	15	22	68.2	--	--	--	55	2.0	35	31	4
CAREER	8.8	115	1015	425	934	45.5	161	232	69.3	7	25	35.0	349	3.0	270	368	21

1989, All-Georgia Intercollegiate Athletic Conference.

														Acworth, Georgia			
Year	PPG	GM	PTS	FGM	FGA	FG%	FTM	FTA	FT%	3PA	3PM	3P%	REB	RPG	STL	AST	BL
1990-91	10.2	30	305	117	280	41.8	71	109	65.1	0	2	00.0	187	6.2	47	26	12
1989-90	15.4	29	446	182	360	50.6	82	122	67.2	--	--	--	236	8.8	47	29	15
1988-89	13.4	28	375	159	276	57.6	57	85	67.1	--	--	--	135	4.8	38	22	23
1987-88	11.9	32	380	160	342	46.8	60	88	68.2	--	--	--	170	5.3	42	14	15
CAREER	12.7	119	1506	618	1258	49.1	270	404	66.9	0	2	00.0	728	6.1	174	91	65

1991 NAIA All-District; 1991 All-Georgia Intercollegiate Athletic Conference; 1990 NAIA All-District; 1990 All-Georgia Intercollegiate Athletic Conference; 1988 NAIA District Freshman-of-the-Year; 1988 NAIA District All-Freshman Team.



All-Time Lady Owls

Bell, Heather													Jackson, Tennessee				
Year	PPG	GM	PTS	FGM	FGA	FG%	FTM	FTA	FT%	3PA	3PM	3P%	REB	RPG	STL	AST	BL
1997-98	1.4	8	11	3	20	15.0	4	7	57.1	1	11	9.1	8	1.0	3	3	0
CAREER	1.4	8	11	3	20	15.0	4	7	57.1	1	11	9.1	8	1.0	3	3	0

Benson, Jasmine													Gainesville, Georgia				
Year	PPG	GM	PTS	FGM	FGA	FG%	FTM	FTA	FT%	3PA	3PM	3P%	REB	RPG	STL	AST	BL
2002-03	2.7	29	77	24	77	31.2	16	23	69.6	13	54	24.1	34	1.2	11	27	0
CAREER	2.7	29	77	24	77	31.2	16	23	69.6	13	54	24.1	34	1.2	11	27	0

Berdanis, Vicki													Marietta, Georgia				
Year	PPG	GM	PTS	FGM	FGA	FG%	FTM	FTA	FT%	3PA	3PM	3P%	REB	RPG	STL	AST	BL
1983-84	6.6	27	179	81	225	36.0	17	21	81.0	--	--	--	52	1.9	44	65	1
1982-83	4.2	18	76	34	105	32.4	8	12	66.7	--	--	--	23	1.3	20	55	2
CAREER	5.7	45	255	115	330	34.9	25	33	75.8	--	--	--	75	1.7	64	120	3

Blackwell, Sherry													Acworth, Georgia				
Year	PPG	GM	PTS	FGM	FGA	FG%	FTM	FTA	FT%	3PA	3PM	3P%	REB	RPG	STL	AST	BL
1989-90	6.9	7	48	17	43	40.4	11	15	73.3	3	10	30.0	20	2.9	18	38	0
1988-89	7.5	27	202	73	158	46.2	40	51	78.4	14	43	32.6	73	2.7	75	176	4
1987-88	3.2	31	98	40	99	49.3	16	26	61.5	2	4	50.0	39	1.3	40	95	1
CAREER	5.4	65	348	130	300	43.3	67	92	72.8	19	57	33.3	132	2.0	133	309	5

1988 NAIA District All-Freshman Team.

Boggs, Stacey													Greensboro, North Carolina				
Year	PPG	GM	PTS	FGM	FGA	FG%	FTM	FTA	FT%	3PA	3PM	3P%	REB	RPG	STL	AST	BL
1992-93	4.1	17	70	30	52	57.7	10	15	66.7	0	0	00.0	34	2.0	5	8	5
CAREER	4.1	17	70	30	52	57.7	10	15	66.7	0	0	00.0	34	2.0	5	8	5

Bonds, Jeanna													Dakar, Senegal				
Year	PPG	GM	PTS	FGM	FGA	FG%	FTM	FTA	FT%	3PA	3PM	3P%	REB	RPG	STL	AST	BL
1983-84	2.9	24	70	22	67	32.8	26	36	72.2	--	--	--	79	3.3	7	24	1
CAREER	2.9	24	70	22	67	32.8	26	36	72.2	--	--	--	79	3.3	7	24	1

Boyles, Jenea													Trion, Georgia				
Year	PPG	GM	PTS	FGM	FGA	FG%	FTM	FTA	FT%	3PA	3PM	3P%	REB	RPG	STL	AST	BL
1991-92	1.3	12	15	5	9	55.6	5	9	55.6	0	0	00.0	11	0.9	5	0	0
1990-91	2.0	11	22	8	15	53.3	6	9	66.7	0	0	00.0	15	1.4	3	0	0
CAREER	1.6	23	37	13	24	54.2	11	18	61.1	0	0	00.0	26	1.1	8	0	0

Bradley, Shannon													Lilburn, Georgia				
Year	PPG	GM	PTS	FGM	FGA	FG%	FTM	FTA	FT%	3PA	3PM	3P%	REB	RPG	STL	AST	BL
1993-94	15.9	29	462	145	369	39.3	115	163	70.6	57	143	39.9	165	5.7	93	185	0
1992-93	13.9	30	417	140	398	35.2	79	104	76.0	58	169	34.3	138	4.6	85	143	1
1991-92	9.4	26	264	87	225	38.7	62	89	69.7	28	83	33.7	103	4.0	42	68	1
1990-91	12.3	30	369	130	319	40.8	69	99	69.7	40	104	38.5	129	4.3	44	82	1
CAREER	13.1	115	1512	502	1311	38.3	325	455	71.4	183	499	36.7	535	4.7	264	478	3

1994, NAIA Division I All-Southeast Region Independent Team; 1993, NAIA All-District; 1991, NAIA District Freshman-of-the-Year; 1991 NAIA District All-Freshman Team.

Brazenas, Rima													Ukmerge, Lithuania				
Year	PPG	GM	PTS	FGM	FGA	FG%	FTM	FTA	FT%	3PA	3PM	3P%	REB	RPG	STL	AST	BL
1999-00	13.3	30	399	156	297	52.5	43	61	70.5	44	100	44.0	143	4.8	144	176	7
1998-99	9.2	31	284	106	227	46.7	34	57	59.6	38	94	40.4	140	4.5	123	63	5
CAREER	11.2	61	683	262	524	50.0	77	118	65.3	82	194	42.2	283	4.6	267	439	12

2000, NCAA Division II Kodak All-American; 2000, Women's Division II Bulletin Third Team All-American; 2000, Peach Belt Conference Player-of-the-Year; 2000, NCAA Division II Daktronics All-America Third Team; 2000, NCAA Division II Daktronics All-South Atlantic Region First Team; 2000, NCAA Division II Woman's Basketball Coaches Association All-District Three; 2000, All-Peach Belt Conference Team; 1999, NCAA Division II Daktronics All South Atlantic Region Second Team; 1999.

Brooks, Kristal													Powder Springs, Georgia				
Year	PPG	GM	PTS	FGM	FGA	FG%	FTM	FTA	FT%	3PM	3PA	3P%	REB	RPG	STL	AST	BL
2002-03	2.3	8	18	6	13	46.2	3	3	1.000	3	5	60.0	8	1.0	2	3	0
CAREER	2.3	8	18	6	13	46.2	3	3	1.000	3	5	60.0	8	1.0	2	3	0

Carter, Angela													Chesapeake, Virginia				
Year	PPG	GM	PTS	FGM	FGA	FG%	FTM	FTA	FT%	3PA	3PM	3P%	REB	RPG	STL	AST	BL
1994-95	4.0	27	109	31	88	35.2	45	72	62.5	2	6	33.3	55	2.0	28	69	1
CAREER	4.0	27	109	31	88	35.2	45	72	62.5	2	6	33.3	55	2.0	28	69	1



All-Time Lady Owls

Carrington, Tori

Year	PPG	GM	PTS	FGM	FGA	FG%	FTM	FTA	FT%	3PM	3PA	3P%	REB	RPG	STL	AST	BL
2002-03	5.4	29	157	65	194	33.5	20	35	57.1	7	42	16.7	113	3.9	32	82	12
2001-02	7.8	27	211	85	198	42.9	27	35	77.1	14	29	48.3	124	4.6	34	88	6
2000-01	6.9	26	179	74	174	42.5	19	32	59.4	12	47	25.5	113	4.3	44	53	18
CAREER	6.6	82	547	224	566	39.9	66	102	64.7	33	118	28.0	350	4.3	110	223	36

Riverdale, Georgia

Chadwick, Janet

Year	PPG	GM	PTS	FGM	FGA	FG%	FTM	FTA	FT%	3PA	3PM	3P%	REB	RPG	STL	AST	BL
1997-98	16.3	26	423	106	307	52.1	76	91	83.5	27	58	46.6	104	4.0	40	78	8
1996-97	11.7	32	373	157	297	52.9	55	74	74.3	4	14	28.6	168	5.3	32	83	16
1995-96	11.7	29	338	134	320	41.9	45	69	65.2	25	84	29.8	132	4.6	60	144	21
1994-95	8.7	27	235	93	211	44.1	30	50	60.0	19	51	37.3	128	4.7	28	57	9

Canton, Georgia

CAREER 12.0 114 1369 490 1135 43.2 206 284 72.5 75 207 36.2 532 4.7 160 362 54

1998, NCAA Division II Daktronics All-South Atlantic Region Second Team; 1998 Second Team All-Peach Belt Athletic Conference.

Chandler, Karen

Year	PPG	GM	PTS	FGM	FGA	FG%	FTM	FTA	FT%	3PA	3PM	3P%	REB	RPG	STL	AST	BL
1988-89	6.6	28	186	78	178	43.8	29	33	87.9	1	3	33.3	97	3.5	49	75	6
1987-88	2.1	32	67	24	69	34.8	24	33	72.7	0	0	00.0	66	2.1	31	39	0
1986-87	2.2	18	39	15	55	27.3	9	14	64.3	--	--	--	29	1.6	19	16	1
1985-86	1.2	20	23	7	31	22.6	9	16	56.3	--	--	--	20	1.0	15	13	2
CAREER	3.2	98	315	124	333	37.2	71	96	74.0	1	3	33.3	212	2.2	114	143	9

Marietta, Georgia

Cisse, Fatou

Year	PPG	GM	PTS	FGM	FGA	FG%	FTM	FTA	FT%	3PA	3PM	3P%	REB	RPG	STL	AST	BL
1997-98	5.0	6	30	10	33	30.3	4	11	36.4	6	16	37.5	12	2.0	4	4	5
CAREER	5.0	6	30	10	33	30.3	4	11	36.4	6	16	37.5	12	2.0	4	4	5

Dakar, Senegal

Clifton, Jennifer

Year	PPG	GM	PTS	FGM	FGA	FG%	FTM	FTA	FT%	3PA	3PM	3P%	REB	RPG	STL	AST	BL
1998-99	5.6	30	169	63	194	32.5	37	57	64.9	6	43	14.0	113	3.8	32	62	13
1997-98	0.0	0	0	0	0	00.0	0	0	00.0	0	0	00.0	0	0.0	0	0	0
1996-97	5.5	32	175	65	155	41.9	28	44	63.6	17	51	33.3	72	2.3	44	93	4
CAREER	5.5	62	344	128	349	36.7	65	101	64.4	23	94	24.5	185	3.0	76	155	17

Savannah, Georgia

Code, Leslie

Year	PPG	GM	PTS	FGM	FGA	FG%	FTM	FTA	FT%	3PM	3PA	3P%	REB	RPG	STL	AST	BL
2002-03	1.6	10	16	5	15	33.3	5	9	55.6	1	4	25.0	7	0.7	3	3	0
CAREER	1.6	10	16	5	15	33.3	5	9	55.6	1	4	25.0	7	0.7	3	3	0

Denver, Colorado

Coleman, Sarah

Year	PPG	GM	PTS	FGM	FGA	FG%	FTM	FTA	FT%	3PA	3PM	3P%	REB	RPG	STL	AST	BL
1998-99	1.9	26	48	17	50	34.0	14	22	63.6	0	3	00.0	30	1.2	9	13	0
1997-98	1.1	17	19	6	27	22.2	7	11	63.6	0	0	00.0	13	0.8	3	4	0
1996-97	3.8	25	94	38	75	50.7	18	27	66.7	0	0	00.0	47	1.9	12	17	1
1995-96	4.4	29	129	50	135	40.7	19	35	54.3	0	0	00.0	73	2.5	14	27	1
CAREER	3.0	97	290	111	287	38.7	58	95	61.1	0	3	00.0	163	1.7	38	61	2

Folkston, Georgia

Collins, Kelly

Year	PPG	GM	PTS	FGM	FGA	FG%	FTM	FTA	FT%	3PA	3PM	3P%	REB	RPG	STL	AST	BL
1991-92	1.0	6	6	3	10	30.0	0	0	00.0	0	0	00.0	2	0.3	1	1	0
CAREER	1.0	19	18	7	29	24.1	4	4	100.0	0	1	00.0	15	0.8	10	2	1

Blue Ridge, Georgia

Cook, Jocelyn

Year	PPG	GM	PTS	FGM	FGA	FG%	FTM	FTA	FT%	3PA	3PM	3P%	REB	RPG	STL	AST	BL
2001-02	3.4	23	78	27	71	38.0	8	13	61.5	16	48	33.3	29	1.3	12	25	0
2000-01	3.3	19	62	24	72	33.3	7	8	87.5	7	26	26.9	41	2.2	4	14	0
CAREER	3.3	42	140	51	143	35.7	15	21	71.4	23	74	31.1	70	1.7	16	39	0

Rocky Face, Georgia

Combs, Cindy

Year	PPG	GM	PTS	FGM	FGA	FG%	FTM	FTA	FT%	3PA	3PM	3P%	REB	RPG	STL	AST	BL
1994-95	7.1	27	193	60	138	43.5	38	50	76.0	35	88	39.8	53	2.0	42	106	0
CAREER	7.1	27	193	60	138	43.5	38	50	76.0	35	88	39.8	53	2.0	42	106	0

Decatur, Tennessee



All-Time Lady Owls

Connolly, Shannayl														El Cajon, California				
Year	PPG	GM	PTS	FGM	FGA	FG%	FTM	FTA	FT%	3PA	3PM	3P%	REB	RPG	STL	AST	BL	
1997-98	1.1	13	14	7	16	43.8	0	0	00.0	0	2	00.0	20	1.5	3	4	0	
1996-97	1.3	12	15	6	15	40.0	3	7	42.9	0	0	00.0	8	0.7	1	2	1	
1995-96	1.3	24	31	10	31	32.3	10	13	76.9	1	6	16.7	26	1.1	5	16	1	
1994-95	1.0	19	19	6	25	24.0	6	7	85.7	1	7	14.3	14	0.7	4	5	0	
CAREER	1.2	68	79	29	87	33.3	19	27	70.4	2	13	15.4	68	1.0	13	27	2	

Cuprys, Joanna														Wroclaw, Poland			
Year	PPG	GM	PTS	FGM	FGA	FG%	FTM	FTA	FT%	3PA	3PM	3P%	REB	RPG	STL	AST	BL
1996-97	26.0	31	807	289	555	52.1	137	163	84.0	92	187	49.2	244	7.9	87	71	49
CAREER	26.0	31	807	289	555	52.1	137	163	84.0	92	187	49.2	244	7.9	87	71	49

1997, NCAA Division II Kodak All-American; 1997, Women's Division II Bulletin First Team All-American; 1997, Peach Belt Conference Player-of-the-Year; 1997 First Team All-Peach Belt Conference.

Dajksier, Monika														Poznan, Poland			
Year	PPG	GM	PTS	FGM	FGA	FG%	FTM	FTA	FT%	3PA	3PM	3P%	REB	RPG	STL	AST	BL
2000-01	15.3	27	412	190	423	44.9	134	171	78.4	52	140	37.1	98	3.6	37	77	4
1999-00	11.3	30	340	128	289	44.3	68	83	81.9	16	51	31.4	108	3.6	30	72	5
1998-99	8.3	29	242	98	243	40.3	45	59	76.3	1	3	33.3	66	2.3	27	73	0
1997-98	6.9	28	192	78	167	46.7	35	63	55.6	1	2	50.0	57	2.0	23	80	4
CAREER	10.4	114	1186	494	1122	44.0	282	373	75.6	70	196	35.7	329	2.9	117	302	13

2001, All-Peach Belt Conference Second Team.

Denman, Dawn														Marietta, Georgia			
Year	PPG	GM	PTS	FGM	FGA	FG%	FTM	FTA	FT%	3PA	3PM	3P%	REB	RPG	STL	AST	BL
1989-90	7.1	18	128	53	90	58.9	22	30	73.3	0	0	00.0	55	3.4	10	5	0
CAREER	7.1	18	128	53	90	58.9	22	30	73.3	0	0	00.0	55	3.4	10	5	0

Ducham, Dayna														Midland, Michigan			
Year	PPG	GM	PTS	FGM	FGA	FG%	FTM	FTA	FT%	3PA	3PM	3P%	REB	RPG	STL	AST	BL
1993-94	2.1	28	58	18	77	23.4	11	21	52.4	11	50	22.0	33	1.2	6	22	0
CAREER	2.1	28	58	18	77	23.4	11	21	52.4	11	50	22.0	33	1.2	6	22	0

Dunn, Kathy														Acworth, Georgia			
Year	PPG	GM	PTS	FGM	FGA	FG%	FTM	FTA	FT%	3PA	3PM	3P%	REB	RPG	STL	AST	BL
1982-83	0.4	5	2	0	0	00.0	2	2	100.0	--	--	--	4	0.8	0	0	0
CAREER	0.4	5	2	0	0	00.0	2	2	100.0	--	--	--	4	0.8	0	0	0

Fields, Pam														Franklin Springs, Georgia			
Year	PPG	GM	PTS	FGM	FGA	FG%	FTM	FTA	FT%	3PA	3PM	3P%	REB	RPG	STL	AST	BL
1987-88	8.9	32	287	119	252	47.2	49	73	67.1	0	1	00.0	193	6.0	57	134	18
1986-87	9.6	28	273	114	237	48.1	45	72	62.5	--	--	--	236	8.4	67	81	19
CAREER	9.3	60	560	233	489	47.7	94	145	64.5	0	0	00.0	429	7.2	124	215	37

1988, NAIA All-District.

Ferguson, Denisha														Clarksville, Tennessee			
Year	PPG	GM	PTS	FGM	FGA	FG%	FTM	FTA	FT%	3PA	3PM	3P%	REB	RPG	STL	AST	BL
2002-03	19.0	29	551	212	386	54.9	125	156	80.1	2	4	50.0	280	9.7	24	42	13
2001-02	16.3	27	441	181	357	50.7	79	114	69.3	0	0	00.0	277	10.3	39	36	19
CAREER	17.7	56	992	393	743	52.9	204	270	75.5	2	4	50.0	557	9.9	63	78	32

2001, First Team All-Peach Belt Conference, Peach Belt Conference Player of the Week (February 11); 2002 First Team All-Peach Belt Conference, Peach Belt Conference player of the Week (January 20, February 17)

Fouch, Monica														Hartsville, Georgia			
Year	PPG	GM	PTS	FGM	FGA	FG%	FTM	FTA	FT%	3PA	3PM	3P%	REB	RPG	STL	AST	BL
1992-93	10	30	300	118	203	58.1	64	95	67.4	0	0	00.0	178	7.6	80	60	8
1991-92	9.9	31	308	111	199	55.8	85	119	71.4	1	1	100.0	201	6.5	48	36	3
CAREER	10.0	61	608	229	402	57.0	149	214	69.6	1	1	100.0	379	6.2	128	96	11

1992, NAIA District All-Freshman Team.

Gaines, Lauren														Cumming, Georgia			
Year	PPG	GM	PTS	FGM	FGA	FG%	FTM	FTA	FT%	3PA	3PM	3P%	REB	RPG	STL	AST	BL
2002-03	5.8	29	168	42	130	32.3	61	83	73.5	23	76	30.3	73	2.5	21	132	1
2001-02	8.2	17	139	44	131	33.6	26	45	57.8	25	83	30.1	41	2.4	32	109	0
2000-01	6.6	27	178	56	190	29.5	35	52	67.3	31	98	31.6	79	2.9	24	81	0
CAREER	6.6	73	485	142	451	31.5	122	180	67.8	79	257	30.7	193	2.6	77	322	1



All-Time Lady Owls

Lawrenceville, Georgia																	
Inman, Meredith																	
Year	PPG	GM	PTS	FGM	FGA	FG%	FTM	FTA	FT%	3PA	3PM	3P%	REB	RPG	STL	AST	BL
1996-97	1.8	17	31	7	18	38.9	17	29	58.6	0	5	00.0	25	1.5	8	12	1
1995-96	5.5	28	153	45	122	36.9	45	72	62.5	18	48	37.5	90	3.2	35	92	5
CAREER	4.1	45	184	52	140	37.1	62	101	61.4	18	48	37.5	115	2.6	43	104	6
Simi Valley, California																	
Irwin, Keira																	
Year	PPG	GM	PTS	FGM	FGA	FG%	FTM	FTA	FT%	3PA	3PM	3P%	REB	RPG	STL	AST	BL
1993-94	3.0	17	51	13	52	25.0	16	25	64.0	9	32	28.1	35	2.1	26	50	4
CAREER	3.0	17	51	13	52	25.0	16	25	64.0	9	32	28.1	35	2.1	26	50	4
Hephzibah, Georgia																	
Jacobs, DeWayna																	
Year	PPG	GM	PTS	FGM	FGA	FG%	FTM	FTA	FT%	3PA	3PM	3P%	REB	RPG	STL	AST	BL
1991-92	15.5	31	480	215	416	51.7	49	81	60.5	1	1	100.0	236	7.6	26	40	64
1990-91	14.1	31	436	191	355	53.8	54	80	67.5	0	0	00.0	250	8.1	38	33	65
CAREER	14.7	62	916	406	771	52.7	103	161	64.0	1	1	100.0	486	7.9	64	73	129
1992, NAIA All-District, 1991, NAIA All-District.																	
Kennesaw, Georgia																	
Johnson, Janeen																	
Year	PPG	GM	PTS	FGM	FGA	FG%	FTM	FTA	FT%	3PA	3PM	3P%	REB	RPG	STL	AST	BL
1995-96	1.3	23	29	11	16	68.8	7	16	43.8	0	0	00.0	49	2.1	36	38	0
CAREER	1.3	23	29	11	16	68.8	7	16	43.8	0	0	00.0	49	2.1	36	38	0
Baton Rouge, Louisiana																	
Jiles, Chantel																	
Year	PPG	GM	PTS	FGM	FGA	FG%	FTM	FTA	FT%	3PA	3PM	3P%	REB	RPG	STL	AST	BL
1999-00	0.2	6	1	0	3	00.0	1	4	25.0	0	0	00.0	2	0.3	0	1	1
CAREER	0.2	6	1	0	3	00.0	1	4	25.0	0	0	00.0	2	0.3	0	1	1
Ball Ground, Georgia																	
Jordan, Stacie																	
Year	PPG	GM	PTS	FGM	FGA	FG%	FTM	FTA	FT%	3PM	3PA	3P%	REB	RPG	STL	AST	BL
1991-92	4.1	31	128	47	117	40.2	33	42	78.6	1	2	50.0	137	4.4	42	156	6
1990-91	3.1	30	93	36	102	35.3	20	29	69.0	1	5	20.0	94	3.1	39	136	6
CAREER	3.6	61	221	83	219	37.9	53	71	74.5	2	7	28.6	231	3.8	81	292	12
Dakar, Senegal																	
Kane, Amie																	
Year	PPG	GM	PTS	FGM	FGA	FG%	FTM	FTA	FT%	3PM	3PA	3P%	REB	RPG	STL	AST	BL
2000-01	20.0	27	539	190	423	44.9	134	171	78.4	25	85	29.4	169	6.3	169	87	71
1999-00	18.0	29	523	209	451	46.3	84	110	76.4	21	70	30.0	152	5.2	77	106	5
CAREER	19.0	56	1062	399	874	45.7	218	281	77.6	46	155	29.7	311	5.6	246	193	76
2000-01 NCAA Division II All-American; 2000-01 First Team All-American; 2000-01 Co-Peach Belt Player-of-the Year; 2000-01 All-Peach Belt Conference.																	
Oneonta, Alabama																	
Kemp, Krista																	
Year	PPG	GM	PTS	FGM	FGA	FG%	FTM	FTA	FT%	3PA	3PM	3P%	REB	RPG	STL	AST	BL
1999-00	4.0	12	48	22	38	57.9	3	5	60.0	1	1	100.0	22	1.8	5	14	0
1998-99	2.6	26	64	23	62	37.1	17	28	60.7	1	6	16.7	40	1.5	7	11	1
CAREER	3.0	38	114	45	100	45.0	20	33	60.6	2	7	28.6	62	1.6	12	25	1
Oneonta, Alabama																	
Kemp, Maria																	
Year	PPG	GM	PTS	FGM	FGA	FG%	FTM	FTA	FT%	3PA	3PM	3P%	REB	RPG	STL	AST	BL
1998-99	5.0	1	5	2	6	33.3	1	2	50.0	0	1	00.0	5	5.0	0	2	0
1997-98	5.9	15	88	26	65	40.0	36	46	78.3	0	3	00.0	61	4.1	12	17	1
1996-97	2.9	26	75	26	63	41.3	23	41	56.1	0	0	00.0	74	2.8	7	22	0
CAREER	4.0	42	168	54	134	40.3	60	89	67.4	0	4	00.0	140	3.3	19	39	1
Dakar, Senegal																	
Konate, Mareme																	
Year	PPG	GM	PTS	FGM	FGA	FG%	FTM	FTA	FT%	3PM	3PA	3P%	REB	RPG	STL	AST	BL
2002-03	3.0	11	33	11	30	36.7	5	11	45.5	6	15	40.0	32	2.9	5	15	0
2001-02	8.9	27	239	83	227	36.6	38	59	64.4	35	116	30.2	97	3.6	42	82	7
CAREER	7.1	38	272	94	257	36.6	43	70	61.4	41	131	31.3	129	3.6	47	97	7
Cedartown, Georgia																	
Lewis, Traci																	
Year	PPG	GM	PTS	FGM	FGA	FG%	FTM	FTA	FT%	3PA	3PM	3P%	REB	RPG	STL	AST	BL
1987-88	6.9	32	220	76	190	40.0	54	78	69.2	14	36	38.9	44	1.4	65	76	1
CAREER	6.9	32	220	76	190	40.0	54	78	69.2	14	36	38.9	44	1.4	65	76	1



All-Time Lady Owls

Manning, Vashti														Valdosta, Georgia			
Year	PPG	GM	PTS	FGM	FGA	FG%	FTM	FTA	FT%	3PA	3PM	3P%	REB	RPG	STL	AST	BL
1994-95	6.1	27	166	61	180	33.9	42	68	61.8	2	7	28.6	141	5.2	44	64	3
1993-94	2.4	26	63	21	75	28.0	21	47	44.7	0	0	00.0	84	3.2	17	48	0
1992-93	1.5	26	39	12	50	24.0	15	17	88.2	0	0	00.0	26	1.0	12	10	0
1991-92	1.2	11	13	1	9	11.0	11	17	64.7	0	1	00.0	8	0.7	2	4	2
CAREER	3.1	90	281	104	314	33.1	89	149	59.7	2	8	25.0	259	2.9	75	126	5

Marchmann, Tracey														Smyrna, Georgia			
Year	PPG	GM	PTS	FGM	FGA	FG%	FTM	FTA	FT%	3PA	3PM	3P%	REB	RPG	STL	AST	BL
1991-92	11.2	31	347	106	256	41.4	112	143	78.3	23	54	42.6	100	3.2	105	123	4
1990-91	10.8	24	258	76	171	44.4	92	114	80.7	14	43	32.6	59	2.5	62	101	4
CAREER	11.0	55	605	182	427	42.6	204	257	79.4	37	97	38.1	159	2.9	167	224	8

1992, NAIA District Payer-of-the-Year; 1992 NAIA All-District; 1992, All-Georgia Intercollegiate Athletic Conference.

Martin, Christi														Boaz, Alabama			
Year	PPG	GM	PTS	FGM	FGA	FG%	FTM	FTA	FT%	3PA	3PM	3P%	REB	RPG	STL	AST	BL
1996-97	3.0	27	81	26	50	52.0	20	26	76.9	9	20	45.0	58	2.1	21	101	2
CAREER	3.0	27	81	26	50	52.0	20	26	76.9	9	20	45.0	58	2.1	21	101	2

May, Anne														Roswell, Georgia			
Year	PPG	GM	PTS	FGM	FGA	FG%	FTM	FTA	FT%	3PA	3PM	3P%	REB	RPG	STL	AST	BL
1983-84	2.6	12	31	12	32	37.5	7	13	53.8	--	--	--	34	2.8	6	6	0
CAREER	2.6	12	31	12	32	37.5	7	13	53.8	--	--	--	34	2.8	6	6	0

McAllister, Sarah														Woodbury, Tennessee			
Year	PPG	GM	PTS	FGM	FGA	FG%	FTM	FTA	FT%	3PA	3PM	3P%	REB	RPG	STL	AST	BL
1996-97	17.0	31	526	210	420	50.0	106	155	68.4	0	3	00.0	191	6.2	50	47	5
1995-96	22.7	29	657	261	488	53.5	133	179	74.3	2	15	13.3	209	7.2	53	53	17
1994-95	14.1	27	380	162	282	57.4	54	84	62.1	2	9	22.2	162	6.0	20	30	9
1993-94	14.5	29	420	187	350	53.4	45	93	48.4	1	11	9.1	156	5.4	25	23	13
CAREER	17.1	116	1983	820	1540	53.2	338	511	66.1	5	38	13.2	718	6.2	148	153	44

1997, Women's Division II Bulletin Fourth Team All-American; 1997, First Team All-Peach Belt Conference; 1996, Peach Belt Conference Player-of-the-Year; 1996, First Team All-Peach Belt Conference; 1995 First Team All-Peach Belt Conference.

Meredith, Kristi														Athens, Georgia			
Year	PPG	GM	PTS	FGM	FGA	FG%	FTM	FTA	FT%	3PA	3PM	3P%	REB	RPG	STL	AST	BL
1996-97	0.6	10	6	1	9	11.1	4	7	57.1	0	1	00.0	12	1.2	1	2	0
CAREER	0.6	10	6	1	9	11.1	4	7	57.1	0	1	00.0	12	1.2	1	2	0

Miezowska, Dominika														Gdansk, Poland			
Year	PPG	GM	PTS	FGM	FGA	FG%	FTM	FTA	FT%	3PM	3PA	3P%	REB	RPG	STL	AST	BL
2002-03	6.0	28	167	61	164	37.2	17	20	85.0	28	88	31.8	32	1.1	12	60	1
CAREER	6.0	28	167	61	164	37.2	17	20	85.0	28	88	31.8	32	1.1	12	60	1

Morka, Malgorzata														Poznan, Poland			
Year	PPG	GM	PTS	FGM	FGA	FG%	FTM	FTA	FT%	3PA	3PM	3P%	REB	RPG	STL	AST	BL
2002-03	10.4	29	302	108	262	41.2	43	60	71.7	43	109	39.4	85	2.9	27	42	9
2001-02	13.7	27	370	133	316	42.1	47	64	73.4	57	164	34.8	85	3.1	29	91	11
CAREER	12.0	56	672	241	578	41.7	90	124	72.6	100	273	36.6	170	3.0	56	133	20

Moses, Regina														Decatur, Georgia			
Year	PPG	GM	PTS	FGM	FGA	FG%	FTM	FTA	FT%	3PA	3PM	3P%	REB	RPG	STL	AST	BL
1983-84	3.2	13	41	18	41	43.9	5	11	45.5	--	--	--	27	2.0	13	9	0
CAREER	3.2	13	41	18	41	43.9	5	11	45.5	--	--	--	27	2.0	13	9	0

Ndoye, Fatou														Rufisque, Senegal			
Year	PPG	GM	PTS	FGM	FGA	FG%	FTM	FTA	FT%	3PA	3PM	3P%	REB	RPG	STL	AST	BL
1999-00	6.7	30	201	76	177	42.9	49	79	62.0	0	0	00.0	105	3.5	32	30	9
1998-99	7.1	31	220	89	199	44.7	42	67	62.7	0	1	00.0	132	4.3	30	38	6
CAREER	6.9	61	421	165	376	43.9	91	146	62.3	0	1	00.0	237	3.9	62	68	15

Nichols, Kim														Liburn, Georgia			
Year	PPG	GM	PTS	FGM	FGA	FG%	FTM	FTA	FT%	3PA	3PM	3P%	REB	RPG	STL	AST	BL
1988-89	2.7	18	47	18	42	42.9	11	14	78.6	0	1	00.0	24	1.3	5	9	1
1987-88	3.0	31	94	41	99	41.4	12	27	44.4	0	0	00.0	58	1.9	15	14	2
CAREER	2.9	49	141	59	141	41.8	23	37	62.2	0	1	00.0	82	1.7	20	23	3



All-Time Lady Owls

Sanders, Sharmia														Macon, Georgia			
Year	PPG	GM	PTS	FGM	FGA	FG%	FTM	FTA	FT%	3PA	3PM	3P%	REB	RPG	STL	AST	BL
2000-01	4.8	24	116	39	104	37.5	35	61	57.4	3	17	17.6	126	5.3	54	73	0
CAREER	4.8	24	116	39	104	37.5	35	61	57.4	3	17	17.6	126	5.3	54	73	0

Scott, Michelle														Marietta, Georgia			
Year	PPG	GM	PTS	FGM	FGA	FG%	FTM	FTA	FT%	3PA	3PM	3P%	REB	RPG	STL	AST	BL
1982-83	4.5	4	18	8	21	38.1	2	9	22.2	--	--	--	9	2.2	2	7	0
CAREER	4.5	4	18	8	21	38.1	2	9	22.2	--	--	--	9	2.2	2	7	0

Shaw, Robin														Norcross, Georgia			
Year	PPG	GM	PTS	FGM	FGA	FG%	FTM	FTA	FT%	3PA	3PM	3P%	REB	RPG	STL	AST	BL
1986-87	10.6	28	297	131	285	46.0	35	55	63.6	--	--	--	63	2.3	59	109	5
1985-86	12.0	28	337	140	291	48.1	57	84	67.9	--	--	--	42	1.5	69	77	2
1984-85	11.4	15	171	76	181	42.0	19	28	67.9	--	--	--	27	1.7	38	55	1
CAREER	11.3	71	805	347	757	45.8	111	167	66.5	--	--	--	132	1.8	166	241	8

Shirley, Suzan														Guntersville, Alabama			
Year	PPG	GM	PTS	FGM	FGA	FG%	FTM	FTA	FT%	3PA	3PM	3P%	REB	RPG	STL	AST	BL
1994-95	11.1	27	299	100	290	34.5	44	57	77.2	55	161	34.2	80	3.0	45	77	0
CAREER	11.1	27	299	100	290	34.5	44	57	77.2	55	161	34.2	80	3.0	45	77	0

Smith, Mandy														Gainesville, Georgia			
Year	PPG	GM	PTS	FGM	FGA	FG%	FTM	FTA	FT%	3PA	3PM	3P%	REB	RPG	STL	AST	BL
1993-94	4.4	8	35	11	28	39.3	8	12	66.7	5	17	29.4	18	2.3	5	12	1
1992-93	2.5	29	72	19	58	32.8	21	30	70.0	13	29	44.8	38	1.3	14	21	2
CAREER	2.9	37	107	30	86	34.9	29	42	69.0	18	46	39.1	56	1.5	19	33	3

Smith, Vandi														Snellville, Georgia			
Year	PPG	GM	PTS	FGM	FGA	FG%	FTM	FTA	FT%	3PA	3PM	3P%	REB	RPG	STL	AST	BL
1985-86	5.9	28	165	60	166	36.1	45	76	59.2	--	--	--	137	4.9	35	22	0
1984-85	10.8	29	312	123	284	43.3	66	115	57.4	--	--	--	251	8.7	38	16	3
1983-84	6.0	23	137	46	117	39.3	45	79	57.0	--	--	--	124	5.4	27	29	1
CAREER	7.7	80	614	229	567	40.4	156	270	57.8	--	--	--	512	6.4	100	67	4

Solomon, Tara														Woodbury, Tennessee			
Year	PPG	GM	PTS	FGM	FGA	FG%	FTM	FTA	FT%	3PA	3PM	3P%	REB	RPG	STL	AST	BL
1993-94	12.3	25	307	119	270	44.1	38	48	79.2	31	90	34.4	116	4.6	45	131	2
1992-93	13.6	30	408	160	359	44.6	48	67	71.6	40	118	33.9	119	4.0	48	87	9
CAREER	13.0	55	715	279	629	44.4	86	115	74.5	71	208	34.1	235	4.3	93	218	11

1994, NAIA Division I All-Southeast Region Independent Team; 1993 NAIA All-District 25.

Southern, Tabby														Elijay, Georgia			
Year	PPG	GM	PTS	FGM	FGA	FG%	FTM	FTA	FT%	3PA	3PM	3P%	REB	RPG	STL	AST	BL
1989-90	1.6	10	16	8	17	47.1	0	2	00.0	0	0	00.0	14	1.4	2	16	0
CAREER	1.6	10	16	8	17	47.1	0	2	00.0	0	0	00.0	14	1.4	2	16	0

Stanioch, Justyna														Wroclaw, Poland			
Year	PPG	GM	PTS	FGM	FGA	FG%	FTM	FTA	FT%	3PA	3PM	3P%	REB	RPG	STL	AST	BL
1998-99	16.5	30	494	203	357	56.9	88	151	58.3	0	0	00.0	197	6.6	62	64	25
1997-98	15.4	22	339	141	268	52.6	57	103	55.3	0	1	00.0	141	6.4	45	49	24
1996-97	24.6	5	123	53	82	64.6	17	35	48.6	0	0	00.0	60	12.0	17	7	1
CAREER	16.8	57	956	397	707	56.2	162	289	56.1	0	1	00.0	398	7.0	124	120	50

1999, Women's Division II Bulletin Honorable Mention All-American; 1999, First Team All-Peach Belt Conference.

Stanioch, Magda														Wroclaw, Poland			
Year	PPG	GM	PTS	FGM	FGA	FG%	FTM	FTA	FT%	3PA	3PM	3P%	REB	RPG	STL	AST	BL
1997-98	4.4	27	120	52	108	48.1	16	25	64.0	0	0	00.0	78	2.9	15	11	22
CAREER	4.4	27	120	52	108	48.1	16	25	64.0	0	0	00.0	78	2.9	15	11	22

Stephens, Kelly														Demorest, Georgia			
Year	PPG	GM	PTS	FGM	FGA	FG%	FTM	FTA	FT%	3PA	3PM	3P%	REB	RPG	STL	AST	BL
1987-88	3.2	24	68	26	51	51.0	16	31	51.6	0	0	00.0	54	2.6	5	3	0
1986-87	5.8	27	157	67	124	54.0	23	49	46.9	--	--	--	91	3.4	16	9	1
CAREER	4.4	51	225	93	175	53.1	39	80	48.8	0	0	00.0	145	2.8	21	12	1



All-Time Lady Owls

Stevenson, Donna														Marietta, Georgia			
Year	PPG	GM	PTS	FGM	FGA	FG%	FTM	FTA	FT%	3PA	3PM	3P%	REB	RPG	STL	AST	BL
1985-86	3.9	26	175	76	164	46.3	23	52	44.2	--	--	--	115	4.4	34	26	4
1984-85	14.3	29	414	172	404	42.6	70	114	61.4	--	--	--	150	5.2	49	47	9
1984-83	13.3	12	160	70	137	51.1	20	34	58.8	--	--	--	108	9.0	19	37	3
CAREER	11.2	67	749	318	705	45.1	113	200	56.5	--	--	--	373	5.6	102	110	16

Sturdivant, Jeanne														Marietta, Georgia			
Year	PPG	GM	PTS	FGM	FGA	FG%	FTM	FTA	FT%	3PA	3PM	3P%	REB	RPG	STL	AST	BL
1982-83	1.8	23	42	17	51	33.3	8	22	36.4	--	--	--	63	2.7	10	8	9
CAREER	1.8	23	42	17	51	33.3	8	22	36.4	--	--	--	63	2.7	10	8	9

Sullivan, Amy														Carrollton, Georgia			
Year	PPG	GM	PTS	FGM	FGA	FG%	FTM	FTA	FT%	3PA	3PM	3P%	REB	RPG	STL	AST	BL
1993-94	3.9	7	27	6	13	46.2	15	19	78.9	0	0	00.0	14	2.0	6	22	0
1992-93	3.8	29	110	22	80	27.5	62	77	80.5	4	13	30.8	50	1.7	41	82	3
CAREER	3.8	36	137	28	93	30.1	77	96	80.2	4	13	30.8	64	1.8	47	104	3

Swindell, Sherry														Lilburn, Georgia			
Year	PPG	GM	PTS	FGM	FGA	FG%	FTM	FTA	FT%	3PA	3PM	3P%	REB	RPG	STL	AST	BL
1991-92	9.5	31	295	116	253	45.8	11	18	61.1	52	105	49.5	68	2.2	31	60	0
1990-91	8.9	31	275	106	229	46.3	23	38	60.5	52	105	49.5	58	1.9	40	44	0
1989-90	12.1	29	350	138	290	47.6	30	41	73.2	44	82	53.7	75	2.8	30	54	1
CAREER	10.1	91	920	360	772	46.7	64	97	66.0	148	292	50.7	201	2.2	101	158	1

Szaniecka, Anna														Poznan, Poland			
Year	PPG	GM	PTS	FGM	FGA	FG%	FTM	FTA	FT%	3PM	3PA	3P%	REB	RPG	STL	AST	BL
2002-03	1.5	13	20	8	16	50.0	4	10	40.0	0	0	00.0	16	1.2	3	2	0
2001-02	7.0	27	189	72	152	47.4	45	74	60.8	0	0	00.0	119	4.4	17	39	12
2000-01	9.3	27	251	95	182	52.2	61	89	68.5	0	0	00.0	191	7.1	25	30	5
1999-00	4.8	27	130	52	92	56.5	26	44	59.1	0	0	00.0	40	1.5	7	18	4
CAREER	6.3	94	590	227	442	51.4	136	217	63.8	0	0	00.0	366	4.3	52	89	21

Tanner, Tiffany														Fort Oglethorpe, Georgia			
Year	PPG	GM	PTS	FGM	FGA	FG%	FTM	FTA	FT%	3PA	3PM	3P%	REB	RPG	STL	AST	BL
1995-96	5.6	29	162	56	144	38.9	50	74	67.6	0	1	00.0	118	4.1	45	53	2
1994-95	5.3	26	138	46	112	41.1	46	76	60.5	0	0	00.0	108	4.2	42	26	1
1993-94	3.8	29	109	40	97	41.2	29	58	50.0	0	0	00.0	82	2.8	21	22	2
CAREER	4.9	84	409	142	353	40.2	125	208	60.1	0	1	00.0	308	3.7	108	101	5

Thomas, Audra														Romeo, Michigan			
Year	PPG	GM	PTS	FGM	FGA	FG%	FTM	FTA	FT%	3PA	3PM	3P%	REB	RPG	STL	AST	BL
2000-01	2.7	23	62	24	52	46.2	14	28	50.0	0	0	00.0	46	2.0	7	7	0
CAREER	2.7	23	62	24	52	46.2	14	28	50.0	0	0	00.0	46	2.0	7	7	0

Thomas, Mandy														Boaz, Alabama			
Year	PPG	GM	PTS	FGM	FGA	FG%	FTM	FTA	FT%	3PA	3PM	3P%	REB	RPG	STL	AST	BL
1997-98	7.0	27	188	80	196	40.8	28	37	75.7	0	2	00.0	107	4.0	52	110	9
1996-97	6.8	32	216	82	217	37.8	52	76	68.4	0	1	00.0	161	5.0	69	86	8
CAREER	6.8	59	404	162	413	39.2	80	113	70.8	0	3	00.0	267	4.5	121	196	17

Thomas, Monica														Hephzibah, Georgia			
Year	PPG	GM	PTS	FGM	FGA	FG%	FTM	FTA	FT%	3PA	3PM	3P%	REB	RPG	STL	AST	BL
1991-92	11.5	31	355	148	284	52.1	58	98	59.2	1	1	100.0	140	4.5	20	20	20
CAREER	11.5	31	355	148	284	52.1	58	98	59.2	1	1	100.0	140	4.5	20	20	20

1992, NAIA District 25 All-Freshman Team.

Thornton, Dion														Jackson, Tennessee			
Year	PPG	GM	PTS	FGM	FGA	FG%	FTM	FTA	FT%	3PA	3PM	3P%	REB	RPG	STL	AST	BL
1998-99	15.7	32	503	197	348	56.6	109	161	67.7	0	0	00.0	274	8.6	46	42	40
1997-98	15.1	28	423	173	302	57.3	77	131	58.8	0	0	00.0	261	9.3	34	41	29
CAREER	15.4	60	926	370	650	56.9	186	292	63.7	0	0	00.0	535	8.9	80	83	69

1999, First Team All-Peach Belt Conference; 1998, Women's Division II Bulletin Honorable Mention All-American; 1998 First Team All-Peach Belt Conference.

Touchstone, Angie														Adairsville, Georgia			
Year	PPG	GM	PTS	FGM	FGA	FG%	FTM	FTA	FT%	3PA	3PM	3P%	REB	RPG	STL	AST	BL
1982-83	1.8	15	27	13	40	32.5	1	3	33.3	--	--	--	9	0.6	2	5	0
CAREER	1.8	15	27	13	40	32.5	1	3	33.3	--	--	--	9	0.6	2	5	0



All-Time Lady Owls

Trammell, Jenny														Acworth, Georgia			
Year	PPG	GM	PTS	FGM	FGA	FG%	FTM	FTA	FT%	3PA	3PM	3P%	REB	RPG	STL	AST	BL
1991-92	3.6	31	112	47	101	46.5	17	28	60.7	1	2	50.0	110	3.5	55	73	2
1990-91	3.6	30	107	40	90	44.4	27	39	69.2	1	2	50.0	89	3.0	52	72	0
1989-90	9.1	29	265	99	203	48.8	67	101	66.3	0	1	00.0	166	6.4	108	133	2
1988-89	3.4	28	96	34	79	43.0	28	38	73.7	0	0	00.0	66	2.4	36	32	1
CAREER	4.9	118	580	220	473	46.5	139	206	67.5	2	5	40.0	431	3.7	251	310	5

Tripp, Tammy														Dawson, Georgia			
Year	PPG	GM	PTS	FGM	FGA	FG%	FTM	FTA	FT%	3PA	3PM	3P%	REB	RPG	STL	AST	BL
1988-89	2.7	9	24	7	21	33.3	10	13	76.9	0	0	00.0	9	1.0	7	6	2
CAREER	2.7	9	24	7	21	33.3	10	13	76.9	0	0	00.0	9	1.0	7	6	2

Trundle, Conny														Ringgold, Georgia			
Year	PPG	GM	PTS	FGM	FGA	FG%	FTM	FTA	FT%	3PA	3PM	3P%	REB	RPG	STL	AST	BL
1990-91	9.8	31	305	116	225	51.6	73	117	62.4	0	0	00.0	150	4.8	17	19	0
1989-90	14.2	27	384	143	278	51.4	100	148	67.6	0	0	00.0	161	6.7	22	30	3
1988-89	8.1	28	227	90	176	51.1	47	78	60.3	0	0	00.0	100	3.6	13	13	3
CAREER	10.7	86	916	349	679	51.4	210	343	61.2	0	0	00.0	411	4.8	52	62	6

Turner, Jennifer														Morrow, Georgia			
Year	PPG	GM	PTS	FGM	FGA	FG%	FTM	FTA	FT%	3PA	3PM	3P%	REB	RPG	STL	AST	BL
1985-86	3.4	25	86	30	82	36.6	26	41	63.4	--	--	--	47	1.9	19	15	1
1984-85	7.8	29	226	91	218	41.7	44	71	62.0	--	--	--	115	3.9	48	13	1
1983-84	8.4	27	227	94	218	43.1	39	49	79.6	--	--	--	93	3.4	30	38	3
CAREER	6.7	81	539	215	518	41.6	109	161	67.7	--	--	--	255	3.1	97	66	5

Usaito, Kristina														Klaipeda, Lithuania			
Year	PPG	GM	PTS	FGM	FGA	FG%	FTM	FTA	FT%	3PM	3PA	3P%	REB	RPG	STL	AST	BL
2002-03	7.6	29	221	69	186	37.1	83	124	66.9	0	4	00.0	175	6.0	40	49	24
CAREER	7.6	29	221	69	186	37.1	83	124	66.9	0	4	00.0	175	6.0	40	49	24

Varnum, Abriele														Commerce, Georgia			
Year	PPG	GM	PTS	FGM	FGA	FG%	FTM	FTA	FT%	3PA	3PM	3P%	REB	RPG	STL	AST	BL
2001-02	1.0	3	3	1	2	50.0	1	2	50.0	0	1	00.0	0	0.0	0	1	0
2000-01	2.1	11	23	7	18	38.9	3	6	50.0	6	12	50.0	7	0.6	2	3	0
CAREER	1.9	14	26	8	20	40.0	4	8	50.0	6	13	46.2	7	0.5	2	4	0

Waldrip, Gina														Gainesville, Georgia			
Year	PPG	GM	PTS	FGM	FGA	FG%	FTM	FTA	FT%	3PA	3PM	3P%	REB	RPG	STL	AST	BL
1989-90	6.1	29	177	62	154	40.3	47	82	57.3	3	8	37.5	108	3.8	81	220	3
1988-89	4.8	27	130	46	104	44.2	38	50	76.0	0	0	00.0	68	1.9	41	68	0
1987-88	6.0	32	193	69	158	43.7	52	75	69.3	3	4	75.0	53	1.7	44	43	0
1986-87	5.9	28	164	66	146	45.2	32	51	62.7	--	--	--	73	2.6	56	59	4
CAREER	5.7	116	664	243	562	43.2	169	258	65.5	6	12	50.0	302	2.6	222	390	7

Watts, Kim														Cave Springs, Georgia			
Year	PPG	GM	PTS	FGM	FGA	FG%	FTM	FTA	FT%	3PA	3PM	3P%	REB	RPG	STL	AST	BL
1995-96	11.5	28	324	121	263	46.0	80	120	66.7	0	0	00.0	263	9.4	48	56	11
1994-95	5.8	25	144	59	131	45.0	26	51	51.0	0	0	00.0	117	4.7	20	16	2
1993-94	10.3	29	299	123	262	46.9	53	96	55.2	0	1	00.0	217	7.5	37	18	1
1992-93	10.0	30	299	124	238	52.1	51	70	72.9	0	0	00.0	203	6.8	31	39	14
CAREER	9.5	112	1066	427	894	47.8	210	337	62.3	0	1	00.0	800	7.1	136	129	28

1993, NAIA District 25 All-Freshman Team.

Webb, Lorena														Ocala, Florida			
Year	PPG	GM	PTS	FGM	FGA	FG%	FTM	FTA	FT%	3PA	3PM	3P%	REB	RPG	STL	AST	BL
1998-99	3.8	16	61	23	50	46.0	15	26	57.7	0	0	00.0	39	2.4	2	8	2
CAREER	3.8	16	61	23	50	46.0	15	26	57.7	0	0	00.0	39	2.4	2	8	2

Williamson, Kelly														North Springs, Georgia			
Year	PPG	GM	PTS	FGM	FGA	FG%	FTM	FTA	FT%	3PA	3PM	3P%	REB	RPG	STL	AST	BL
1984-85	1.0	27	29	12	31	38.7	5	17	29.4	--	--	--	19	0.7	26	17	1
1983-84	0.8	6	5	1	3	33.3	1	2	50.0	--	--	--	2	0.3	0	3	12
CAREER	1.0	33	34	13	34	38.2	6	19	31.6	--	--	--	21	0.6	26	20	13



All-Time Lady Owls

Willis, Sharon													Marietta, Georgia				
Year	PPG	GM	PTS	FGM	FGA	FG%	FTM	FTA	FT%	3PA	3PM	3P%	REB	RPG	STL	AST	BL
1982-83	10.3	23	238	101	226	44.7	39	63	57.1	--	--	--	164	7.1	34	21	7
CAREER	10.3	23	238	101	226	44.7	39	63	57.1	--	--	--	167	7.1	34	21	7

Willis, Sheila													Marietta, Georgia				
Year	PPG	GM	PTS	FGM	FGA	FG%	FTM	FTA	FT%	3PA	3PM	3P%	REB	RPG	STL	AST	BL
1995-96	0.5	11	5	1	6	16.7	3	7	42.9	0	0	00.0	10	0.9	2	5	0
CAREER	0.5	11	5	1	6	16.7	3	7	42.9	0	0	00.0	10	0.9	2	5	0

Worthy, Chason													Dallas, Georgia				
Year	PPG	GM	PTS	FGM	FGA	FG%	FTM	FTA	FT%	3PA	3PM	3P%	REB	RPG	STL	AST	BL
1995-96	0.5	11	5	1	6	16.7	3	7	42.9	0	0	00.0	10	0.9	2	5	0
CAREER	0.5	11	5	1	6	16.7	3	7	42.9	0	0	00.0	10	0.9	2	5	0

Wright, Shelly													Douglasville, Georgia				
Year	PPG	GM	PTS	FGM	FGA	FG%	FTM	FTA	FT%	3PA	3PM	3P%	REB	RPG	STL	AST	BL
1995-96	3.2	26	82	30	75	40.0	22	40	55.0	0	0	00.0	71	2.7	9	11	2
CAREER	3.2	26	82	30	75	40.0	22	40	55.0	0	0	00.0	71	2.7	9	11	2

Wyatt, Jocelyn													Lilburn, Georgia				
Year	PPG	GM	PTS	FGM	FGA	FG%	FTM	FTA	FT%	3PA	3PM	3P%	REB	RPG	STL	AST	BL
2000-01	7.7	27	209	82	179	45.8	45	63	71.4	0	0	00.0	156	5.8	38	46	6
CAREER	7.7	27	209	82	179	45.8	45	63	71.4	0	0	00.0	156	5.8	38	46	6

Yarborough, Rhonda													Lithia Springs, Georgia				
Year	PPG	GM	PTS	FGM	FGA	FG%	FTM	FTA	FT%	3PA	3PM	3P%	REB	RPG	STL	AST	BL
1986-87	1.8	12	21	6	37	16.2	9	12	75.0	--	--	--	23	1.9	3	7	0
1985-86	0.7	11	8	2	9	22.2	4	7	57.1	--	--	--	12	1.1	2	2	1
CAREER	1.3	23	29	8	46	17.4	13	19	68.4	--	--	--	35	1.5	5	9	1

Zachery, Candice													Douglasville, Georgia				
Year	PPG	GM	PTS	FGM	FGA	FG%	FTM	FTA	FT%	3PA	3PM	3P%	REB	RPG	STL	AST	BL
1982-83	5.7	17	97	40	115	34.8	17	33	51.5	--	--	--	54	3.2	30	36	0
CAREER	5.7	17	97	40	115	34.8	17	33	51.5	--	--	--	54	3.2	30	36	0

Zmuda, Ewelina													Zielona Gora, Poland				
Year	PPG	GM	PTS	FGM	FGA	FG%	FTM	FTA	FT%	3PA	3PM	3P%	REB	RPG	STL	AST	BL
1999-00	5.3	30	160	71	159	44.7	18	41	43.9	0	0	00.0	170	5.7	36	21	72
1998-99	6.5	20	130	53	91	58.2	24	40	60.0	0	0	00.0	72	3.6	14	8	24
1997-98	2.7	24	64	28	78	35.9	8	20	40.0	0	0	00.0	73	3.0	12	10	34
CAREER	4.8	74	354	152	328	46.3	50	101	49.5	0	0	00.0	315	4.3	62	39	130



Sharpen cutting your edge.

Looking to increase your marketability, give your skills a boost, or just have a little fun learning something new? Continuing Education at KSU offers an array of complete, comprehensive, and convenient non-credit education programs and courses. With our on-site and online learning, we're never far from where you are. Let us help you sharpen your cutting edge.

CISCO CERTIFICATION

CORPORATE TRAINING

KENNESAW INTERNET
PROFESSIONAL

A+/NET+

SOUTHEAST
CYBERCRIME INSTITUTE

ONLINE COURSES

PROFESSIONAL DEVELOPMENT

LIFE ENRICHMENT

TEST PREPARATION

GOLDEN UNIVERSITY (50+)

FOREIGN LANGUAGES


MICROSOFT CERTIFICATION



Continuing Education

What can we do for you?

770-423-6765 • www.kennesaw.edu/coned



 Chick-fil-A®


We Didn't Invent The Chicken
Just The Chicken Sandwich®

**TWO KENNESAW LOCATIONS
TOWN CENTER AT COBB • BARRETT PARKWAY**

verizonwireless
We never stop working for you.

WORKING: ON AND OFF THE COURT

Just like the Owls, we're always working hard. Always testing, always investing. That's why we drove our test vehicles more than 2,100 miles a month last year, testing call quality and network reliability across Georgia. And it's why we invested millions to improve and expand our network. All to make the nation's best wireless network even better. And to make sure Kennesaw State and their fans always get the very best wireless service available.



1.800.2 JOIN IN
www.verizonwireless.com

Verizon Wireless is the
Official Wireless Provider of

Kennesaw State Athletics

See verizonwireless.com/bestnetwork for details. ©2003 Verizon Wireless.