



LADY OWLS
KENNESAW STATE

2002-03
INFORMATION GUIDE

OFFICIAL HOST HOTELS FOR KENNESAW STATE UNIVERSITY



GREAT DISCOUNTED RATES FOR TEAMS VISITING KSU AT A PRIME HOTEL LOCATION,
JUST 2 MILES FROM THE KSU CAMPUS!

2003 / 2004
TEAM RATES

Holiday Inn EXPRESS®

147 Guest Rooms
Interior Corridor/High-rise
30 Item complimentary Breakfast Bar
Electronic Door Locks
HBO - ESPN - TBS - FOX - TNT -USA
THE WEATHER CHANNEL & MORE!
Free use of L.A. Fitness Health Facility
Priority Club Points for Coaches
Outdoor Pool
Guest Laundry Facilities

TEAM RATES

THUR - SUN - \$62.00

MON - WED - \$69.00

(1 to 4 person rate)

FOR RESERVATIONS

CALL (770) 427-5210

ASK FOR THE SALES DEPARTMENT



BY CHOICE HOTELS

61 Guest rooms
Interior Corridor/High-rise
Complimentary Breakfast Bar
Electronic Door Locks
HBO - ESPN - TBS -
FOX - TNT - USA
THE WEATHER CHANNEL & MORE!
Guest Laundry Facility Available
Outdoor Pool
Free use of L.A. Fitness Health Facility

TEAM RATES

THUR - SUN - \$55.00

MON - WED - \$59.00

(1 to 4 person rate)

FOR RESERVATIONS

CALL (770) 499-9200

ASK FOR THE GENERAL MANAGER

Located directly across the street from Town Center Mall with numerous restaurants within walking distance!
Both hotels feature coffee makers in all rooms and free local telephone calls.

GOLD'S



®

GYM

"Serious Fitness for every BODY"

770-425-GOLD

Slam Dunk...Popcorn



AS A PROUD SPONSOR OF THE KENNESAW STATE OWLS, AMC THEATRES
WOULD LIKE TO CHEER YOU ON TO A BETTER MOVIE-GOING EXPERIENCE.

amc
THEATRES.

Barrett Commons 24 Theatres
Cobb Place Lane at Barrett Parkway

Call 404-816-4AMC for showtimes and tickets or go to moviewatcher.com

Visit our other Atlanta locations:


Southlake Pavilion 24 • Colonial 18 • North DeKalb 16 • Mansell Crossing 14
Phipps Plaza 14 • Galleria 8 • Northlake 8 • Buckhead Backlot 6

2002-03 LADY OWLS ALPHABETICAL ROSTER

No.	Player	Position	Ht	Class	Hometown	2001-02 School
21	Paulina Aniola	Forward	6.0	Junior	Poznan, Poland	Kennesaw State
20	Jasmine Benson	Guard	5.9	Sophomore	Gainesville, GA	Shorter College
32	Kristal Brooks	Guard	5.10	Junior	Powder Springs, GA	did not play
00	Tori Carrington	Guard	5.8	Junior	Riverdale, GA	Kennesaw State
23	Leslie Code	Guard	5.9	Fresh	Denver, CO	Life University
45	Denisha Ferguson	Forward	6.0	Junior	Clarksville, TN	Kennesaw State
15	Lauren Gaines	Guard	5.7	Junior	Cumming, GA	Kennesaw State
44	LaTonya Henry	Forward	5.11	Junior	Evergreen, AL	Shelton State CC
30	Mareme Konate	Guard	5.10	Sophomore	Dakar, Senegal	Kennesaw State
3	Malgorzata Morka	Guard	5.10	Sophomore	Racibore, Poland	Kennesaw State
5	Dominika Miezowska	Guard	5.9	Fresh	Gdansk, Poland	AOPE Gdansk
25	Anna Szaniecka	Forward	6.0	Senior	Poznan, Poland	Kennesaw State
12	Kristina Usaite	Forward	6.1	Sophomore	Klaipeda, Lithuania	Liberty University

2002-03 LADY OWLS NUMERIC ROSTER

No.	Player	Position	Ht	Class	Hometown	2001-02 School
00	Tori Carrington	Guard	5.8	Junior	Riverdale, GA	Kennesaw State
3	Malgorzata Morka	Guard	5.10	Sophomore	Racibore, Poland	Kennesaw State
5	Dominika Miezowska	Guard	5.9	Fresh	Gdansk, Poland	AOPE Gdansk
12	Kristina Usaite	Forward	6.1	Sophomore	Klaipeda, Lithuania	Liberty University
15	Lauren Gaines	Guard	5.7	Junior	Cumming, GA	Kennesaw State
20	Jasmine Benson	Guard	5.9	Sophomore	Gainesville, GA	Shorter College
21	Paulina Aniola	Forward	6.0	Junior	Poznan, Poland	Kennesaw State
23	Leslie Code	Guard	5.9	Fresh	Denver, CO	Life University
25	Anna Szaniecka	Forward	6.0	Senior	Poznan, Poland	Kennesaw State
30	Mareme Konate	Guard	5.10	Sophomore	Dakar, Senegal	Kennesaw State
32	Krystal Brooks	Guard	5.10	Junior	Powder Springs, GA	did not play
44	LaTonya Henry	Forward	5.11	Junior	Evergreen, AL	Shelton State CC
45	Denisha Ferguson	Forward	6.0	Junior	Clarksville, TN	Kennesaw State



COACHING STAFF

Head Coach

Colby Tilley

Assistant Coach

Sarah Coleman

Assistant Coach

Paula Skinner

Student Assistant

Abrielle Varnum

Student Assistant


Thomas Steward

LADY OWLS PRONUNCIATION GUIDE

Paulina Aniola	PAUL-E-NAH AN-YOO-LA
Mareme Konate	MA-REAM CO-NAH-TAY
Malgorzata Morka	MAHL-GORE-ZAH-TA MOORE-KAH
Dominika Miezowska	DOE-MEE-NEE-KA MIA-SCH-COV-SKA
Anna Szaniecka	AH-NAH SHA-NESH-KAH
Kristina Usaite	KRIST-TEENA U-SA-TAY



2002-03 KENNESAW STATE UNIVERSITY LADY OWLS



Front Row: Lauren Gaines, Tori Carrington, Dominika Miezowska, Jasmine Benson, Lesley Code, Kristal Brooks.
Back Row: Malgorzata Morka, Denisha Ferguson, Paulina Aniola, Kristina Usaite, Anna Szaniecka, LaTonya Henry, Mareme Konate.

**The 2002-03
Kennesaw State University
Sports Information Staff**

Director of Media/
Sports Information

Mark Toma

Associate Directors

Chris Lerstang
Justin Young

Assistant Directors

Katie Carlson
Sue Coggles
Bo Counts
Nikki Scholer

**The 2002-03
Kennesaw State University Lady Owls
Media Guide and Yearbook**

Director of Media and Sports Information Mark Toma
Associate Sports Information Directors Chris Lerstang and Justin Young
Creative Consultants Sarah Coleman, Paula Skinner
Layout and Design Chris Lerstang, Mark Toma, Justin Young
Statistics Sue Coggles, Bo Counts, Katie Carlson, Chris Lerstang, Mark Toma and Justin Young
Editors Sue Coggles, Bo Counts, Sara Coleman, Chris Lerstang, Mark Toma, Colby Tilley, Paula Skinner, Justin Young
Writers Chris Lerstang, Mark Toma, Justin Young
Photography Jim Bolt, Mimi Fittapaldi, Mike Redd, Mark Toma
Director of Sales and Marketing Dreama Verner, Felecia Mulkey
Advertising Felecia Mulkey, Mark Toma
Printing Georgia Printing Company in Gainesville, Georgia
Front Cover Layout Chris Lerstang, Mark Toma, Justin Young
Basketball Research Bo Counts, Sarah Coleman, Chris Lerstang, Paula Skinner, Mark Toma, Scott Whitlock, Justin Young

2002-03 Kennesaw State Lady Owls



2002-03 Roster	5
Team Picture	6
KSU Quick Facts	9
Season Preview	12
Head Coach Colby Tilley	18
Assistant Coaches	22
Sports Medicine	25
2002-03 Schedule	27
2002-03 Players	29
2002-03 Opponents	50
2001-02 Season Review	51
2001-02 Peach Belt Review	54
2001-02 Game Capsules	56
Year-By-Year Results	64
All-Time Opponents	68
Yearly Peach Belt Results	72
Single Season Leaders	76
Career Leaders	77
Yearly Leaders	78
Record	80
Season Team Statistics	83
Lady Owls History	84
All-Time Player Statistics	85
Peach Belt Composite Schedule	98



Bubble #36-8401(g)

Duties include:
making victory
that much sweeter

enjoy

quick facts kennesaw state

School	Kennesaw State University
Nickname	Lady Owls
Arena	Spec Landrum Centre
Colors	Black and Gold
Capacity	1,500
Mailing Address	1000 Chastain Road Building 3-Athletics Kennesaw, GA 30144
Enrollment	15,495
Founded	1963
President	Dr. Betty Seigel
Athletic Director	Dr. Dave Waples
Head Coach	Colby Tilley
Office Phone	770.423.6413
email Address	ctilley@kennesaw.edu
Assistant Coach	Sarah Coleman
Office Phone	770.423.4476
email Address	scoleman@kennesaw.edu
Assistant Coach	Paula Skinner
Office Phone	770.499.3425
email Address	pskinne@kennesaw.edu
Student Assistant	Abriele Varnum
Athletic Trainer	Karen Pfeifer
Office Phone	770.423.6487
email Address	kpfeifer@kennesaw.edu
Director of Media	Mark Toma
Office Phone	770.499.3217
Home	770.514.0300
Cell	770.862.8556
email Address	mtoma@kennesaw.edu
Director of Marketing and Promotions	Felicia Ingle
Office Phone	770.423.6455
email	fmulkey@kennesaw.edu
National Affiliation	NCAA Division II
Conference	Peach Belt Conference
PBC Members	Armstrong Atlantic Pirates, Augusta State Jaguars, Clayton State Lakers, Columbus State Cougars, Francis Marion Patriots, GC&SU Bobcats, Lander Senators, UNC Pembroke Braves, USC Aiken Pacers, USC Spartanburg Rifles, North Florida Ospreys
Booster Club	The Fast Break Club
Elite Eight Appearances	2, 1999 and 1997
Regional Championships	2, 1999 and 1997
Conference Regular Season Titles	1
Conference Tournament Championships	1
All-Americans	3, Rima Brazenas, Joanna Cuprys and Amie Kane
2001-02 All-Conference	1, Denisha Ferguson

JCPenney®

*Supports K.S.U.
Athletics*

Town Center Mall
400 Ernest W. Barrett Pkwy.
Kennesaw, Ga.

and
J.C. Penney Home Store
667 Ernest W. Barrett Pkwy.
Kennesaw, Ga.

SEARS

Town Center
770-429-2346

Sears is an Equal
Opportunity Employer

Join our winning team!

If you're ready to discover rewarding career opportunities in retail hourly and management positions with Sears, stop by our Human Resources Department.

SEARS 400 Ernest Barrett Pkwy.
Kennesaw, GA 30144
Sears is an Equal Opportunity Employer

**KENNESAW STATE
UNIVERSITY BOOKSTORE**

Used & New Books
Great looking shirts
Computers & Software
Supplies, Gifts, & Cards

We buy books all day everyday!
We sell software at a student discount.

Stop by!
We are glad to help you.

HOOP IT UP.

ATHLETICS inspires us not only to be our best, but to be the best. PARISIAN is proud to support the men and women of the KENNESAW STATE basketball program.



TACO MAC



Taco Mac at
Town Center offers
STUDENTS and FACULTY
20% OFF FOOD with a valid
KSU ID !

*Come to TACO MAC after the game and watch all of the
NFL, NCAA, NHL & MLB games on our BIG SCREEN TV !*

2615 George Busbee Pkwy Kennesaw, GA 30144 770-426-1515

DEEPER AND EXPERIENCED

The 2002-2003 Lady Owls are preparing for bigger and better things

Depth. That was the missing ingredient from last year's 17-10 Peach Belt South Division championship year. But this is a new year and with four starters, the top five scorers and six new players on the roster, life around the Kennesaw State Lady Owls' basketball program is pretty good.



Overall

"I feel like we have the strongest team from top to bottom since I've been here. We have more depth than we've ever had. All the key positions have at least two deep. That's something we've missed in the past, so we're excited about that," Head Coach Colby Tilley said of the 2002-2003 Lady Owls.

"For Kennesaw State's standards, we've been down the last two years. We were 19-8 the year before last and 17-10 last year. Those are good years for most programs, but not for us. I think that was because our lack of depth. Now, we have, hopefully, taken care of that problem. So we'll see."

With the new faces around the proven returning players, Kennesaw State has high aspirations for the 2002-2003 season. The Owls return the top five scorers and 82 percent of the team's

scoring from last year. 69 percent of the rebounding is back as well. Six of the 10 losses were by less than five points. The Owls' 10 losses were only by an average margin of 4.2 points.

The Owls already have the respect of their peers. They are the early season favorites in the Peach Belt Conference in the preseason polls, voted by the coaches within the conference.

Frontcourt

"Philosophy-wise, I'm an inside guy. We want to go inside as much as we can. Our man-to-man offenses are geared to go inside," Tilley explained. "I would much rather take a two-footer than a 20-footer any day. I always have been. I think we have the people to be successful."

Leading the way for the Lady Owls once again will be first team All-Peach Belt player **Denisha Ferguson**. The Clarksville, Tennessee native is one of the premier players in the conference. She'll be the leader and foundation of this team. The junior post was the first Kennesaw State player to average a double-double in the school's history with 16.3 points and 10.3 rebounds per game.

Anna Szaniecka is back for her senior season at Kennesaw as a key player off of the Owl bench. Last season the Poznan, Poland native averaged seven points and 4.5 rebounds a game.

One of the team's most versatile players is **Mareme Konate**. The 5-10 native of Senegal can play three positions, but thrives more on the wing. She averaged nearly nine points a game in her freshman year. She started at the point in 11 games last season.

Also returning is **Paulina Aniola**. The junior saw limited time but brings experience to the paint.

Latonya Henry's presence will be felt from day one. She comes to KSU from Shelton State Community College. While there, she was named All-Region as she led her team in scoring and rebounding. Her presence will be immediately felt as another



weapon down low. The Evergreen, Alabama native was the seventh leading rebounder in JUCO last season with 13 per game. Her rebounding will be key for the Owls this season.

Kristina Usaite adds defensive depth to the frontcourt. The 6-1 sophomore transfer from Liberty University brings a presence to the paint and has the ability to score inside and out.

"The more successful we are inside, the more successful it will make us from the outside, because the defense will drop inside, which allows for our perimeter shooters to be effective. Our zone offenses are geared to take advantage of our perimeter shooters," Tilley said.



Backcourt

"Point guards are special breed because they have that mentality of leadership, running the team and knowing what to do. I think we have the best point guard in the conference in **Lauren Gaines**," Tilley said.

Gaines was an integral part of the Owls team last season. Unfortunately, she tore her ACL and kept her out of action for half of the season. Still, Gaines averaged 8.2 points and 6.4 assists per game. Now fully recuperated, Gaines is expected to be a leader in the backcourt.

In the backcourt again is sophomore sensation **Malgorzata Morka**. The Racibore, Poland native had an outstanding freshman season, averaging 13.7 points, 3.8 assists and pulling 3.1 rebounds per game.

Tori Carrington, another returning starter, will be back and much improved. The Riverdale, Georgia native is one of the Peach Belt Conference's top rebounding guards. She was third on the Owls last year with 4.6 rebounds per contest.

Freshman **Dominika Mieszkowska** will be an immediate impact player as a backup point guard. Coach Tilley has said when Mieszkowska enters the game for Gaines, there will be very little drop off in terms of ability to run the team and putting points on the board.

Newcomer **Jasmine Benson** brings an impressive career at Shorter College to KSU. While there, she was named the 2002 Freshman of the Year in the NAIA Alabama Conference as well as being named an All-Conference selection in 2002.

Newcomers **Lesley Code** and **Kristal Brooks** will add more depth to the backcourt as well. Code, a transfer from Life University is coming off an injured ACL last year and will be expected to add quickness to the lineup. Brook, from Powder Springs, Georgia, brings a great work ethic and fresh energy to the team.

2002-03 PEACH BELT CONFERENCE PRE-SEASON RANKINGS

	1	2	3	4	5	6	7	8	9	10	11	Total
NORTH												
USC Aiken	4	2	4	1	0	0	0	0	0	0	0	108
UNC Pembroke	0	0	0	0	3	1	2	3	0	2	0	53
Francis Marion	0	0	0	0	0	0	5	1	4	0	1	42
USC Spartanburg	0	0	0	0	0	1	1	2	2	4	1	34
Lander	0	0	0	0	0	0	0	1	4	2	4	24
Augusta State	0	0	0	0	0	0	1	0	2	3	5	22
SOUTH												
Kennesaw State	4	5	0	2	0	0	0	0	0	0	0	110
North Florida	3	1	4	3	0	0	0	0	0	0	0	103
Columbus State	1	2	2	4	0	1	1	0	0	0	0	92
GC&SU	0	0	1	2	4	3	1	0	0	0	0	76
Armstrong Atlantic	0	2	1	0	2	4	0	1	0	1	0	73
Clayton State	0	0	0	0	3	2	1	4	0	0	1	55



Depth

The new additions will not only improve the dynamics of the team, but also help the overall strategies during the game.

"We are quicker than we were last year," Tilley said. "We are going to be able to do some things this year that we weren't able to do last year from the standpoint of full court pressure and man-to-man defense. Just that quickness will cause more turnovers than we were able to cause last year. Plus we have more experience this year. The basic learning part is behind us."

One of the biggest hits to the team's depth was that of losing Gaines. The Cumming, Georgia native went down with a torn knee ligament at Christmas. The Lady Owls did not have a true backup point guard. Konate, a wing, was forced to play in the starter's role.

This year is different. Mieszkowska, the true freshman, is a bona fide point guard who will pick up where Gaines leaves off.

The frontline added some junior college transfers to the already experienced team.

"I like to think that we have two starting fives because there is that little difference between our top ten players."

Expectations

Make no mistake about it, there is one purpose on the minds of the Lady Owls. They want to win the Peach Belt Conference and possibly more. They can taste it.

"Our players are very competitive. They want to win the Peach Belt Conference. They want to go to the national tournament. They have that goal and they know what it takes to get there. They've all been winners wherever they've played. They bring that winning attitude to the campus and it makes for some great times," Tilley explained.

"There is an old saying, 'If it doesn't hurt to lose, you'll lose a lot.' Our players have been through situations where they won conference championships or league championships. Wherever they've been they've won. So they know what it takes. They don't accept losing as part of the big picture."

Looking at the Lady Owls in 2002-03 it doesn't appear that this season will be any different.



HITTIN' EM HARD

Denisha Ferguson, the only player to average a double-double over a season, is 154 rebounds away from tying Jenni Trammell for 10th on the All-Time rebounds list...if she can duplicate her 277 boards from last year. she would move to fifth on the all-time list.

MO's BETTA THREE'S

With 57 three pointers last season, **Malgorzata Morka** has cracked the KSU All-Time Top Ten in three pointers made, three pointers attempted and three-point percentage...with 43 this season, she will be just the third Lady Owl to make 100 threes in her career.

FOUNTAIN OF YOUTH

The Lady Owls have youth and experience on their side in '02-03... **Anna Szaniecka** is the only senior on this year's team... KSU is returning its five top scorers from a year ago...the Lady Owls have two freshman, four sophomores and six juniors on this year's team.

LADY OWLS SUMMER CAMPS

JUNE 16-19

9:00 AM-4:00 PM

JULY 21-24


9:00 AM-4:00 PM

INSTRUCTION BY
COACHES AND PLAYERS
FUNDAMENTAL STATIONS

DAILY SCRIMMAGES
SWIMMING

MEET THE PLAYERS
FREE T-SHIRTS


DAILY GAMES AND CONTESTS



For more information contact:
Assistant Coach Sarah Coleman
770.420.4476
scoleman@kennesaw.edu

FIRST NATIONAL BANK

OF
CHEROKEE



SUPPORTING KENNESAW STATE UNIVERSITY

Community bankers offering:

- *FREE checking*
- *Online banking*
- *Telephone banking*
- *Debit Cards*

Woodstock
770-591-9000

Marietta
770-422-0739

Canton
770-720-9000

www.fnbinternet.com



Great Rates and A Kitchen!



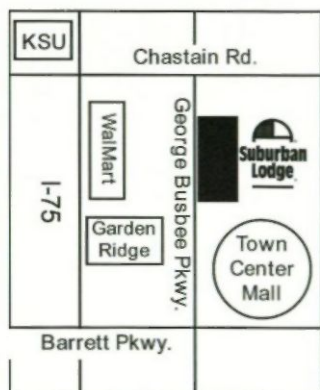
Kennesaw/Town Center Mall

(678) 581-1778

2900 George Busbee Pkwy.

(Across from WalMart & Garden Ridge)

GO...



- Complete Kitchens
- Free Local Calls
- On-Site Guest Laundry
- Interior Corridors
- Computer Data Ports
- Over 70 Cable Channels

Complimentary Gold's Gym Access for Guests!

(See management for details)

\$500 OFF

Daily Rate

*Valid first 4 nights



Present coupon at check-in.
Not valid with any other offers or specials.

\$2000 OFF

First Week!



Present coupon at check-in.
Not valid with any other offers or specials.

head coach colby tilley



Head Coach Colby Tilley is entering his eighth year as leader of the Lady Owls. For more than two decades, Tilley has established himself as one of the most successful and well-respected members of the women's basketball community. Tilley holds an impressive 606-171 record over the past 25 years as a collegiate head coach and has a sparkling winning percentage of .780. In his seven seasons as Lady Owls head coach, Tilley has posted a 154-51 record for a .751 winning percentage.

During his career at Kennesaw State, Tilley has guided the team to three of their top four winning seasons. He has led the Lady Owls to three 20-win seasons and had a 30-win campaign in 1996-97, which was the Black and Gold's first NCAA Elite Eight appearance. Tilley again marched into the Elite Eight in 1998-99 when his 28-4 team advanced to Pine Bluff, Arkansas.

Tilley is the winningest coach in the history of Kennesaw State. He surpassed the late Ron Walker who coached KSU from 1986 through 1992 after the

Lady Owls downed Armstrong Atlantic 78-54 for his 125th win on December 9, 2000. By adding another 20-win season to his resume, Tilley will tie Walker with four 20-plus win seasons.

Last season, Tilley once again led the Lady Owls back to the top spot in the Peach Belt Conference, when he mentored KSU to a 13-6 conference mark and a share of the Peach Belt Conference Northern Division title. The 2001-02 season also marked another special milestone for Tilley, as he won his 600th collegiate game. On January 30, 2002, he guided Kennesaw State to a 72-64 win over Lander University in Greenwood, South Carolina for win #600.

Before arriving on the KSU campus, Tilley spent nine years as the head coach at Auburn University at Montgomery (Ala.), where he started the women's basketball program in 1986. While putting together an overall mark of 218-74 (.747) at Auburn-Montgomery, his teams captured five Southern States Conference titles, five NAIA District 27 crowns and made seven appearances at the NAIA National Championship tournament. In his years at AUM, coach Tilley had six 20-win seasons and two 30-win seasons. In fact, he had back-to-back 30-win seasons for the second time in his career in the 1993-94 and 1994-95 seasons.


In the 1993-94 season, Tilley led the Lady Senators to their best finish and a Final Four showing. His last year pacing the Lady Senators was in 1994-95, during which his team went 34-3 overall while advancing to the Elite Eight.

Prior to taking the job at AUM, Tilley ran the women's basketball team at Truett-McConnell (Junior) College in Cleveland, Georgia from 1976 to 1984.

During his time at TMJC he steered the team to a 236-46 overall record (.837) in nine seasons. After a 17-8 first year campaign, Tilley steered his teams to eight straight seasons with 20 or more wins. Tilley had one of the best back-to-back seasons in JUCO history when he led the Lady Danes to a 36-win season in 1979-80 and a 31-win campaign during the 1980-81 season.

Overall he won five state championships, four Region 17 titles, and a national crown in 1980. Over his 25 campaigns on the bench, Tilley has garnished several coaching honors,

years **25**
winning seasons **24**
winning percentage **.780**



5 five thirty-win seasons
19 twenty-plus win seasons
2 elite eight appearances

head coach colby tilley

including being named the 1999 and 1997 NCAA Division II Coach of the Year in Georgia by the Atlanta Tip-Off Club. He has also been awarded the Georgia Basketball Lifetime Achievement Award by the same organization for having at least 500 career wins. The 1997 PBAC Coach of the Year, Tilley has also been selected as the District Coach of the Year four times and Regional Coach of the Year twice while at AUM; and Region Coach of the Year on six more occasions at Truett-McConnell. In the Danettes' national championship season, he was selected as the 1980 NJCAA National Coach of the Year. Tilley is also a member of the Women's Basketball Coaches Association.

Tilley began his coaching career in 1972 at Chatham (N.C.) Central High School, where he was an assistant football coach, head track coach, and boys' basketball coach for the freshman squad. He later moved up to the collegiate ranks at TMC in 1976. A native of Raleigh, NC., Tilley received his bachelor's degree from Appalachian State University in 1972. He went on to earn a master's degree from Georgia Southern University in 1974 and AUM in 1988. He also received his Ed.S (education specialist) degree from Auburn-Montgomery in 1992.

by the numbers

TRACKING TILLEY

SEASON	SCHOOL	W-L	PCT.
1976-77	Truett-McConnell	17-8	.680
1977-78	Truett-McConnell	25-6	.806
1978-79	Truett-McConnell	27-4	.871
1979-80	Truett-McConnell	36-2	.947
1980-81	Truett-McConnell	31-6	.838
1981-82	Truett-McConnell	24-6	.800
1982-83	Truett-McConnell	23-4	.852
1983-84	Truett-McConnell	23-4	.852
1984-85	Truett-McConnell	28-6	.824
1986-87	Auburn-Montgomery	20-11	.645
1987-88	Auburn-Montgomery	21-7	.750
1988-89	Auburn-Montgomery	20-11	.645
1989-90	Auburn-Montgomery	13-15	.464
1990-91	Auburn-Montgomery	24-9	.727
1991-92	Auburn-Montgomery	25-8	.758
1992-93	Auburn-Montgomery	27-6	.818
1993-94	Auburn-Montgomery	34-4	.895
1994-95	Auburn-Montgomery	34-3	.919
1995-96	KENNESAW STATE	17-12	.586
1996-97	KENNESAW STATE	30-2	.938
1997-98	KENNESAW STATE	18-10	.643
1998-99	KENNESAW STATE	28-4	.875
1999-00	KENNESAW STATE	25-5	.833
2000-01	KENNESAW STATE	19-8	.704
2001-02	KENNESAW STATE	17-10	.630
25 YEARS	THREE SCHOOLS	606-171	.780
9 YEARS	TRUETT-McCONNELL	234-46	.836
9 YEARS	AUB-MONTGOMERY	218-74	.747
7 YEARS	KENNESAW STATE	154-51	.751

Sometime figurehead, sometime friend, teacher or mentor, leader or disciplinarian, what is it that Kennesaw State Head Coach Colby Tilley brings to his players? Evident in his winning percentage and success, Tilley is one of the premiere coaches in the nation. But to find out what his players think of him we asked three of this years returning players — Denisha Ferguson, Tori Carrington and Lauren Gaines — to give some insights on their head coach Colby Tilley.



KSU: Give me a quick impression of Coach Tilley?

LG: He's sort of a quiet and keeps to himself. He's fairly unassuming.

DF: He's quiet, but when he has something to say he'll get his point across.

TC: When I think of him all I see is his hand on his face saying "What were you thinking?" He is a serious and caring person.

KSU: What do you like about him?

LG: He's straightforward. He'll tell you exactly what he is thinking and he doesn't mince. He's also sincere, you can tell he cares about each of us.

DF: He has a winning attitude and a history of winning. Plus, he is determined, each season, for us to be successful in everything we do.

TC: I like the fact that you can talk to him. He is very accessible and it feels like he cares more about us as players than he does about himself and his record.

KSU: Why do you respect him?

LG: Because he has been a coaching professional for over 25 years and he has proven himself time and time again so there is no reason to question him. Every team he has coached has been successful at some level.

DF: Because of who he is as a person and not just my coach. He is smart, well-known and knows basketball. Also because he not only pushes us in basketball, but he also teaches us about life off the court.

TC: The fact that he makes the players be all-around student athletes. He teaches us things that will make us better people in life. He's genuine.

KSU: How does he treat the players?

LG: He treats us like people not like a workhorse. As a player you feel like he wants the best for YOU, he doesn't treat you like an object to make himself look better.

DF: Like adults, he gives us the opportunity to prove ourselves on and off the court. He sort of treats us like his children, even though he gets mad at us, you still know that he cares about each of us.

TC: He's hard on us because he expects a lot out of us. He sees potential in all of us and he wants us to achieve everything he knows we are capable of doing.

KSU: I know he is a very serious man but does he ever make you laugh, even when he is serious?

LG: Oh yes. Sometimes he says things that aren't supposed to be funny, but just the way he says them is really hilarious. At times when you don't expect it, he will just say something so out of character that everyone just cracks up.

DF: Oh yeah, sometimes when Coach gets mad I just have to pause and listen to his words. He is very good at messing up our names and sometimes he makes this noise that sounds like Homer Simpson and I just can't stop laughing.

TC: I just laugh at Coach Tilley all day. Sometimes I will just look at him and laugh and think "it's just Coach Tilley." Being an upperclassman the fact that he has opened up with us and jokes with us.

KSU: Finally, do you feel like he can make you winners?

LG: Yes, because he sees the talent we have and he works with us. He is very good at working with his players, not trying to push us into some pre-made mold. Plus he knows basketball so well.

DF: Without a doubt. He has won before, he's smart and by the way he makes us believe in ourselves and our ability, I don't think there is anyone better suited to make us champions.

TC: Yes, because he won at a lot of levels and he knows what it takes. He has coached a lot of players and he spends a great deal of time studying the game and game films. He can be considered a basketball guru, he knows so much about it.



assistant coach sarah coleman

Sarah Coleman returns for her third year as a full-time assistant coach under Colby Tilley. After completing a successful four-year career as a player at Kennesaw State in 1999, Coleman joined the Lady Owls staff as a student assistant for the 1999-00 season. Hired as a full-time assistant in 2000, Coleman has become an integral part of the Kennesaw State success.

Serving under Colby Tilley, Coleman is quickly establishing herself as one of the top young post position coaches in the country. Possessing an enthusiastic and supportive demeanor, Coleman's style is seen favorably by both coaches and players.

In addition to working with the post players, Coleman's responsibilities include recruiting, coordinating team travel, monitoring academic progress, and coordinating the film exchange program.

During her four-year career as a player, Coleman was a member of both of Kennesaw State's Elite Eight teams in 1996-97 and 1998-99.

A stellar student, Coleman was a two-time member of the Peach Belt Conference Presidential Honor Roll. She received her degree in communication from Kennesaw State in 1999 and is currently pursuing her master's in public administration.

Coleman is an advocate of children's health and fitness and enjoys working with the education of local youths in the metropolitan Atlanta area.

During the off-season months, Coleman works basketball camps both on campus and with the YMCA of Cobb County and the greater Atlanta area. Coleman is also a member of the Women's Basketball Coaches Association.

A native of Folkston, Georgia, Coleman currently makes her home in Atlanta.



assistant coach paula skinner

Starting her seventh season on the bench at Kennesaw State is Assistant Coach Paula Skinner. A former aide and successor to Colby Tilley at Auburn-Montgomery, Skinner is one of two primary recruiters for the Lady Owls. Aside from her sideline tasks, she is in charge of International recruiting.

A former collegiate standout at Truett-McConnell Junior College in Cleveland, Georgia and Berry College in Mount Berry, Georgia, Skinner is an invaluable component to the success of the Lady Owls.

Skinner is an excellent tactician and communicator. Diligent in her training and conditioning, her ability to relate to and motivate her players has made her one of the region's most respected assistants.

Immediately prior to coming to Kennesaw State, Skinner took over the reigns for Tilley after he left Auburn-Montgomery in 1995. In just one season as interim head coach, Skinner dominated the NAIA Division I ranks by being named Southeast Regional Coach of the Year after leading AUM to a 30-6 record, a No. 4 national ranking, and advancing her team to the national quarterfinals.

Prior to taking over the program at AUM, Skinner was an assistant coach for four campaigns with Tilley at the helm. During her time alongside Tilley, AUM was 120-21 overall (.851 winning percentage) and went to the nationals each season.

Skinner is part of the Women's Basketball Coaches Association and National Fellowship of Christian Athletes.

After receiving her bachelor's degree from Berry in 1985, Skinner earned her master's in exercise physiology at AUM in 1990. Skinner has a son, Brock Jordan, born on March 14, 2001. Skinner was born in Smyrna, Georgia and currently lives in Dallas, Georgia.



student assistant coach **abriele varnum**




Former Kennesaw State player Abriele Varnum will be back with the Lady Owls as a student assistant coach for Colby Tilley during the 2002-03 season.

Varnum, a guard for the Lady Owls over the past two seasons, had her playing career shortened by a second knee injury last year. In her new capacity, Varnum will assist with practice, game filming and basketball administrative duties.

Varnum is junior who is pursuing a degree in business marketing. Upon graduating from Kennesaw State, Varnum has plans for a successful career in advertising.

Abriele is also an accomplished singer who has performed locally and nationally with her church choir. Hobbies include softball, dancing, bungee jumping, traveling to big city and coaching. She is a member of Delta Sigma Theta Sorority Inc. A native of Commerce, Georgia, she has a brother Courtney (25). She is the daughter of Helen and James Varnum.

student assistant coach **thomas steward**



The Lady Owls will have Thomas Steward join the staff this season as a graduate student assistant coach. Steward is a 1998 graduate of Midland University, where he received a degree in business management. He is currently pursuing a postgraduate degree in sports management.

Retired from the United State Marine Corps, where he played basketball for three seasons and was named to the All-Marines team.

Having been involved in competitive leagues since his youth, Steward brings experience and discipline to the Kennesaw State staff.

Steward has aspirations of coaching at the collegiate level and his practice duties with the Lady Owls will include aiding in practice drills and working closely with assistant coaches Skinner and Coleman with basketball operations.

manager **jessica smith**



Freshman Jessica Smith joins the Lady Owls' staff as student manager for the 2002-03 season. Jessica was a manager for the girl's basketball team at Collins Hills High School, which won back-to-back state championships the 1999-00 and 2000-01 seasons. In addition to working with women's basketball, she also worked for four seasons with the football team at Collins Hill. This will be Smith's first collegiate responsibility.

Jessica's duties include assisting with practice, game filming, and keeping team statistics.

Originally from Suwanee, Jessica lives in Kennesaw. She is majoring in sports management.

College is
tough enough
without having
to eat
dorm food.

ALL-YOU-CAN-EAT EVERY DAY

- Rotisserie Chicken • Fresh-Made Pizza • Made-From-Scratch Mashed Potato
- Carving Station with Sirloin Steak, Salmon or BBQ Ribs
- Fresh Fried Chicken • Fresh Hot Soup • Giant Salad Bar
- Homemade Dressings • Fresh Fruit • In the Bakery every day, fresh made Muffins, Cookies, Brownies and Rolls. Hundreds of other mouth-watering treats every day on the Golden Choice Buffet.®

**golden
corral**
Steaks, Buffet & Bakery

Try our Breakfast Buffet and wrap up your week with all your tasty breakfast favorites.

Saturday and Sunday 7:30 to 11:00

700 Barrett Parkway
Kennesaw, GA
428-6770



head athletic trainer karen pfeiffer



Karen Pfeiffer
Head Athletic
Trainer

Pfeiffer came to Kennesaw State in August of 2002 after serving as the head athletic trainer for Life University. Bringing years of athletic training experience to the Owls Athletic Department, Pfeiffer was also the assistant athletic trainer at Robert Morris College in Pittsburgh, Pennsylvania.

Pfeiffer holds a master's degree in sports medicine from the University of Pittsburgh. She received her bachelors degree in physical education/athletic training from the State University of New York at Courtland as well as earning a degree in Kinesiological Sciences from the University of Maryland.

Karen and her Husband, Eric, have a one-year-old daughter, Kyra. They reside in Kennesaw, Georgia.

assistant athletic trainer taz kicklighter



Taz Kicklighter
Assistant Athletic
Trainer

Kicklighter returns for his third year as a member of the Owls medical staff. He is a graduate of Carson-Newman College, where he was a student athletic trainer for four years. Following graduation, he worked for Nova Care Physical Therapy for two years as a staff athletic trainer.

He is currently enrolled at Georgia State University working on his master's degree. As a graduate assistant and certified athletic trainer, Taz is a well-respected and acclaimed member of the sports medicine staff.

Taz was born and raised in Marietta and is a founding member of the Kennesaw State Fellowship of Christian Athletes.

Magic Moment Entertainment

Mobile DJ Service

Country, Rock, Disco and Dance

Hits from the

50's, 60's, 70's, 80's and 90's

RON BURT

899 Powers Ferry Rd. #M-2

Marietta, GA 30067

770-417-8755

ash796@bellsouth.net

Sharpen cutting your edge.

Looking to increase your marketability, give your skills a boost, or just have a little fun learning something new? Continuing Education at KSU offers an array of complete, comprehensive, and convenient non-credit education programs and courses. With our on-site and online learning, we're never far from where you are. Let us help you sharpen your cutting edge.

CISCO CERTIFICATION

CORPORATE TRAINING

KENNESAW INTERNET
PROFESSIONAL

A+/NET+

SOUTHEAST
CYBERCRIME INSTITUTE

ONLINE COURSES

PROFESSIONAL DEVELOPMENT

LIFE ENRICHMENT

TEST PREPARATION

GOLDEN UNIVERSITY (50+)

FOREIGN LANGUAGES

MICROSOFT CERTIFICATION



Continuing Education

What can we do for you?

770-423-6765 • www.kennesaw.edu/coned

2002-03 schedule

NOVEMBER

SUN	MON	TUE	WED	THU	FRI	SAT
HOME GAME	ROAD GAME				1	2
3	4	5	6	7	8	9
10	11	12	13	14	15	16
17	18	19	20	21	*Presbyterian 8:00	*Glenville State 4:00
24	Montevillo 7:00 est	25	26	27	28	29
						North Florida 2:00

DECEMBER

1	2	3	Clayton State 7:00	4	5	6	West Georgia 3:00	7
8	9	10		11	12	13	USC Aiken 2:00	14
15	Columbia Union 5:30	16	17	18	19	20		21
22	23	24	25	26	27	28		29
29	Montevillo 7:00	30	West Georgia 3:00	31				

JANUARY

				1	2	3	4	
5	6	7	Ft. Valley State 6:00	8	9	10	UNC Pembroke 2:00	11
12	Lander 5:30	13	14	Augusta State 5:30	15	16	17	GC&SU 2:00
19	20	21	USC Aiken 5:30	22	23	24	North Florida 2:00	25
26	27	28	Clayton State 5:30	29	30	31		

FEBRUARY

							USC Spartanburg 2:00	1
2	3	4	Lander 5:30	5	6	7	Armstrong Atl. 2:00	8
9	10	11	12	Columbus State 5:30	13	14	Francis Marion 2:00	15
16	17	18	19	Augusta State 5:30	20	21	GC&SU 5:30	22
23	24	25	26	Columbus State 5:30	27	28	Armstrong Atl. 2:00	1

* Ron Walker Memorial Tournament-Kennesaw State, GC&SU, Presbyterian and Glenville State
 Peach Belt Conference Tournament-at Columbus, Georgia March 4-9
 NCAA Division II South Atlantic Regionals-Site-TBD March 13-16
 NCAA Division II Elite Eight-at St. Joseph, Missouri-March 26-29



**SUN
SUITES**

EXTENDED STAY HOTEL

of Town Center

Enjoy All The
Comforts of Home



- Fully equipped eat-in kitchen
 - Cozy breakfast nook
 - Modern appliances (microwave, refrigerator, disposal, stovetop)
 - All cookware, dishes, glassware and utensils included!
- Relaxing living area
- Cable TV with more than 50 channels
- Full-size bathroom
- Comfortable sleeping area and more!
- Daily/weekly maid service
- On-site laundromat

3174 Barrett Lakes Blvd.
Kennesaw, GA 30144
Phone (770) 424-5410
Fax (770) 919-1813

Conveniently located 1/2 mile from Kennesaw State University

GO
O
W
1
S
!



denisha ferguson

Sociology Major

16.3 ppg, 10.3 rpg, 50% FG



Denisha is back for her second season at Kennesaw State after one of the best years ever by a Lady Owls player...became the first player ever to record a double-double for an entire season as she averaged 16.3 points and 10.3 rebounds per game in 2001-02...was a First-Team All-Peach Belt Conference Selection and was named the conference Player of the Week...led the Lady Owls in scoring, field goals, free-throws, rebounds, offensive rebounds, field goals attempted, free-throws attempted, and blocks in '01-02...established a Kennesaw State record with 11 double-doubles last season...had 13 double-digit rebound games last season, including a career-high 20 against Columbus State February 20...scored 20 or more points nine times...had a game-high 29 points against Montevallo on December 29...scored in double digits in 22 of 27 games last year...never scored less than seven points in a game...had a streak of four games with a double-double (January 30-February 9)...had five blocks against Francis Marion on February 9...dominated the Lady Owls only post-season game last year when she doused Armstrong Atlantic for 25 points and 14 rebounds.

Get To Know Denisha

Denisha was born on April 24...she is the daughter of Deborah Hill...she has two sisters, Shavone (22) and Brittany (12)...whenever Denisha is not eating her mom's home cooking, you can find her at Burger King....her favorite television show is *The Price is Right*...Denisha loves to listen to R&B and spends her spare time bowling, skating, and dancing.

Why Denisha loves basketball

Meeting and playing with people from different countries.

2001-2002 Individual Highs

Points

29 vs. Montevallo
(12/29/01)

Rebounds

20 vs. Columbus State
(2/20/02)

Assists

4 @ Francis Marion
(2/9/02)

Steals

4 (three times)

Blocked Shots

5 @ Francis Marion (2/9/02)



Coach Tilley on Denisha: "I'll say this about Denisha — as would any other coach in the conference — I think she the best post player in the conference. She is a leader just by the way she carries herself. In the 25 years that I've coached, she's one of the best post players I've ever been around. She's very, very solid inside. She's aggressive, she works hard and has a post mentality. She wants the ball down low, great rebounder. Last year, Denisha averaged a double-double for us. That is the first time a female athlete has done that in the school's history, so that says something about her. We'll rotate a lot of things around her."

number 45
junior center
clarksville tennessee



lauren gaines

Sports Management Major
8.2 ppg, 2.4 rpg, 34% FG

Kennesaw State's catalyst is back to 100 percent for the Lady Owls after tearing her ACL last season...the point guard from Cumming, Georgia led the team in assists last season, despite missing the teams final 11 games...Lauren had 109 assists in 17 games, including three double-digit assist games...has 190 career assists...she had a double-double on January 7 against Lander, when she had 12 points and 10 assists...scorched the nets for 23 points in the Lady Owls win over USC-Aiken on January 16 at the Landrum Centre...in the game she was 6 for 9 shooting including 5 of 6 three-point shots...had season-highs in assists (11) and steals (5) in the Lady Owls' 92-89 loss to Fort Valley State...had six double-digit scoring games...nailed four three-pointers en route to an 18-point performance in KSU's win over Auburn-Montgomery on November 18...played all 40 minutes in three games last season and averaged 33.5 mpg.

Get To Know Lauren

Lauren was born on February 2...she is the daughter of Bob Gaines...she has an older sister Carrie (25)...Lauren has a pair of dogs, Booty and Snuggles...loves eating chicken and going to Chick-Fil-A...she is a fan of both Allen Iverson and Dirk Nowitzki...her favorite team is the New York Yankees...when Lauren isn't sparking the KSU offense she likes to play golf, fish and play Skip-Bo...her favorite TV shows are *CSI*, *Friends* and Auburn football.

Why Lauren loves basketball

You have always got to be moving and thinking. Plus I love the competition.



2001-2002 Individual Highs

Points
23 vs. USC Aiken
(1/16/02)

Rebounds
4 three times

Assists
11 vs. Fort Valley State
(12/17/01)

Steals
5 vs. Fort Valley State
(12/17/01)
5 @ Montevallo
(11/28/01)



Coach Tilley on Lauren: "Lauren is just a *great* point guard. She penetrates, she sets the offense. Teams in our league won't press against us when she is in the game because she'll just blow by them, basically. She'll tell you that she needs to improve her outside shooting and that's true. But she does everything else so well, that it is just a minor adjustment that she has to make. She leads the team and directs us. I have all the confidence in the world when she's on the floor. Her high school coach, Tracey Tipton, was a point guard; ironically, she played for me at Auburn-Montgomery."

number 15
junior guard
cumming georgia

mareme konate

Information Systems Major
8.9 ppg, 3.6 rpg, 37% FG

Mareme comes off an impressive freshman season in which she was asked to fill in at point guard...a natural shooter, Mareme became more comfortable as the season progressed...evident with her 14-assist game against Columbus State on February 20...this year Mareme will be back at wing, where at times last season, she showed much offensive prowess...raised her game towards the end of last season when she produced six straight double-figure scoring games...from February 2 through February 18, Konate averaged 15.6 points per game...began her streak with a 16-point game against Armstrong Atlantic then followed with 14 points at Columbus State, 21 points at Francis Marion, 10 points at Augusta State, 15 points at GC&SU and 17 points at USC Aiken...had a career-high 24 points against Augusta State on January 9...she was 8 for 14 with six three-pointers in Kennesaw State's 86-81 win over the Jaguars...made six of seven shots to wind up with 18 points against UNC-Pembroke on January 5...scored eight points, dished out five assists and grabbed seven rebounds in the PBC tournament loss to AASU.

Get To Know Mareme

Mareme was born on April 18...she is the daughter of Noumouke Konate and Nene Khouma...she is one of five children, Fatou, Moussa, Astou and Mohamed...her favorite food is rice...she enjoys watching *The Golden Girls*...her favorite song is *Heartbreak Hotel* by Whitney Houston and her favorite music is soul....Mareme enjoys soccer and listening to music, as well as watching basketball...her favorite city is Rome and Magic Johnson is her favorite athlete.

Why Mareme loves basketball

The competition and the special friendships you make.



2001-2002 Individual Highs

Points

24 vs. Augusta State
(1/9/02)

Rebounds


7 vs. Armstrong Atlantic
(2/28/02)

Assists

14 vs. vs. Columbus State
(2/20/02)

Steals

4 @ Lander
(1/30/02)



Coach Tilley on Mareme: "Mareme is really working hard. Defensively, she's working hard. From that standpoint, she's really improved. She's had a big adjustment coming over here to the US from overseas, but now she's gotten that behind her. She is a good penetrator; she can shoot well off of the dribble. Her quickness has really improved as well. We are really expecting an awful lot out of her this season."


number30
sophomoreguard
dakarsenegal



malgorzata morka

Sports Management Major
13.7 ppg, 3.1 rpg, 42% FG

Malgorzata returns for her sophomore season at KSU after one of the most productive freshman seasons of any Lady Owl player...the Poland native hit 57 three-pointers last season, which is the third-highest single-season total in KSU history...Morka averaged 13.7 points per game, second on the Lady Owls...her 133 field goals was also second on the squad...Morka led the Lady Owls in free-throw percentage (73.4), three-pointers made (57) and three-pointers attempted (164) last year...she was second on the team in assists with 91, and third on the squad in both steals and blocked shots...scored in double figures in 21 of 27 games last season...had four games last year in which she scored more than 20 points, including her collegiate high of 24 against Columbus State at the Landrum Centre on February 20...she put in 23 against Peach Belt rival Augusta State on January 9...she scored 21 against GC&SU on February 16 and had a 20-point game at Lander on January 30...had her best shooting day of the season in the Lady Owls' final regular season game when she hit 9 of 15 shots against Armstrong Atlantic in Savannah...made 7 of 12 shots against USC Spartanburg on January 26...hit 14 three-pointers over a four-game stretch from February 16-23.



2001-2002 Individual Highs

Points

24 vs. Columbus State
(2/20/02)

Rebounds

8 vs. Wingate
(11/16/01)
8 vs. Lander
(01/07/02)

Assists

7 vs. Augusta State
(1/9/02)
7 vs. Columbus State
(02/20/02)

Get To Know Malgorzata

Malgorzata was born on June 1...she is the daughter of Piotr and Maria Morka...she has a brother Pawel (20)...she is a fan of Polpharma VBW Ciima Gdynia and her favorite athletes are Edna Campbell and Michael Jordan...when Malgorzata isn't scoring on the hardwood she likes to travel and listen to music.

Why Malgorzata loves basketball

I really love the rivalries you have with different teams.



Coach Tilley on Malgorzata: "As a freshman, she was our second leading scorer last year by averaging almost 14 points a game. She's a great set shooter. During the off-season, she really worked at shooting off of the dribble, so she's added that dimension to her game. I'm anticipating her having a great year and a great career here at Kennesaw State. One thing that I hope she improves on is going to the boards. She's a very solid, very smart player. I think she'll be one of the better shooters in the conference. She'll get a lot of respect from other teams."

number 3
sophomore guard
racibore poland

anna szaniecka

Sport Marketing Major
7.0 ppg, 4.4 rpg, 47% FG

Anna concludes her career at Kennesaw State this season...she is coming off a junior season which she averaged seven points and 4.4 rebounds per contest...Anna was second on the Lady Owls in field goal percentage, making 47.4 percent of her shots...began the 2001-02 season by scoring in double-figures in six of Kennesaw State's first eight games...she had a streak of four straight games which she scored in double-figures...from November 18 — December 5th she averaged 10.3 points per game...she scored 10 points in three games against Auburn-Montgomery, then in back-to-back road games at Montevallo and North Florida and finally a 12-point game against Clayton State at the Landrum Centre...had a season-high 11 rebounds against Lander on January 7...scored a season-high 14 points on December 8 against Wingate and then matched that total on January 19 against North Florida...dropped in 13 points and added four rebounds against USC Aiken on January 16...Anna had 11 points and nine rebounds in the Lady Owls 92-89 loss to Fort Valley State...dished off a career-high six assists in the February 16 game against Georgia College & State University.



2001-2002 Individual Highs

Points

14 vs. Wingate
(12/8/01)
14 vs. North Florida
(1/19/02)

Rebounds

11 vs. Lander
(1/7/02)

Assists

6 vs. GC&SU
(2/16/02)

Steals

3 vs. Auburn-Montgomery
(11/17/01)

Get To Know Anna

Anna was born on March 9...she is the only child of Barbara and Aleksander Szaniecka...Anna is very healthy and does not eat fast food, but she does crave her grandmother's cooking...her favorite movies are *Pulp Fiction* and *Snatch* and her favorite actor is Al Pacino...when Anna isn't lacing up her sneakers, she likes to read and go swimming at the lake.

Why Anna loves basketball

My teammates and the game itself.



Coach Tilley on Anna: "Anna begins her final season, and as the only senior on the team, we are looking for leadership from her. Anna's experience should aid our younger post players. She's had some good outings over the years, and we hope she can be consistent this season."

number25
senior forward
poznan poland

Paulina Aniola

Finance Major

1.4 ppg, 1.0 rpg, 40% FG

Paulina returns to Kennesaw State for her junior year as a key reserve for the Lady Owls...Aniola opened up the 2001-02 season with a five-point and two-rebound effort against Wingate, in which she played 13 minutes...she was 2-for-3 shooting while adding a block and an assist...drained her season-high of six points two games later against Montevallo, where she played a season-high 17 minutes...she also added three rebounds in the game...Aniola also dropped in six points against Augusta State on January 19...she also netted a season-high three field goals in four attempts against the Jags...grabbed a season-high four rebounds in the January 30 game against Lander in Greenwood, South Carolina...dished off a pair of assists in the November 18 game against Auburn-Montgomery.

Get To Know Paulina

Paulina was born on March 16, 1981...she is the daughter of Renata and Andrzej Aniola...when not on the basketball court, Paulina enjoys hanging out with her friends, swimming, and going to the movies...her favorite actor is Robert DeNiro...she loves to eat Polish food and baked potatoes, and enjoys snacking on anything that is sweet.

Why Paulina loves basketball

It takes more than you to win. It's a team sport.



2001-2002 Individual Highs

Points

6 vs. Montevallo
(11-28-01)

6 vs. Augusta State
(01-09-01)

Rebounds

4 vs. Columbus State
(01-30-02)

Assists

2 vs. Auburn-Montgomery
(11-18-01)

Steals

1 vs. Francis Marion
(02-09-02)



Coach Tilley on Paulina: Paulina is a quick player who can give us quality minutes off the bench. She has a good touch offensively and can be a solid contributor on the defensive side of the ball. Her play has solidified over the two years that she has been here.

number**21**
junior**forward**
poznan**poland**

lesley code

Biology Major
12 ppg, 3 rpg, 45% FG

Lesley comes to the Lady Owls from Life University in Marietta, where she was redshirted after two games in her freshman season...Code is a graduate of Hinkley High School in Denver, Colorado, where she was a member of the 2001 All-State squad...during her senior season at Hinkley, Code was the team's Most Valuable Player and also received the Mrs. Hustle Award...she led her high school team to its best-ever finish in 2000-01 with a 17-4 record...during her award-winning senior season, Lesley scored her high-school career high of 36 points while adding 10 steals and 10 assists against Gateway High School...Code had her second triple-double against Rangeview HS when she had a 14-point, 10-steal and 10-rebound game...against the defending state champions, Highlands Ranch, Code dropped in 23 points and added 12 rebounds in an overtime loss...Lesley was an honorable mention Preseason All-State selection in her junior season...was Hinkley High School's Female Athlete of the Year in her junior year.

Get To Know Lesley

Lesley was born on April 3...she has two brothers, Chris (34) and Keith (24)...when Lesley isn't enjoying a couple of slices of pizza, she will satisfy her hunger with a stromboli...her favorite television show is *SpongeBob SquarePants* ...she enjoys the films of Tom Cruise, Val Kilmer and Angela Bassett, but her favorite movie is *Love and Basketball*...Lesley enjoys finding new ways to express herself and she also enjoys collecting stuffed dogs.

Why Lesley loves basketball

I love the competition and the satisfaction of winning.



2001-2002 Individual Highs

Points

14 vs. Morris
(na)

Rebounds

4 vs. Barber-Scotia
(na)

Assists

6 vs. Barber-Scotia
(na)

Steals

4 vs. Morris
(na)



Coach Tilley on Lesley: "Lesley is coming off a serious knee injury, so this is her first time against competition in a year. She is showing no effects of the injury, though. Her quickness will certainly be an asset to our presses this year."

number **23**
freshman **guard**
denver **colorado**

latonya henry

Psychology Major
14.1 ppg, 13.3 rpg, 47% FG

LaTonya comes to Kennesaw State after a tremendously successful two-year career at Shelton State Community College in Tuscaloosa, Alabama...during her years at Shelton State, the versatile Henry led her team in rebounding during both the 2000-01 and 2001-02 seasons...in her freshman year she averaged 12 points and 10 rebounds per game, and in her second season, she increased both numbers by averaging 14 points and 13 rebounds...LaTonya dominated Enterprise State Community College last season, when she hit for 16 points and snatched 25 rebounds...she was a member of the 2001-02 NJCCC State Championship team and was selected as a member of both the All-Region and the All-Tournament teams...Henry led the conference in rebounding last season and was tops on the Shelton State squad in rebounding for the past two seasons...Henry was also second on the team in scoring in her freshman and sophomore seasons...LaTonya led Shelton State in three-point shooting percentage last season and was team leader in free-throw percentage for the 2000-01 season.



2001-2002 Individual Highs

Points

25 vs. Meridian
(na)

Rebounds

25 vs Enterprise State
(na)

Assists

4 vs. ?
(na)

Steals

5 vs. ?
(na)

Get To Know LaTonya

LaTonya was born on November 30...is the daughter of Michael and Lydia Floyd...she has three older brothers, Anthony Henry (25), Terrance Henry (23) and Michael Floyd (18)...is a fan of the Washington Mystics and her favorite athlete is LaTiffany Burton...when LaTonya isn't dominating on the hardwood she enjoys reading, writing and playing video games...her favorite television show is *SpongeBob SquarePants* and her favorite actress is Angela Bassett...a big fan of gospel music, her favorite song is *The Storm is Over Now*.

Why LaTonya loves basketball

It takes more than you to win. It's a team sport.

Coach Tilley on LaTonya: She's a quick post player who is a good rebounder. She goes strong to the boards and has a nose for the ball. When the ball goes up, she's going to be around it. LaTonya is actually learning a new position at the post. Some of the things we do are new to her and she's picking them up very quickly. We'll be expecting to see her fighting for a starting position early in the year. She's quick, good shooter with range, and a great rebounder."



number**44**
junior**forward**
evergreen**alabama**

kristina usaite

Business Major
8 ppg, 5 rpg, 42% FG

Kristina comes to Kennesaw State from Liberty University in Virginia where she played her freshman season...before coming to the states, was a starting member of the Lithuanian World Championship team which finished fifth...she averaged nine points and six rebounds during the championships...last season, Kristina pumped in her season-high 12 points in a contest against Elon...the tough rebounding Usaite grabbed nine boards in a game against High Point (NC)...

Get To Know Kristina

Kristina was born on August 25...is the daughter of Romas Usas and Irena Usiene...her favorite athlete is world-class soccer player Rivaldo...her favorite team is the NBA's Portland Trail Blazers...Kristina's favorite movie is *The Bodyguard* and her favorite actress is Sandra Bullock...a fan of every type of music, Kristina enjoys spending time at the beach reading Aleksander Diuma or traveling to her favorite city of Venice, Italy.

Why Kristina loves basketball

You can meet many interesting people and begin many new friendships.



2001-2002 Individual Highs

Points
12 vs. Elon

Rebounds
9 vs. High Point

Assists
na

Steals
na

Blocked Shots
na



Coach Tilley on Kristina: "Kristina is a transfer from Liberty that is very physical and loves to take it to the basket. For a big player at 6-2, she has tremendous range and can shoot the three. She can go left or go right. She's going to be a solid player for us. She also will be fighting for a starting position."

number 12
sophomore forward
klaipeda lithuania

jasmine benson

Business Law Major
10.5 ppg, 2.7 rpg, 34% FG

Jasmine comes to Kennesaw State after spending her freshman season at Shorter College in Rome, Georgia...Benson started in 15 games for Shorter last season and was second on the team in minutes played...she finished the year as the Lady Hawks' second-leading scorer...she was the 2001-02 Freshman of the Year, and was a member of the All-Conference Team...Benson averaged 11.6 points per game in the conference last year...her 71 three-pointers led the team, as did her 210 attempts...in her collegiate debut, Jasmine dropped in a game-high 21 points in the Hawks' 69-54 win over Webber College...in the 2001-02 season, Benson led the Lady Hawks in assists in games against Montana State and Emmanuel College...had a team-high four steals in the Lady Hawks 64-61 loss to Westmont College on November 9...scored a team-leading 18 points in a 76-56 win over Southern Wesleyan on January 10...scored nine points and added a pair of rebounds in the Lady Hawks 66-61 win over Carson-Newman on February 11.



Get To Know Jasmine

Jasmine was born on June 29...she is the daughter of Bruce and Sandra Benson...she has a younger brother Brent (17)...Jasmine is a fan of the Orlando Magic...Jasmine loves shrimp but will settle for some fast food at McDonalds...her favorite actor is *Rush Hour* star and Georgia native Chris Tucker...her favorite author is Maya Angelou...when Jasmine is off the court, she enjoys shopping, talking on the phone and going out.

Why Jasmine loves basketball

I love the intensity the game brings, the physical contact and just plain and simple, the game itself!

2001-2002 Individual Highs

Points

21 vs. Webber College
(11/2/01)

Rebounds

5 @ SWU
(2/7/02)

Assists

3 @ Emmanuel
(2/9/02)

Steals

4 vs. Westmont
(11/9/01)



Coach Tilley on Jasmine: "Jasmine is extremely quick and fast. She'll make our press much more successful because of her quickness. She is what we call a student of the game. She always seems to be thinking of a way to get an edge."

number 20
sophomore guard
gainesville georgia

dominika mieszkowska

Undecided Major

12.0 ppg, 4.5 apg, 42 % FG

Dominika comes to Kennesaw State to begin her collegiate career after playing for Start Gdansk in Poland last season...a freshman point guard, Dominika is one of the most talented shooters to arrive at KSU...last season she averaged nearly 12 points per game on a team that had a 13-14 record...averaged nearly 17 points per game during the three game Baltic Cup Championships in Gdynia, Poland, where she was selected as a member of the Baltic Cup All-Tournament Team...received the Sportsmanship Award at the 3rd Annual Eastern European Championships in Krakow, Poland...last season she had her season-high 31 points against SMS Warsaw...Dominika also scored 17 points against VBW Clima...had a 15-point, seven-assist and four-rebound game against POLFA Pabianice...also had an 18-point game while adding three assists against WISLA Krakow...scored 13 points in a game against QUAY Poznan.

Get To Know Dominika

Dominika was born on July 1...she is the daughter of Hanna and Mieczyslaw Mieszkowska ...she has one brother Arek (26)...Dominika has a pet Irish Setter named Dyzio...her favorite restaurant is Taco Mac, but she loves eating cereal all the time...favorite movie is *Braveheart*...she enjoys listening to alternative music, especially Smashing Pumpkins...her favorite actor is Bruce Willis...when Dominika isn't draining three pointers from beyond the arc, she enjoys playing pool, reading and camping with friends.

Why Dominika loves basketball

I love the physical contact you have with your opponent as well as the speed of the game.



2001-2002 Individual Highs

Points
31 vs. SMS Warsaw

Rebounds
8 vs. SLEZA Wroclaw

Assists
7 vs. VBW Clima

Steals
5 vs. SMS Warsaw

Blocked Shots
1 vs. LLK Lublin



Coach Tilley on Dominika: "Dominika is a very good shooter and penetrator. She is a bona fide point guard. She loves to get the ball and race it up the floor on the fast break. There isn't going to be a very big drop-off when Lauren comes out of the game and Dominika steps in. Dominika just knows the game of basketball, now she's just picking up the system that we have here."

number 5
freshman guard
gdansk poland

kristal brooks

Elementary Education Major
12 ppg, 7 rpg, 45% FG

This is Kristal's first year at Kennesaw State as she joins the Lady Owls as the team's only walk-on player...she is a 1999 graduate of Pleasant Valley High School in Jacksonville, Alabama where she was a four-year All-Area selection...in her senior season she was selected to the All-County team where she was also named as the County's Defensive Player-of-the-Year...during her high school career she averaged 18 points per game and ten rebounds...Kristal played college basketball for Snead State Community College in Boaz, Alabama where she averaged 12 points, eight rebounds and three steals per game...Brooks was also a four-time All-State Track Runner and was the recipient of the Coca-Cola Academic Athletic Award...she graduated high school with a 4.0 grade point average.

Get To Know Kristal

Kristal was born on June 12...is the daughter of Leah and David Brooks...she has an older sister Kelly Friery (23) and a younger brother Davy (15)...she has a two-year old son Ty...Kristal enjoys Mexican food and her favorite fast food restaurant is Taco Bell...her favorite TV show is "Malcolm in the Middle" and her favorite athlete is Houston Comets star and the "First Lady of the WNBA" Cynthia Cooper...the Toronto Raptors is her favorite team...Kristal enjoys vacationing in Seagrave Beach, Florida but her favorite city is Atlanta.

Why Kristal loves basketball

The challenge.



2001-2002 Individual Highs

Points

na

Rebounds

na

Assists

na

Steals

na

Blocked Shots

na



Coach Tilley on Kristal: "Kristal loves the game. She approaches each practice like it could be her last. Her enthusiasm is very contagious. She's also a very good basketball player. I look for her to be an important part of any success we might have this year."

number **32**
junior **guard**
powder springs **georgia**


2002-2003 lady owls conference opponents



CLAYTON STATE LAKERS

at KSU January 29 5:30 PM
at CSU December 4 7:00 PM

Head Coach A.C. McCullers
Top Player Catreia Shaw
2001-02 Record 13-15
PBC Record 8-11
PBC Finish 5th-South
2001-02 vs KSU 0-2
Lost 55-71
Lost 45-66
All-Time Series KSU 20-0



NORTH FLORIDA OSPREYS

at KSU November 30 2:00 PM
at UNF January 25 2:00 PM

Head Coach Mary Tappmeyer
Top Player Skye Barber
2001-02 Record 20-9
PBC Record 13-6
PBC Finish 1st-South
2001-02 vs KSU 2-0
Won 86-64
Won 79-71
All-Time Series KSU 7-4



AUGUSTA STATE JAGUARS

at KSU February 19 5:30 PM
at UNF January 15 5:30 PM

Head Coach Greg Wilson
Top Player Sabrina Jones
2001-02 Record 10-16
PBC Record 5-14
PBC Finish 4th-North
2001-02 vs KSU 0-2
Lost 86-81
Lost 71-60
All-Time Series KSU 13-8



ARMSTRONG ATLANTIC PIRATES

at KSU March 1 2:00 PM
at AASU February 8 2:00 PM

Head Coach Roger Hodge
Top Player Zandrique Cason
2001-02 Record 11-18
PBC Record 7-12
PBC Finish 6th-South
2001-02 vs KSU 2-1
Lost 69-72
Won 75-68
Won 62-57 (PS)
All-Time Series KSU 16-10



LANDER SENATORS

at KSU February 5 5:30 PM
at LU January 13 5:30 PM

Head Coach Jonathan Norton
Top Player Krissy Hatfield
2001-02 Record 2-25
PBC Record 1-18
PBC Finish 6th-North
2001-02 vs KSU 0-2
Lost 52-70
Lost 64-72
All-Time Series KSU 13-4



FRANCIS MARION PATRIOTS

at KSU February 15 2:00 PM

Head Coach Valocia Tedder
Top Player Jontell Johnson
2001-02 Record 16-11
PBC Record 12-7
PBC Finish 2nd-North
2001-02 vs KSU 0-1
Lost 70-77
All-Time Series KSU 7-6



USC SPARTANBURG RIFLES

at UNF February 1 2:00 PM

Head Coach Laura Timmons
Top Player Kia Manuel
2001-02 Record 6-21
PBC Record 4-15
PBC Finish 5th-North
2001-02 vs KSU 0-1
Lost 55-84
All-Time Series KSU 11-3



USC AIKEN PACERS

at KSU December 14 2:00 PM
at UNF January 22 5:30 PM

Head Coach Mike Brandt
Top Player Julie Szabo
2001-02 Record 22-6
PBC Record 16-3
PBC Finish 1st-North
2001-02 vs KSU 1-1
Lost 68-77
Won 55-51
All-Time Series KSU 10-3



COLUMBUS STATE COUGARS

at KSU February 12 5:30 PM
at CSU February 26 5:30 PM

Head Coach Jay Sparks
Top Player Candace Turner
2001-02 Record 21-11
PBC Record 12-7
PBC Finish 3rd-South
2001-02 vs KSU 0-2
Lost 69-82
Lost 66-85
All-Time Series KSU 15-8



GC&S BOBCATS

at KSU January 18 2:00 PM
at GCSU February 22 5:30 PM

Head Coach John Carrick
Top Player Dalana Watson
2001-02 Record 19-12
PBC Record 11-8
PBC Finish 4th-South
2001-02 vs KSU 1-1
Won 65-62
Lost 79-81
All-Time Series KSU 25-18



UNC PEMBROKE BRAVES

at NCP January 11 2:00 PM

Head Coach Sandi Mitchell
Top Player Jennifer Lance
2001-02 Record 18-9
PBC Record 12-7
PBC Finish 3rd-North
2001-02 vs KSU 1-0
Won 84-83
All-Time Series KSU 12-1

2002-2003 lady owls non-conference opponents



FRESBYTERIAN BLUE HOSE

at KSU November 23 4:00 PM

Head Coach Leigh Irwin
 Top Player Bonnie Werner
 2001-02 Record 21-8
 Conf. Record 10-4
 Conf. Finish 3rd
 2001-02 vs KSU DNP
 Last Meeting 2000-01
 KSU 83-80(OT)
 All-Time Series KSU 3-0



GLENVILLE STATE PIONEERS

at KSU November 22 8:00 PM

Head Coach Steve Harold
 Top Player Tracy Wyatt
 2001-02 Record 29-4
 Conf. Record 17-1
 Conf. Finish 1st
 2001-02 vs KSU DNP
 Last Meeting DNP
 DNP
 All-Time Series First Meeting



MONTEVALLO FALCONS

at KSU December 30 7:00 PM
 at UM November 25 7:00 PM

Head Coach Peggy Keebler
 Top Player Cara Melton
 2001-02 Record 13-13
 Conf. Record 6-10
 Conf. Finish 7th
 2001-02 vs KSU 1-1
 Lost 51-81
 Won 78-70
 All-Time Series UM 13-10

WEST GEORGIA



WEST GEORGIA BRAVES

at KSU December 31 3:00 PM
 at WG December 7 3:00 PM

Head Coach Craig Roden
 Top Player April Martin
 2001-02 Record 17-10
 Conf. Record 9-7
 Conf. Finish 4th
 2001-02 vs KSU DNP
 Last Meeting 2000-01
 KSU 64-52
 All-Time Series WG 8-6



COLUMBIA UNION PIONEERS

at KSU December 16 5:30 PM

Head Coach Harold Landis
 Top Player
 2001-02 Record 5-20
 Conf. Record NA-Independent
 Conf. Finish NA
 2001-02 vs KSU DNP
 Last Meeting DNP
 DNP
 All-Time Series First Meeting



FORT VALLEY STATE WILDCATS

at FVS January 8 6:00 PM

Head Coach Lonnie Bartley
 Top Player Maria Willis
 2001-02 Record 24-9
 Conf. Record 12-4
 Conf. Finish 3rd
 2001-02 vs KSU 1-0
 Won 92-89
 All-Time Series FVSU 1-0

2001-2002 lady owls statistics

Eager, aggressive and young describes the 2001-02 Owls squad. Head Coach Colby Tilley's team entered last season with just one upperclassman — a junior. Inexperienced, yet talented, the feisty young Owls clawed their way to a share of the South Division title.



In a year of ups and downs, the biggest Kennesaw State disappointment occurred when starting point guard and catalyst Lauren Gaines tore her ACL in a game against USC Spartanburg. Without their leader, the Owls looked to Denisha Ferguson, a transfer from Kansas State, to lead the troops. The 6'0" post player from Clarksville, Tennessee did not disappoint. She became the first-ever Kennesaw State player to average a double-double for the entire season. Ferguson dominated both offensively and defensively for the Lady Owls, earning All-Conference accolades.

A brief early season four-game losing streak was overcome by the play of sparkplug Tori Carrington. Carrington's aggressive rebounding and clutch shooting were dominant forces in numerous KSU wins last year. Freshmen Malgorzata Morka and Mareme Konate also shone brightly for the Lady Owls. Both wing players energized the Owls high-octane offense, which averaged 72.7 points per game, which was the Owls' third-best

freshman points-per-game average in school history. Morka's numbers trailed only Sharon Baldwin's 18.1 in 1985-86, and legendary Sarah McAllister who put in 14.5 ppg in 1993-94. Konate, a shooting guard, was forced to fill in for Gaines, and did an admirable job, averaging 8.9 points and three assists per game, including setting the Peach Belt season mark with 14 in the Owls 85-66 win against Columbus State on February 20. The KSU season also featured a season-high eight-game winning streak. From January 23 through February 16, Kennesaw State dropped their opponents by nearly 12 points per game, and thrust themselves into the Southern Division title hunt. The season did end on a lower note as Armstrong Atlantic dashed the Owls postseason run in the conference tournament.

2001-02 KENNESAW STATE LADY OWLS STATISTICS OVERALL.17-10 CONFERENCE.13-6

Players	PPG	FGM	FGA	PCT	FTM	FTA	PCT	ORB	DRB	AVG	AST	TRN	BLK	STL
Ferguson	16.3	181	357	50.7	79	114	69.3	94	183	10.3	36	92	19	39
Morka	13.7	133	316	42.1	47	64	73.4	31	54	3.1	91	61	11	29
Konate	8.9	83	227	36.6	38	59	64.4	26	71	3.6	85	85	7	42
Gaines	8.2	44	131	33.6	26	45	57.8	18	23	2.4	109	64	0	32
Carrington	7.8	85	198	42.9	27	35	77.1	63	61	4.6	88	38	6	34
Wyatt	7.7	82	179	45.8	45	63	71.4	63	93	5.8	46	56	6	38
Szaniecka	7.0	72	152	47.4	45	74	60.8	43	76	4.4	39	53	12	14
Cook	3.4	27	71	38.0	8	13	61.5	11	18	1.3	25	21	0	12
Wetherington	2.2	19	48	39.6	3	8	37.5	5	10	0.7	10	16	1	12
Andrews	1.8	2	3	66.7	5	7	71.4	3	2	1.0	0	2	0	0
Aniola	1.4	10	25	40.0	8	18	44.4	6	14	1.0	7	7	2	1
Varnum	1.0	1	2	50.0	1	2	50.0	0	0	0.0	1	0	0	0
TEAM	--	--	--	--	--	--	--	62	66	4.7	--	--	9	--

Kennesaw State 72.7 739 1709 43.2 332 502 66.1 425 671 40.6 537 504 64 256

Opponents 66.6 617 1516 40.7 449 630 71.3 318 628 35.0 387 498 61 243

Three-Point Shooting- Morka 57-164, 34.8, Konate 35-116, 30.2, Gaines 25-83, 30.1, Cook 16-48, 33.3, Carrington 14-29, 48.3, Wetherington 6-20, 30.0, Aniola 0-1, 00.0, Varnum 0-1, 00.0. **Personal Fouls-** Ferguson 109, Szaniecka 90, Wyatt 82, Carrington 80, Konate 72, Morka 44, Aniola 19, Gaines 18, Cook 17, Wetherington 15, Varnum 1.

Fouled Out- Ferguson 10, Carrington 6, Szaniecka 5, Wyatt 4.

2001-02 LADY OWL RESULTS
Overall.17-10.Peach Belt.13-6
Home.10-4.Away.6-5.Neutral.1-1

Date	Opponent	Result	Record	Score	Points	Rebounds
November 16	Wingate	W	1-0	74-62	Wyatt [18]	Morka,Szaniecka [8]
November 18	UA-Montgomery	W	2-0	72-62	Gaines [18]	Ferguson [8]
November 28	at Montevallo	W	3-0	81-51	Morka [13]	Wyatt [7]
December 1	at North Florida	L	3-1, 0-1	64-86	Konate,Gaines Szaniecka [10]	Ferguson [8]
December 5	Clayton State	W	4-1, 1-1	71-55	Gaines Carrington [13]	Ferguson [8]
December 7	vs Coker	W	5-1	71-55	Morka [19]	Szaniecka [7]
December 8	at Wingate	L	5-2	56-58	Morka [15]	Carrington [7]
December 17	Fort Valley State	L	5-3	89-92	Ferguson [21]	Ferguson [16]
December 29	Montevallo	L	5-4	70-78	Ferguson [29]	Ferguson [16]
January 5	UNC Pembroke	L	5-5,1-2	83-84	Ferguson [24]	Ferguson [9]
January 7	Lander	W	6-5,2-2	70-52	Ferguson [14]	Szaniecka [11]
January 9	Augusta State	W	7-5,3-2	86-81	Kontae [24]	Ferguson Szaniecka [9]
January 12	at GC&SU	L	7-6,3-3	62-65	Ferguson [26]	Ferguson [19]
January 16	USC Aiken	W	8-6,4-3	77-68	Gaines [23]	Ferguson [11]
January 19	North Florida	L	8-7,4-4	71-79	Szaniecka [14]	Waytt,Konate Szaniecka [9]
January 23	at Clayton State	W	9-7,5-4	66-45	Ferguson [17]	Ferguson, Wyatt [11]
January 26	USC Spartanburg	W	10-7,6-4	84-55	Ferguson [24]	Wyatt [14]
January 30	at Lander	W	11-7,7-4	72-64	Morka [20]	Ferguson [11]
February 2	Armstrong Atlantic	W	12-7,8-4	72-69	Ferguson,Konate [16]	Ferguson [12]
February 6	at Columbus State	W	13-7,9-4	82-69	Ferguson [20]	Wyatt [12]
February 9	at Francis Marion	W	14-7,10-4	77-70	Ferguson [23]	Ferguson [14]
February 13	at Augusta State	W	15-7,11-4	71-60	Ferguson,Morka [17]	Carrington [12]
February 16	GC&SU	W	16-7,12-4	81-79	Ferguson [24]	Ferguson Carrington [8]
February 18	at USC Aiken	L	16-8,12-5	51-55	Konate [17]	Ferguson [14]
February 20	Columbus State	W	17-8,13-5	85-66	Morka [24]	Ferguson [20]
February 23	at Armstrong Atlantic	L	17-9,13-6	68-75	Morka [17]	Ferguson,Wyatt [9]
February 28	◇ Armstrong Atlantic	L	17-10	57-62	Ferguson [25]	Ferguson [14]

◇ Peach Belt Conference Tournament

2001-02 KENNESAW STATE INDIVIDUAL HIGHS

Most Points

- 29 Denisha Ferguson vs Montevallo, December 29, 2001
 26 Denisha Ferguson vs GC&SU, January 12, 2002
 25 Denisha Ferguson vs Armstrong Atlantic, February 28, 2002

Most Field Goals

- 12 Denisha Ferguson vs GC&SU, January 12, 2002
 12 Denisha Ferguson vs Montevallo, December 29, 2001

Highest Field Goal Percentage (min 5)

- 87.5 (7-8) Jocelyn Wyatt vs UNC Pembroke, January 5, 2002

Most Three-pointers

- 6 Mareme Konate vs Augusta State, January 9, 2002

Most Free-Throws

- 10 Denisha Ferguson vs Columbus State, February 20, 2002

Highest Free-Throw Percentage

- 1.000 Denisha Ferguson vs Columbus State, February 20, 2002

Most Rebounds

- 20 Denisha Ferguson vs Columbus State, February 20, 2002

Most Steals

- 7 Jocelyn Wyatt vs USC Spartanburg, January 26, 2002

Most Assists

- 14 Mareme Konate vs Columbus State, February 20, 2002

Most Blocked Shots

- 5 Denisha Ferguson vs Francis Marion, February 9, 2002

2001-02 Double-Doubles

- 11 Denisha Ferguson [all points and rebounds]
 2 Tori Carrington [all points and rebounds]
 1 Lauren Gaines [points and assists]
 1 Jocelyn Wyatt [points and rebounds]

2001-2002 peach belt conference standings

2001-02 PEACH BELT CONFERENCE STANDINGS

NORTH DIVISION

TEAMS	W	L	PCT	GB	PF	PA	W	L	PCT	PF	PA
USC-Aiken	16	3	.842	----	65.4	57.2	22	6	.786	67.9	57.6
Francis Marion	12	7	.632	4	65.1	61.2	16	11	.593	66.3	61.3
UNC-Pembroke	12	7	.632	4	73.8	71.2	18	9	.667	77.7	71.9
Augusta State	5	14	.263	11	63.9	68.3	10	16	.385	65.5	64.8
USC-Spartanburg	4	15	.211	12	61.2	71.7	6	21	.222	63.7	71.9
Lander	1	18	.053	15	59.5	70.8	2	25	.074	63.4	74.7

SOUTH DIVISION

TEAMS	W	L	PCT	GB	PF	PA	W	L	PCT	PF	PA
KENNESAW STATE	13	6	.684	----	73.3	67.2	17	10	.630	72.7	66.6
North Florida	13	6	.684	----	69.0	64.7	20	9	.690	69.4	64.5
Columbus State	12	7	.632	1	73.6	69.3	21	11	.656	74.1	69.1
GC&SU	11	8	.579	2	72.8	70.2	19	12	.613	72.6	69.8
Clayton State	8	11	.421	5	61.4	64.5	13	15	.464	60.9	62.9
Armstrong Atlantic	7	12	.368	6	61.6	64.3	11	18	.379	61.9	64.7

2001-02 PEACH BELT CONFERENCE TOURNAMENT

Hosted by Columbus State University

Sunday, March 3

Conference Championship Game

GC&SU 68 North Florida 66

Saturday, March 2

Semifinals

GC&SU 72 Armstrong Atlantic 64

North Florida 76 Columbus State 61

Thursday, February 28

Quarterfinals

GC&SU 69 USC Aiken 60

Armstrong Atlantic 62 Kennesaw State 57

North Florida 64 Clayton State 62

Columbus State 82 Francis Marion 80 (OT)

Thursday, February 28

First-Round

GC&SU 72 USC Spartanburg 50

Armstrong Atlantic 83 UNC Pembroke 73

Clayton State 68 Augusta State 65

Columbus State 83 Lander 76

2000-01 ALL-PEACH BELT CONFERENCE TEAM

First Team

Skye Barber

North Florida

Denisha Ferguson

Kennesaw State

Ginnell Curtis

UNC Pembroke

Jami Cornwell

USC Aiken

Julie Szabo

USC Aiken

Betsy Foy

GC&SU

Second Team

Jennifer Lance

UNC Pembroke

Zandrique Cason

AASU

Christy Thomas

Francis Marion

Mikel Taylor

North Florida

Catreia Shaw

Clayton State

Candace Turner

Columbus State

PLAYERS-OF-THE-WEEK

November 27

Ginnell Curtis

UNC Pembroke

December 4

Catreia Shaw

Clayton State

December 10

Skye Barber

North Florida

January 7

Ginnell Curtis

UNC Pembroke

January 14

Zandrique Cason

AASU

January 21

Jami Cornwell

USC Aiken

January 28

Skye Barber

North Florida

February 4

Betsy Foy

GC&SU

February 11

Denisha Ferguson

Kennesaw State

February 18

Courtney Favors

Columbus State

February 25

Julie Szabo

USC Aiken

2001-2002 peach belt conference statistics

2001-02 PEACH BELT CONFERENCE INDIVIDUAL LEADERS

SCORING			REBOUNDING			FIELD GOAL PERCENTAGE		
Player	Team	PPG	Player	Team	RPG	Player	Team	FG%
Curtis	UNC Pembroke	22.4	Cason	Armsrong Atl.	10.6	Hatfield	Lander	.612
Foy	GCSU	18.4	Ferguson	Kennesaw State	10.3	Shaw	CCSU	.599
Lance	UNC Pembroke	18.4	Shaw	GCSU	9.8	Barber	North Florida	.545
Barber	North Florida	18.2	Johnson	Francios Marion	9.7	Lance	UNC Pembroke	.526
Szabo	USC Aiken	17.1	Barber	North Florida	9.6	Johnson	Francis Marion	.516
ASSISTS			FREE-THROW PERCENTAGE			STEALS		
Player	Team	APG	Player	Team	FT%	Player	Team	STL
Cornwell	USC Aiken	5.08	Szabo	USC Aiken	88.2	Turner	Columbus State	3.38
Cleaveland	GCSU	4.60	Holland	Columbus State	85.1	Cornwell	USC Aiken	2.83
Lavender	North Florida	4.55	Foy	GCSU	84.6	Barber	North Florida	2.79
Curtis	UNC Pembroke	4.38	Rowland	Francis Marion	79.5	Puckett	CCSU	2.67
March	UNC Pembroke	4.37	Turner	Columbus State	78.3	Curtis	UNC Pembroke	2.46
3-POINT PERCENTAGE			3-POINT SHOTS MADE			BLOCKED SHOTS		
Player	Team	3P%	Player	Team	3PM	Player	Team	BS
Marsh	UNC Pembroke	40.3	Szabo	USC Aiken	80	Brown	Francis Marion	65
Giosca	Francis Marion	38.6	Foy	GCSU	70	Johnson	Columbus State	61
Szabo	USC Aiken	38.1	Marsh	UNC Pembroke	64	White	Lander	56
Favors	Columbus State	38.1	Giosca	Francis Marion	59	Shaw	CCSU	46
Foy	GCSU	37.6	Morka	Kennesaw State	55	Lance	UNC Pembroke	43
ASSIST-TURNOVER RATIO			OFFENSIVE REBOUNDS			DEFENSIVE REBOUNDS		
Player	Team	ATR	Player	Team	RPG	Player	Team	RPG
Carrington	Kennesaw State	2.44	Shaw	GCSU	4.9	Cason	Armsrong Atl.	7.2
Cleaveland	GCSU	1.66	Lance	UNC Pembroke	4.0	Ferguson	Kennesaw State	6.8
Lavender	North Florida	1.61	Barber	North Florida	3.8	Foy	GCSU	6.4
Cornwell	USC Aiken	1.61	Hatfield	Lander	3.7	Johnson	Francios Marion	6.0
Marsh	UNC Pembroke	1.59	Johnson	Francios Marion	3.6	Barber	North Florida	5.8

2001-02 PEACH BELT CONFERENCE TEAM LEADERS

SCORING OFFENSE		SCORING DEFENSE		MARGIN	
Team	PPG	Team	PPG	Team	PPG
UNC Pembroke	77.7	USC Aiken	57.6	USC Aiken	+10.3
Columbus State	74.1	Francis Marion	61.3	KENNESAW STATE	+6.1
KENNESAW STATE	72.7	Clayton State	62.9	UNC Pembroke	+5.9
GC&SU	72.6	North Florida	64.5	Francis Marion	+5.0
North Florida	69.4	Armstrong Atlantic	64.7	Columbus State	+4.9
USC Aiken	67.9	Augusta State	64.8	North Florida	+4.9
Francis Marion	66.3	KENNESAW STATE	66.6	GC&SU	+2.8
Augusta State	65.5	Columbus State	69.1	Augusta State	+0.7
USC Spartanburg	63.7	GC&SU	69.8	Clayton State	-1.9
Lander	63.4	USC Spartanburg	71.9	Armstrong Atlantic	-2.8
Armstrong Atlantic	61.9	UNC Pembroke	71.9	USC Spartanburg	-8.1
Clayton State	60.9	Lander	74.7	Lander	-11.3

2001-02 PEACH BELT CONFERENCE SEASON HIGHS

Most Points	106 UNC Pembroke vs Tusculum November 16, 2001	Most Points	47 Ginnell Curtis, UNC Pembroke vs Tusculum Nov. 16, 2001
Most Field Goals	43 UNC Pembroke vs Tusculum November 16, 2001	Most Field Goals	20 Ginnell Curtis, UNC Pembroke vs Tusculum Nov. 16, 2001
Highest Field Goal Percentage	.597 UNC Pembroke vs Tusculum November 16, 2001	Most Rebounds	24 Zandrique Cason, AASU vs Fort Valley State Nov. 21, 2001
Highest Free-Throw Percentage	.1.000 USC Aiken vs UNC Pembroke November 28, 2001	Most Assists	14 Mareme Konate, Kennesaw State vs CSU Feb. 20, 2002
	February 13, 2002		

2001-2002 game-by-game box scores

WINGATE VS KENNESAW STATE

November 16, 2001
Spec Landrum Centre



Teams	1	2	Total
Wingate	27	35	62
Kennesaw State	30	44	74



Players	FG	3-Pt	FT	Reb	PF	AS	TO	BL	ST	Mt	Pt	
Dalley	3-10	0-0	1-2	0-1	4	1	4	0	1	25	7	
Laether	4-6	0-0	3-3	4-7	2	0	5	1	0	27	11	
Biedrzycki	5-11	0-0	13-17	1-11	12	4	3	2	0	28	23	
Boggs	2-7	1-5	5-5	1-4	5	1	4	2	0	30	10	
Critchfield	1-1	1-1	0-1	1-3	3	1	3	1	0	22	3	
Law	0-1	0-0	0-0	0-1	2	0	4	0	1	10	0	
Adams	0-0	0-0	0-0	0-0	0	0	0	0	0	1	0	
Rogers	1-8	0-1	1-2	4-10	4	4	4	0	0	21	3	
Whiteside	2-6	1-4	0-0	0-0	0	2	1	0	1	22	5	
Ezell	0-5	0-0	0-0	0-0	0	1	1	0	0	14	0	
TEAM	2-3-5				2							
Totals	18-55	3-11	23-30	12-32-45	22	16	26	2	7	200	62	

Players	FG	3-Pt	FT	Reb	PF	AS	TO	BL	ST	Mt	Pt	
Morka	5-14	1-4	4-5	1-7-8	4	3	2	1	4	34	15	
Szaniecka	3-3	0-0	2-2	1-3-4	5	1	1	0	2	18	6	
Ferguson	8-15	0-0	0-0	3-5-8	5	0	4	0	1	23	16	
Gaines	1-5	1-3	0-3	0-3-3	1	9	3	0	1	30	3	
Carrington	0-5	0-0	0-0	1-1-2	1	2	0	1	2	21	0	
Cook	0-3	0-2	0-0	0-0-0	3	0	1	0	1	11	0	
Wetherington	2-4	1-1	1-2	0-0	1	0	1	0	1	12	6	
Aniola	2-3	0-0	1-2	0-2-2	1	1	0	1	0	13	5	
Andrews	0-0	0-0	3-4	1-0-1	0	0	1	0	0	4	3	
Konate	1-5	0-0	0-0	1-1-2	2	1	1	0	1	8	2	
Wyatt	6-10	0-0	6-7	1-6-7	4	1	1	0	3	26	18	
TEAM	2-2-4				0							
Totals	27-67	3-10	17-28	11-30-41	27	18	15	3	16	200	74	

OWL SCREECHES

The Lady Owls open up the season on a strong note by winning the first game of the Ron Walker Memorial Classic over Wingate. In their first game for the black and gold, newcomers Jocelyn Wyatt, Denisha Ferguson and Malgorzata Morka all score in double figures to lead Kennesaw State. Wingate Elizabeth Biedrzycki puts in a game-high 23 points but Ferguson shuts down the post player late in the game to secure KSU's win.

KENNESAW STATE vs MONTEVALLO

November 28, 2001
Montevallo, Alabama



Teams	1	2	Total
Kennesaw State	45	36	81
Montevallo	28	23	51



Players	FG	3-Pt	FT	Reb	PF	AS	TO	BL	ST	Mt	Pt	
Carrington	2-3	1-1	0-0	2-0-2	1	3	0	0	4	16	5	
Gaines	2-6	1-4	1-4	0-3-3	1	7	3	0	0	5	26	
Szaniecka	4-9	0-0	2-4	3-2-5	5	1	1	0	1	15	10	
Morka	5-11	1-4	2-2	2-1-3	1	5	0	0	4	23	13	
Ferguson	5-14	0-0	1-1	2-3-5	3	1	5	0	2	25	11	
Wetherington	1-1	0-0	0-0	0-0-0	0	1	1	0	0	15	2	
Aniola	2-7	0-0	2-5	0-3-3	2	1	1	0	0	17	6	
Varnum	0-1	0-1	1-2	0-3-0	0	0	0	0	0	4	1	
Andrews	0-0	0-0	2-3	2-2-4	0	0	1	0	0	12	6	
Konate	1-4	0-2	2-2	1-5-6	2	3	1	0	2	11	4	
Wyatt	5-13	0-0	0-2	2-7-7	3	0	3	0	1	21	10	
Cook	3-5	1-3	0-0	2-3-5	3	4	0	0	1	15	7	
TEAM	4-5-8				0							
Totals	32-77	4-15	23-32	20-32-52	21	26	18	0	21	200	81	

Players	FG	3-Pt	FT	Reb	PF	AS	TO	BL	ST	Mt	Pt	
Martin	2-6	1-4	0-0	0-1-1	5	4	4	0	0	20	5	
Hollis	4-8	2-5	1-2	0-3-0	4	6	0	0	0	32	11	
Graves	2-10	2-10	1-3	2-2-4	1	2	3	0	0	26	7	
Harris	2-5	1-2	4-4	3-3-6	3	0	2	0	1	25	9	
Melton	4-8	0-0	0-0	1-9-10	3	0	4	4	1	33	8	
Holton	0-1	0-1	0-0	0-0-0	1	0	0	0	0	7	0	
Johnson, J.	1-5	1-5	0-0	1-2-3	3	0	4	0	1	15	3	
Johnson, E.	1-6	0-3	1-3	1-3-4	4	6	8	0	1	19	3	
Painter	0-1	0-0	1-2	0-2-2	2	0	1	0	0	5	1	
Dean	1-3	0-0	2-7	0-1-1	2	0	1	1	0	18	4	
TEAM	3-7-10				0							
Totals	17-53	7-30	10-21	11-33-44	24	16	33	5	4	200	51	

OWL SCREECHES

Heading to Alabama was not too much trouble for KSU as a 17-point halftime lead helped Colby Tilley utilize his bench in the Lady Owls win. Four Kennesaw State players scored in double-figures with Malgorzata Morka getting her third straight double-digit scoring game. Kennesaw State outrebounds an opponent for the first time in three games (52-44).

AUBURN-MONTGOMERY VS KENNESAW STATE

November 18, 2001
Spec Landrum Centre



Teams	1	2	Total
Auburn-Montgomery	27	35	62
Kennesaw State	36	36	72



Players	FG	3-Pt	FT	Reb	PF	AS	TO	BL	ST	Mt	Pt	
Haley	6-12	1-3	3-4	3-7-10	4	2	2	0	1	38	16	
Merritt	1-3	0-0	0-0	1-1-2	2	0	2	0	0	17	2	
Weathers	4-10	1-7	1-2	1-3-4	1	2	8	1	0	34	10	
Rostick	2-12	1-3	3-5	4-2-6	2	5	6	0	2	39	8	
Diamond	4-12	0-1	6-6	5-4-9	2	3	3	0	0	39	14	
Dunton	4-6	0-1	4-6	1-2-3	3	0	1	0	1	26	12	
Rosa	0-0	0-0	0-0	0-0-0	1	0	0	0	1	6	0	
Tobert	0-3	0-0	0-0	0-0-0	0	0	0	0	0	1	0	
TEAM	4-6-0				0							
Totals	21-58	3-15	17-23	19-21-40	15	12	22	1	7	200	62	

Players	FG	3-Pt	FT	Reb	PF	AS	TO	BL	ST	Mt	Pt	
Morka	5-10	0-2	3-3	1-1-2	2	4	3	0	4	33	13	
Szaniecka	3-8	0-0	4-4	0-2-2	3	0	1	0	3	19	10	
Ferguson	7-10	0-0	1-3	2-6-8	5	2	1	0	1	30	15	
Gaines	1-1	1-1	0-0	0-2-4	4	4	1	0	2	24	3	
Cook	1-4	1-2	0-0	0-2-2	0	0	1	0	0	11	3	
Wetherington	1-2	0-1	0-0	0-1-1	0	0	1	0	0	9	2	
Aniola	0-2	0-0	0-0	1-1-2	1	2	1	0	0	11	0	
Andrews	0-0	0-0	0-0	0-0-0	0	0	0	0	0	2	0	
Konate	1-2	0-0	0-0	0-1-1	2	0	3	0	1	6	2	
Wyatt	2-5	0-0	2-2	1-1-2	4	0	0	0	1	18	6	
TEAM	1-1-2				0							
Totals	27-59	6-14	12-15	9-20-29	22	20	17	3	15	200	72	

OWL SCREECHES

Kennesaw State wins the second game of the Ron Walker Memorial Classic as Lauren Gaines leads the Lady Owls. The Cumming, Georgia native strikes for 18 points including four three-pointers. Denisha Ferguson and Malgorzata Morka have another double-figure game for the Lady Owls. AUM outrebounds Kennesaw State put the Lady Owls shoot 53 percent from the floor and miss just three free-throws to secure the win.

KENNESAW STATE vs NORTH FLORIDA

December 1, 2001
Jacksonville, Florida



Teams	1	2	Total
Kennesaw State	37	27	64
North Florida	46	40	86



Players	FG	3-Pt	FT	Reb	PF	AS	TO	BL	ST	Mt	Pt	
Morka	3-8	1-5	0-3	0-1-1	2	3	3	0	0	25	7	
Cook	2-5	0-2	0-0	1-0-1	0	0	2	0	0	12	4	
Gaines	3-6	3-5	1-3	0-2-0	0	3	4	0	0	35	10	
Szaniecka	4-9	0-0	2-7	3-0-3	2	1	2	0	0	28	10	
Wyatt	1-2	0-0	4-4	1-4-5	2	1	1	0	1	20	6	
Carrington	1-2	0-0	0-0	1-1-2	1	2	1	0	0	19	2	
Wetherington	2-7	0-2	0-2	1-0-1	1	2	1	0	0	2	9	
Aniola	0-0	0-0	1-2	1-0-1	1	0	0	0	0	8	1	
Varnum	1-1	0-0	0-0	0-0-0	0	1	0	0	0	3	2	
Andrews	0-0	0-0	0-0	0-0-0	0	0	0	0	0	2	0	
Konate	3-8	3-6	1-2	1-2-3	2	0	1	0	1	14	10	
Ferguson	4-9	0-0	0-2	2-6-8	4	2	5	1	4	25	8	
TEAM	4-1-5				0							
Totals	24-57	7-20	9-25	15-17-32	16	15	19	1	8	200	64	

Players	FG	3-Pt	FT	Reb	PF	AS	TO	BL	ST	Mt	Pt
Aufry	6-15	4-7	2-2	3-1-4	3	3	2	0	3	28	18
Hicks	1-3	1-1	0-0	0-0-0	0	2	5	2	0	16	3
Barber	9-15	0-0	4-4	3-4-7	4	1	2	1	5	27	20
Lavender	1-3	1-2	0-0	0-3-3	0	11	1	0	1	34	3
Taylor	10-14	1-1	2-2	2-4-6							

2001-2002 game-by-game box scores

CLAYTON STATE VS KENNESAW STATE

December 5, 2001
The Spec Landerum Centre

Teams	1	2	Total
Clayton State	27	28	55
Kennesaw State	26	45	71

Players	FG		3-Pt		FT		Reb		PF		AS		TO		BL		ST		MI		PT	
	A-M	A-M	A-M	A-M	O-D-T	O-D-T	O-D-T	O-D-T	O-D-T	O-D-T	O-D-T	O-D-T	O-D-T	O-D-T	O-D-T	O-D-T	O-D-T	O-D-T	O-D-T	O-D-T	O-D-T	O-D-T
Rufeldt	0-5	0-0	2-2	0-1	1	1	2	1	2	18	2	1	2	18	2	1	2	18	2	1	2	18
Brown	2-6	0-1	1-2	4-9	1	1	2	0	1	2	1	2	0	1	2	1	2	0	1	2	1	2
Kimbrel	2-10	1-7	0-0	5-9	3	1	1	0	2	33	5	1	0	2	33	5	1	0	2	33	5	
Puckett	1-9	0-2	0-0	1-3	4	5	8	1	1	35	2	1	0	1	35	2	1	0	1	35	2	
Shaw	8-14	0-0	3-8	6-13	4	0	2	1	1	26	19	1	0	1	26	19	1	0	1	26	19	
Itby	2-2	0-0	1-3	0-0	2	1	1	0	0	12	5	1	0	1	12	5	1	0	1	12	5	
Strickland	1-2	0-0	0-0	1-2	0	1	1	0	0	8	2	1	0	1	8	2	1	0	1	8	2	
Baldwin	4-6	0-0	0-0	1-2	1	0	1	0	0	20	8	1	0	1	20	8	1	0	1	20	8	
Ernst	1-5	1-3	0-0	0-2	0	1	0	0	0	12	3	1	0	1	12	3	1	0	1	12	3	
Kaufman	2-6	0-0	0-3	2-3	2	1	2	1	0	15	4	1	0	1	15	4	1	0	1	15	4	
TEAM	0-1-1-0																					
Totals	23-65	2-13	7-18	20-25-45	18	16	19	4	8	200	55											

Players	FG		3-Pt		FT		Reb		PF		AS		TO		BL		ST		MI		PT	
	A-M	A-M	A-M	A-M	O-D-T	O-D-T	O-D-T	O-D-T	O-D-T	O-D-T	O-D-T	O-D-T	O-D-T	O-D-T	O-D-T	O-D-T	O-D-T	O-D-T	O-D-T	O-D-T	O-D-T	
Morik	4-8	2-4	0-0	1-2	2	5	0	1	0	21	10	1	0	1	21	10	1	0	1	21	10	
Gaines	5-9	1-4	2-2	1-3-4	0	5	2	0	3	40	13	1	0	1	40	13	1	0	1	40	13	
Konate	2-7	0-1	1-2	1-3	3	4	3	0	1	35	5	1	0	1	35	5	1	0	1	35	5	
Wyatt	4-8	0-0	0-2	3-5	3	2	1	1	1	24	8	1	0	1	24	8	1	0	1	24	8	
Ferguson	3-11	0-0	1-2	0-8-8	4	1	5	1	0	25	7	1	0	1	25	7	1	0	1	25	7	
Carrington	6-8	1-1	0-0	3-4	2	1	1	0	1	18	13	1	0	1	18	13	1	0	1	18	13	
Cook	1-4	1-4	0-1	0-0	1	0	1	0	0	11	3	1	0	1	11	3	1	0	1	11	3	
Andrews	0-0	0-0	0-0	0-0	0	0	0	0	0	1	0	1	0	1	1	0	1	0	1	1	0	
Szaniecka	3-8	0-0	6-7	1-4-5	3	1	0	2	2	25	12	1	0	1	25	12	1	0	1	25	12	
TEAM	3-2-5-0																					
Totals	28-63	5-14	10-16	13-23-36	18	19	13	5	8	200	71											

OWL SCREECHES

The Lady Owls rebound with a strong performance to even their conference mark at 1-1. Tori Carrington sparks the Kennesaw State win with 13 points in just 18 minutes. Lauren Gaines strikes for 13 points and five assists. The Lady Owls once again are outbreathed but smothering defense limits Lakers offense to just over 30 percent shooting from the field. Kennesaw State moves to 3-0 at the Spec Landerum Centre.

KENNESAW STATE VS WINGATE

December 8, 2001
Wingate, North Carolina

Teams	1	2	Total
Kennesaw State	32	24	56
Wingate	28	30	58

Players	FG		3-Pt		FT		Reb		PF		AS		TO		BL		ST		MI		PT	
	A-M	A-M	A-M	A-M	O-D-T	O-D-T	O-D-T	O-D-T	O-D-T	O-D-T	O-D-T	O-D-T	O-D-T	O-D-T	O-D-T	O-D-T	O-D-T	O-D-T	O-D-T	O-D-T	O-D-T	
Morka	6-14	3-7	0-0	3-5	2	2	1	2	1	36	15	1	0	1	36	15	1	0	1	36	15	
Konate	1-7	1-5	0-2	0-3	3	1	6	0	0	20	3	1	0	1	20	3	1	0	1	20	3	
Ferguson	5-12	0-0	1-2	3-3	5	0	2	0	1	20	11	1	0	1	20	11	1	0	1	20	11	
Carrington	2-6	0-1	0-0	4-7	4	5	1	0	0	31	4	1	0	1	31	4	1	0	1	31	4	
Gaines	3-13	1-7	0-4	2-4	2	5	2	0	2	40	7	1	0	1	40	7	1	0	1	40	7	
Cook	0-0	0-0	0-0	0-0	0	0	0	0	0	5	0	1	0	1	5	0	1	0	1	5	0	
Wetherington	0-0	0-0	0-0	0-0	0	0	0	0	0	2	0	1	0	1	2	0	1	0	1	2	0	
Szaniecka	7-12	0-0	0-3	4-2-6	4	2	1	0	0	25	14	1	0	1	25	14	1	0	1	25	14	
Wyatt	1-4	0-0	0-0	2-4	1	4	2	0	1	19	2	1	0	1	19	2	1	0	1	19	2	
TEAM	2-1-2-0																					
Totals	25-70	5-20	1-11	21-42	21	20	15	2	5	200	56											

Players	FG		3-Pt		FT		Reb		PF		AS		TO		BL		ST		MI		PT	
	A-M	A-M	A-M	A-M	O-D-T	O-D-T	O-D-T	O-D-T	O-D-T	O-D-T	O-D-T	O-D-T	O-D-T	O-D-T	O-D-T	O-D-T	O-D-T	O-D-T	O-D-T	O-D-T	O-D-T	
Rogers	7-10	0-0	7-8	1-5-6	3	1	5	0	1	36	21	1	0	1	36	21	1	0	1	36	21	
Leathner	2-5	0-1	2-2	2-5	0	0	3	1	0	33	6	1	0	1	33	6	1	0	1	33	6	
Beddyr	6-9	0-1	4-7	2-10-12	5	0	3	1	0	30	16	1	0	1	30	16	1	0	1	30	16	
Critchfield	0-4	0-1	2-2	0-1-1	1	1	5	1	1	23	2	1	0	1	23	2	1	0	1	23	2	
Whiteway	2-7	0-3	1-2	0-2	0	5	2	0	1	34	5	1	0	1	34	5	1	0	1	34	5	
Bogges	0-6	0-4	0-0	1-3	1	2	0	0	1	15	0	1	0	1	15	0	1	0	1	15	0	
Law	1-2	0-1	2-4	0-2	0	2	0	1	2	0	11	4	1	0	11	4	1	0	1	11	4	
Ezzell	2-5	0-0	0-0	2-1-3	3	2	3	0	1	21	4	1	0	1	21	4	1	0	1	21	4	
TEAM	3-5-8-0																					
Totals	20-48	0-11	18-25	11-31-42	13	12	22	5	5	200	58											

OWL SCREECHES

The Lady Owls and Wingate play one of the best games of the season as Kennesaw State falls late to the host Bulldogs. The Lady Owls had a 12-point lead with eight minutes remaining but an abysmal 1-for-11 free-throw shooting evening helped the Bulldogs come back and win. The Lady Owls missed five-of-six from the charity stripe in the final three minutes. KSU had a chance for the win but missed three shots in the final twenty seconds. A turnover by Jocelyn Wyatt in the paint was the last breath for the Lady Owls.

COKER VS KENNESAW STATE

December 7, 2001
Wingate, North Carolina

Teams	1	2	Total
Coker	20	35	55
Kennesaw State	33	38	71

Players	FG		3-Pt		FT		Reb		PF		AS		TO		BL		ST		MI		PT	
	A-M	A-M	A-M	A-M	O-D-T	O-D-T	O-D-T	O-D-T	O-D-T	O-D-T	O-D-T	O-D-T	O-D-T	O-D-T	O-D-T	O-D-T	O-D-T	O-D-T	O-D-T	O-D-T	O-D-T	
Laezza	0-2	0-0	0-1	0-0	2	2	3	0	1	13	0	1	0	1	13	0	1	0	1	13	0	
Chandler	5-7	0-0	1-2	1-4-5	2	2	6	0	0	29	11	1	0	1	29	11	1	0	1	29	11	
Davis	4-6	2-3	3-4	0-5-5	1	0	3	0	1	21	13	1	0	1	21	13	1	0	1	21	13	
Richardson	0-0	0-0	0-0	0-0	0	0	2	0	0	8	0	1	0	1	8	0	1	0	1	8	0	
Wade	2-7	0-2	5-8	2-4	1	5	5	1	4	26	9	1	0	1	26	9	1	0	1	26	9	
Shapman	2-4	2-2	0-0	0-2	3	3	7	0	0	34	6	1	0	1	34	6	1	0	1	34	6	
Brunson	2-4	1-2	1-2	0-5-5	0	1	5	0	2	18	6	1	0	1	18	6	1	0	1	18	6	
McClary	3-8	0-0	0-0	1-4-5	2	0	5	2	3	28	6	1	0	1	28	6	1	0	1	28	6	
Graves	0-1	0-0	0-0	1-1	0	1	0	0	0	6	0	1	0	1	6	0	1	0	1	6	0	
Campbell	2-2	0-0	0-0	0-1	2	0	2	0	0	17	4	1	0	1	17	4	1	0	1	17	4	
TEAM	6-23-0																					
Totals	20-41	5-9	10-17	6-23-31	13	14	38	3	11	200	55											

Players	FG		3-Pt		FT		Reb		PF		AS		TO		BL		ST		MI		PT	
	A-M	A-M	A-M	A-M	O-D-T	O-D-T	O-D-T	O-D-T	O-D-T	O-D-T	O-D-T	O-D-T	O-D-T	O-D-T	O-D-T	O-D-T	O-D-T	O-D-T	O-D-T	O-D-T	O-D-T	
Carrington	3-5	0-0	0-0	0-1	2	1	4	0	0	18	6	1	0	1	18	6	1	0	1	18	6	
Gaines	1-5	0-2	0-0	2-1	1	10	6	0	3													

2001-2002 game-by-game box scores

MONTEVALLO VS KENNESAW STATE

December 29, 2001
Spec Landrum Centre



Teams	1	2	Total
Montevallo	32	46	78
Kennesaw State	38	32	70



Players	FG		3-Pt	FT	Reb	PF	AS	TO	BL	ST	MI	PT
	A-M	A-M	A-M	O-D-T								
Martin	2-11	2-7	4-4	0-1-1	3	4	4	0	0	35	10	
Hollis	5-11	3-7	0-0	0-0-0	1	3	6	0	1	32	13	
Johnson	6-10	2-4	0-0	1-3-4	3	4	2	0	1	36	14	
Harris	5-7	0-0	8-11	4-7-11	3	6	5	0	3	40	18	
Melton	5-8	0-0	3-5	1-5-6	3	0	2	4	2	21	13	
Hollon	0-0	0-0	0-0	1-1-1	0	2	1	0	0	3	0	
Johnson	2-4	2-3	0-0	0-0-0	1	0	1	0	0	9	6	
Graves	0-2	0-2	0-0	0-0-0	0	0	0	0	1	4	0	
Panier	1-2	0-0	0-1	1-3-4	2	0	1	0	1	18	2	
Dean	1-1	0-0	0-0	0-0-0	2	0	0	0	0	2	2	
TEAM				2-5-7								
Totals	27-56	9-23	15-21	9-25-34	18	15	23	4	9	200	78	

Players	FG		3-Pt	FT	Reb	PF	AS	TO	BL	ST	MI	PT
	A-M	A-M	A-M	O-D-T								
Carrington	0-5	0-0	2-2	0-2-2	3	3	2	0	4	31	2	
Morka	6-16	2-9	3-4	1-0-1	1	4	1	0	2	39	17	
Gaines	0-2	0-1	0-0	2-1-3	2	4	3	0	3	24	0	
Wyatt	7-15	0-0	2-2	0-2-2	4	1	1	1	2	36	18	
Ferguson	12-22	0-0	5-6	8-8-16	5	2	6	1	1	34	29	
Wetherington	1-2	0-1	0-1	1-1-2	0	0	2	0	0	9	2	
Szaniecka	1-3	0-0	0-0	1-2-3	3	0	2	0	0	10	2	
Konate	1-5	0-4	0-0	1-1-1	2	3	3	0	0	17	2	
TEAM				5-1-6								
Totals	28-70	2-15	12-15	18-18-36	20	17	20	2	12	200	70	

OWL SCREECHES

Denisha Ferguson blows up again for the Lady Owls as she pumps in 29 points and adds 16 rebounds in one of the most dominating efforts of the season. However the Lady Owls could not hold off the Falcons. Kennesaw State had three ten point leads in the second half and led by as much as 14 points in the second half before splitting their two games with the Falcons. A 70-67 lead was quickly diminished by a 6-0 UoM run in the final four minutes.

LANDER VS KENNESAW STATE

January 7, 2002
Spec Landrum Centre



Teams	1	2	Total
Lander	22	30	52
Kennesaw State	31	39	70



Players	FG		3-Pt	FT	Reb	PF	AS	TO	BL	ST	MI	PT
	A-M	A-M	A-M	O-D-T								
Vaughn	1-6	0-1	0-0	1-1-2	3	2	0	0	1	32	2	
Clymer	1-4	0-2	3-3	0-0-0	3	2	9	0	0	25	4	
Coabtree	2-4	1-1	0-0	0-2-2	3	0	2	0	3	24	5	
Patterson	4-6	0-0	3-6	1-6-6	2	1	1	0	2	31	11	
White	4-9	0-0	2-8	3-8-11	3	2	1	1	1	32	10	
Wilson	4-10	2-6	2-2	0-3-3	2	2	1	1	0	28	12	
Hall	0-4	0-0	0-0	0-1-1	1	0	1	0	0	6	0	
LaFontaine	2-3	0-0	0-1	0-1-1	2	0	1	0	1	7	4	
Davis	0-3	0-0	0-0	0-0-0	0	1	1	0	0	1	0	
Linden	1-1	0-0	2-2	0-1-1	2	1	1	0	0	1	8	
Sikas	0-0	0-0	0-0	0-0-0	0	1	1	0	0	6	0	
TEAM				1-2-3								
Totals	19-50	3-10	11-22	6-24-30	21	11	19	2	9	200	52	

Players	FG		3-Pt	FT	Reb	PF	AS	TO	BL	ST	MI	PT
	A-M	A-M	A-M	O-D-T								
Carrington	3-6	0-1	2-2	5-8-8	4	3	1	0	1	30	8	
Morka	3-12	1-7	4-4	1-7-8	3	3	3	0	0	33	11	
Gaines	2-12	1-10	7-8	3-3-3	2	10	2	0	2	35	12	
Wyatt	2-6	0-0	0-0	1-5-6	3	0	2	0	0	24	4	
Ferguson	6-13	0-0	2-3	3-3-3	2	1	1	1	2	34	14	
Wetherington	0-0	0-0	0-0	0-0-0	0	0	0	0	0	2	0	
Szaniecka	4-9	0-0	1-1	3-8-11	4	0	3	0	0	22	9	
Konate	5-9	2-6	0-1	1-1-2	2	4	5	0	2	20	12	
TEAM				3-7-10								
Totals	25-67	4-24	16-19	20-31-51	20	21	18	1	7	200	70	

OWL SCREECHES

The Lady Owls avoid dipping under the .500 mark as they move to 6-5 with the win. Four players in double-figures help guide Kennesaw State to an 18-point win. Anna Szaniecka just misses a double-double after scoring nine points and grabbing eleven rebounds. Denisha Ferguson once again leads the Lady Owls in scoring with 14 points. KSU dominates on the boards, outrebounding Lander 51-30.

UNC PEMBROKE VS KENNESAW STATE

January 5, 2002
Spec Landrum Centre



Teams	1	2	Total
UNC Pembroke	31	53	84
Kennesaw State	41	42	83



Players	FG		3-Pt	FT	Reb	PF	AS	TO	BL	ST	MI	PT
	A-M	A-M	A-M	O-D-T								
High	1-2	0-0	0-0	0-1-1	0	1	1	0	1	14	2	
Marsh	3-7	2-6	2-2	1-3-4	3	6	1	0	0	32	10	
Thigpen	3-6	0-3	3-5	3-1-4	0	6	4	0	0	40	9	
Curtis	12-23	1-4	7-9	3-1-4	1	3	5	0	2	40	32	
Lance	7-15	0-0	5-7	4-8-12	2	1	2	3	3	33	19	
Bentley	1-6	0-2	0-2	5-3-5	5	2	1	0	0	26	2	
Dixon	2-2	0-0	3-4	0-1-1	3	0	2	0	0	11	7	
Brooks	1-2	1-2	0-0	0-0-0	2	0	2	0	1	4	3	
TEAM				1-3-4								
Totals	30-65	4-17	20-29	1-3-4	16	19	17	2	14	200	84	

Players	FG		3-Pt	FT	Reb	PF	AS	TO	BL	ST	MI	PT
	A-M	A-M	A-M	O-D-T								
Carrington	2-5	0-0	0-0	0-1-1	5	4	1	0	0	21	4	
Conka	3-9	2-6	0-0	0-2-2	1	5	6	0	1	24	8	
Gaines	2-7	2-5	0-0	0-0-0	2	8	6	0	0	37	6	
Wyatt	7-8	0-0	0-0	3-4-7	2	2	3	0	0	27	14	
Ferguson	8-16	0-0	8-10	4-5-9	4	3	1	1	4	33	24	
Wetherington	0-1	0-0	0-0	0-1-1	0	0	0	0	1	11	0	
Aniola	0-1	0-0	0-0	0-0-0	0	0	0	0	0	1	0	
Szaniecka	4-8	0-0	1-1	2-2-4	4	3	2	0	0	17	9	
Konate	6-7	2-3	4-4	0-5-5	3	3	3	0	1	29	18	
TEAM				1-3-4								
Totals	32-62	6-14	13-15	10-23-33	21	28	23	1	7	200	83	

OWL SCREECHES

An upstart Braves team rebounded from a ten-point halftime deficit to nudge the Lady Owls who once again lost a second-half lead. After trailing 12-2 to start the game, Kennesaw State took over the contest and led 63-48 with just under ten minutes remaining. After losing the 15-point lead, Denisha Ferguson helped grow the Owls advantage to 78-70 but Ginnell Curtis' 32 points were too much for the Owls to overcome. Two offensive rebounds by UNCP and a basket tied the game before Curtis hit a free-throw with two seconds left.

AUGUSTA STATE VS KENNESAW STATE

January 9, 2002
Spec Landrum Centre



Teams	1	2	Total
Augusta State	39	42	81
Kennesaw State	47	39	86



Players	FG		3-Pt	FT	Reb	PF	AS	TO	BL	ST	MI	PT
	A-M	A-M	A-M	O-D-T								
Wideman	3-9	0-1	7-7	1-1-2	4	2	2	1	0	33	14	
Johnson	2-4	0-1	0-0	0-1-1	5	2	4	1	0	18	4	
Edgerton	3-8	1-4	0-0	0-0-0	4	3	1	0	1	21	7	
Nixon	6-11	2-4	6-10	1-3-4	0	3	0	0	2	36	20	
Jones	3-8	0-0	6-8	2-2-4	4	1	0	1	1	29	12	
Henry	3-6	0-1	3-4	1-0-1	4	2	3	0	0	26	9	
Hanson	5-7	4-5	0-0	0-2-2	1	0	0	1	2	23	14	
Kreisman	0-2	0-0	1-2	0-1-1	1	0	0	0	0	7	1	
McCurry	0-0	0-0	0-0	0-0-0	0	0	0	0	0	8	0	
TEAM				4-3-7								
Totals	25-55	8-16	23-31	9-13-22	21	15	10	4	9	200	81	

Players	FG		3-Pt	FT	Reb	PF	AS	TO	BL	ST	MI	PT
	A-M	A-M	A-M	O-D-T								
Carrington	3-10	0-0	3-4	4-8-8	1	6	0	1	0	32	9	
Morka	7-12	2-5	7-8	3-4-7	3	7	4	0	1	35	23	
Gaines	1-4	0-2	0-1	0-1-1	1	4	1	0	1	16	2	
Szaniecka	2-4	0-0	3-4	0-6-6	4	1	2	0	1	27	7	
Ferguson	4-9	0-0	1-2	3-6-9	4	2	4	0	0	23	9	
Cook	0-4	0-4	0-0	1-0-1	0	2	2	0	1	8	0	
Aniola	3-4	0-0	0-0	2-1-3	4	1						

2001-2002 game-by-game box scores

KENNESAW STATE VS GC&SU

January 12, 2002
Milledgeville, Georgia



Teams	1	2	Total
Kennesaw State	32	30	62
GC&SU	36	29	65



FG	3-Pt	FT	Reb	PF	AS	TO	BL	ST	MI	PT
A-M	A-M	A-M	O-D-T	PF	AS	TO	BL	ST	MI	PT
3-12	3-10	4-4	0-3-3	0	2	3	1	1	36	13
Ferguson	10-20	0-0	2-5	6-13-19	4	1	4	0	2	36
Carrington	1-6	0-2	0-0	1-3-3	3	5	2	1	34	2
Games	2-7	1-4	0-0	0-0-0	1	4	4	0	2	37
Wyatt	1-5	0-0	0-0	3-5-8	1	3	2	0	0	24
Aniola	0-0	0-0	0-0	0-0-0	0	0	0	0	0	2
Szaniecka	3-6	0-0	1-4	3-5-8	2	2	3	0	0	18
Konate	3-5	1-2	0-0	0-4-4	1	1	2	1	0	13
TEAM	3-0-3			1						
Totals	25-63	5-18	7-13	16-32-48	12	18	21	3	6	200

FG	3-Pt	FT	Reb	PF	AS	TO	BL	ST	MI	PT	
A-M	A-M	A-M	O-D-T	PF	AS	TO	BL	ST	MI	PT	
4-11	0-1	1-2	1-1-2	3	1	3	0	1	22	9	
Lee	5-13	2-4	2-4	1-5-6	4	1	0	0	1	30	
Watson	3-3	1-1	0-0	0-2-2	0	3	5	0	2	32	
Cleveland	5-12	3-7	8-10	0-7-7	0	4	1	0	2	37	
Foy	2-6	0-0	0-0	1-2-3	0	5	2	0	1	32	
Tucker	2-4	2-3	0-0	0-0-0	1	0	1	0	0	17	
Heggard	0-1	0-0	0-0	1-0-1	1	0	0	0	0	3	
Cornell	0-0	0-0	0-0	0-2-2	3	2	1	0	1	14	
Pescok	0-0	0-0	0-0	0-0-0	0	0	0	0	0	0	
Porter	2-2	0-0	0-0	0-1-1	4	1	1	0	2	10	
Hartley	0-3	0-0	0-0	0-3-3	0	0	0	0	0	4	
McMillan	2-2-4			0							
TEAM	23-58			8-16	11-16	6-25-31	16	17	14	0	10
Totals	23-58	8-16	11-16	6-25-31	16	17	14	0	10	200	

OWL SCREECHES

The Lady Owls fall to 3-3 in the Peach Belt after Dalana Watson hits a three-pointer with seven seconds remaining. Denisha Ferguson again dominated the paint as the sophomore sensation drops in 26 points and adds 19 rebounds. Four three-pointers in the first half by Georgia College & State University helped give the home team a four point halftime lead. Betsy Foy adds 21 points to lead the Bobcats.

NORTH FLORIDA VS KENNESAW STATE

January 19, 2002
Spec Landrum Centre



Teams	1	2	Total
North Florida	34	45	79
Kennesaw State	21	50	71



FG	3-Pt	FT	Reb	PF	AS	TO	BL	ST	MI	PT	
A-M	A-M	A-M	O-D-T	PF	AS <td>TO <td>BL <td>ST <td>MI <td>PT</td> </td></td></td></td>	TO <td>BL <td>ST <td>MI <td>PT</td> </td></td></td>	BL <td>ST <td>MI <td>PT</td> </td></td>	ST <td>MI <td>PT</td> </td>	MI <td>PT</td>	PT	
5-7	2-2	3-3	2-0-2	2	3	5	0	2	27	15	
Auty	5-9	2-3	2-2	0-4-4	5	4	3	2	2	33	
Hicks	8-11	0-0	3-7	2-8-10	3	1	4	0	3	32	
Barber	1-3	1-2	0-0	0-0-0	2	6	1	0	0	29	
Lavender	3-9	0-1	0-0	1-3-4	3	1	1	0	1	16	
Taylor	3-5	1-3	6-6	0-1-1	3	2	0	0	1	22	
Gaudy	1-2	0-0	1-1	2-4	2	0	0	0	0	14	
Headley	2-7	0-1	1-3	1-5-6	4	1	2	0	2	22	
McLeod	0-2	0-0	0-0	0-0-0	1	0	0	0	0	2	
Clarke	0-1	0-0	1-2	1-3	1	0	0	0	0	3	
Mitchell	1-2-3			1							
TEAM	28-56			6-12	17-24	10-27-37	27	18	17	2	11
Totals	28-56	6-12	17-24	10-27-37	27	18	17	2	11	200	

FG	3-Pt	FT	Reb	PF	AS	TO	BL	ST	MI	PT	
A-M	A-M	A-M	O-D-T	PF	AS <td>TO <td>BL <td>ST <td>MI <td>PT</td> </td></td></td></td>	TO <td>BL <td>ST <td>MI <td>PT</td> </td></td></td>	BL <td>ST <td>MI <td>PT</td> </td></td>	ST <td>MI <td>PT</td> </td>	MI <td>PT</td>	PT	
3-7	0-1	2-2	3-0-3	5	0	1	0	0	24	8	
Carrington	3-8	1-5	2-2	0-2-2	0	3	2	0	1	22	
Morka	3-8	3-6	2-3	1-2-3	1	2	4	0	0	37	
Games	1-5	0-0	4-4	3-3-6	3	0	1	0	3	22	
Wyatt	4-11	0-0	2-5	1-3-4	5	1	5	0	2	33	
Ferguson	2-5	1-4	2-4	0-1-1	1	1	1	0	0	12	
Cook	0-2	0-0	0-0	0-0-0	0	0	0	0	0	1	
Weatherington	1-1	0-0	0-0	0-0-0	1	0	0	0	1	2	
Aniola	3-5	0-0	8-10	2-4-6	3	2	2	0	0	23	
Szaniecka	1-6	0-3	2-4	3-3-6	2	3	3	1	1	25	
Konate	2-3-5			0							
TEAM	21-57			5-19	24-34	15-21-36	22	19	1	7	200
Totals	21-57	5-19	24-34	15-21-36	22	19	1	7	200		

OWL SCREECHES

In a bid for revenge against North Florida the Lady Owls come up short as poor shooting does in Kennesaw State. KSU falls behind 10-2 and can never rally rally against the Ospreys which pushed their Southern Division lead to four games over Kennesaw State. Anna Szaniecka helps to close gaps to two and four points in the first half. A second half rally sparked by Lauren Gaines helps to rim lead to five but that's as close as Kennesaw State would get.

USC AIKEN VS KENNESAW STATE

January 16, 2002
Spec Landrum Centre



Teams	1	2	Total
USNC Aiken	45	23	68
Kennesaw State	32	45	77



FG	3-Pt	FT	Reb	PF	AS	TO	BL	ST	MI	PT
A-M	A-M	A-M	O-D-T	PF	AS <td>TO <td>BL <td>ST <td>MI <td>PT</td> </td></td></td></td>	TO <td>BL <td>ST <td>MI <td>PT</td> </td></td></td>	BL <td>ST <td>MI <td>PT</td> </td></td>	ST <td>MI <td>PT</td> </td>	MI <td>PT</td>	PT
4-19	2-12	2-2	1-2-3	1	4	1	0	0	40	12
Szabo	7-23	2-6	5-5	1-5-6	5	5	0	0	33	22
Cornwell	0-3	0-0	0-0	1-1-2	1	0	0	0	0	7
Woolley	4-6	1-1	0-0	3-4-2	0	4	0	2	2	29
Kennedy	4-10	3-8	0-0	0-2-2	3	1	0	0	0	39
Noid	0-0	0-0	0-0	0-0-0	0	0	0	0	1	0
Rokus	1-1	0-0	0-0	4-7-2	0	1	0	1	1	19
Lawrence	4-6	0-0	4-6	1-3-4	2	1	1	0	1	33
Ray	5-1-6			1						
TEAM	24-68	8-27	12-17	16-20-36	14	11	3	0	8	200

FG	3-Pt	FT	Reb	PF	AS	TO	BL	ST	MI	PT
A-M	A-M	A-M	O-D-T	PF	AS <td>TO <td>BL <td>ST <td>MI <td>PT</td> </td></td></td></td>	TO <td>BL <td>ST <td>MI <td>PT</td> </td></td></td>	BL <td>ST <td>MI <td>PT</td> </td></td>	ST <td>MI <td>PT</td> </td>	MI <td>PT</td>	PT
4-7	2-3	0-0	2-4-6	1	6	2	0	0	33	10
Carrington	1-7	1-4	0-0	1-3-3	0	4	0	1	0	29
Morka	6-9	5-6	6-8	0-1-1	3	6	4	0	0	40
Gaines	5-6	0-0	2-2	1-3-3	2	2	4	0	1	39
Wyatt	6-11	0-0	0-0	2-9-11	3	0	2	0	1	24
Ferguson	2-2	1-1	0-0	0-1-1	0	1	0	0	0	7
Cook	1-1	1-1	0-0	0-0-0	0	0	0	0	0	3
Weatherington	0-1	0-1	0-0	0-0-0	1	0	1	0	0	2
Aniola	1-1	0-0	0-0	1-1-4	4	2	2	0	1	13
Szaniecka	1-5	0-2	0-1	1-2-3	4	1	1	0	3	12
Konate	0-2-2			1						
TEAM	29-57	10-18	9-12	8-28-36	18	22	18	3	5	200
Totals	29-57	10-18	9-12	8-28-36	18	22	18	3	5	200

OWL SCREECHES

A tale of two halves as Kennesaw State rallied to knock off the No. 12-ranked Pacers after seemingly being left for dead after the first twenty minutes. USC Aiken's Jami Cornwell hit for 17 first half points but it was all Lauren Gaines in the second half. Gaines strikes for 23 points including five three-pointers to hand the conference's only undefeated team their first loss. Denisha Ferguson adds another double-double (12 points and 11 rebounds).

KENNESAW STATE VS CLAYTON STATE

January 23, 2002
Jonesboro, Georgia



Teams	1	2	Total
Clayton State	22	23	45
Kennesaw State	32	34	66



FG	3-Pt	FT	Reb	PF	AS	TO	BL	ST	MI	PT
A-M	A-M	A-M	O-D-T	PF	AS <td>TO <td>BL <td>ST <td>MI <td>PT</td> </td></td></td></td>	TO <td>BL <td>ST <td>MI <td>PT</td> </td></td></td>	BL <td>ST <td>MI <td>PT</td> </td></td>	ST <td>MI <td>PT</td> </td>	MI <td>PT</td>	PT
3-7	0-1	4-4	0-2-2	1	1	1	0	5	25	10
Brown	10-15	0-0	3-5	6-9-9	4	1	2	4	2	28
Shaw	1-0	0-1	1-2	1-0-1	3	4	5	0	1	33
Ruffledge	0-2	0-1	0-0	0-0-0	0	1	2	0	0	16
Warms	1-6	1-6	0-0	0-2-2	0	5	3	0	2	29
Kimbrel	1-4	0-0	0-2	0-1-1	1	0	0	0	0	13
Iby	2-4	0-0	0-0	1-2-3	0	0	0	0	0	15
Baldwin	0-6	0-5	0-0	0-3-3	1	1	0	0	5	28
Ernest	0-2	0-0	0-2	2-1-3	1	0	0	0	0	13
Kaufman	1-3-4			2						
TEAM	18-56	1-14	6-15	11-17-28	11	13	15	4	15	200
Totals	18-56	1-14	6-15	11-17-28	11	13	15	4	15	200

FG	3-Pt	FT	Reb	PF	AS	TO	BL	ST	MI	PT
A-M	A-M	A-M	O-D-T	PF	AS <td>TO <td>BL <td>ST <td>MI <td>PT</td> </td></td></td></td>	TO <td>BL <td>ST <td>MI <td>PT</td> </td></td></td>	BL <td>ST <td>MI <td>PT</td> </td></td>	ST <td>MI <td>PT</td> </td>	MI <td>PT</td>	PT
6-12	2-6	0-0	2-2-4	3	3	3	0	0	23	14
Brown	8-13	0-0	1-2	3-6-9	2	2	7	0	4	28
Gaines	6-11	2-3	0-0	4-5-9	0	2	1	0	1	25
Wyatt	1-6	1-6	2-2	0-1-1	0	7	3	0	2	33
Cook	1-6	0-0	0-0	5-6-11	3	2	1	0	2	27
Ferguson	1-6	0-0	0-0	0-2-2	0	0	1	0	0	13
Weatherington	0-3	0-2	0-0	0-2-2	0	0	0	0	1	5
Aniola	0-0	0-0	0-0							

2001-2002 game-by-game box scores

USC SPARTANBURG VS KENNESAW STATE

January 26, 2002
Spec Landrum Centre

Teams	1	2	Total
USC Spartanburg	27	28	55
Kennesaw State	44	40	84

	FG		3-PT		FT		Reb		PF		AS		TO		BL		ST		MI		PT	
	A-M	A-M	A-M	A-M	O-D-T	O-D-T	PF	AS	TO	BL	ST	MI	PT									
Players	1-4	0-2	0-0	1-4-5	2	5	7	0	1	35	2											
Feyes	0-2	0-1	1-4	1-0-1	0	3	2	0	0	36	1											
Jensen	2-5	0-0	0-0	0-3-3	4	0	3	0	0	20	4											
Hill	1-3	0-0	2-2	0-1-1	1	1	2	0	1	22	4											
Brown	7-10	0-1	2-3	2-4-6	4	2	2	0	0	22	16											
Dumas	3-3	0-0	0-0	1-1-1	3	2	3	0	3	21	6											
Fletcher	0-0	0-0	3-4	0-2-2	1	0	0	0	0	3	3											
Fournoy	5-10	1-1	8-12	0-3-3	3	0	4	0	2	26	19											
Abney	0-0	0-0	0-0	0-0-0	0	0	0	0	0	2	0											
Farmer	0-3	0-1	0-0	1-2-3	1	0	2	0	0	9	0											
James	0-0	0-0	0-0	0-0-0	1	0	0	0	0	0	0											
Simmons	0-1	0-0	0-0	0-1-1	1	0	0	0	0	2	0											
Taylor	0-0	0-0	0-0	0-0-0	0	0	0	0	0	3	0											
TEAM					4-3-7																	
Totals	19-41	1-6	16-25	9-24-33	20	13	25	0	7	200	55											

	FG		3-PT		FT		Reb		PF		AS		TO		BL		ST		MI		PT	
	A-M	A-M	A-M	A-M	O-D-T	O-D-T	PF	AS	TO	BL	ST	MI	PT									
Players	4-8	1-2	5-6	1-0-1	3	3	1	0	2	29	14											
Carrington	7-12	3-6	1-3	0-0-0	2	5	3	0	1	30	18											
Morka	3-9	0-4	1-1	3-0-3	0	8	2	0	0	28	7											
Gaines	3-7	0-0	3-6	5-9-14	3	4	5	1	7	33	9											
Wyatt	9-13	0-0	6-9	3-6-8	3	1	1	0	1	29	24											
Ferguson	0-2	0-2	0-0	0-0-0	0	0	0	0	0	10	0											
Cook	1-3	0-2	0-0	1-1-2	2	1	1	0	0	4	2											
Wetherington	1-1	0-0	0-1	0-1-1	1	0	0	0	0	6	2											
Aniola	1-2	0-0	0-0	1-0-1	5	0	1	0	1	12	2											
Szaniecka	2-4	2-3	0-0	0-1-1	2	2	3	0	2	17	6											
Konate					2-4-5																	
TEAM					31-61				16-19				16-26									
Totals	31-61	6-19	16-26	15-22-37	21	22	17	1	14	204	84											

OWL SCREECHES

Denisha Ferguson scores 24 points on 9-for-13 shooting as the Rifles have no answer for Kennesaw State's muscle. Jocelyn Wyatt has another tough rebounding game as she hauls down a game-high 14 boards. Malgorzata Morka drops in 18 points and Carrington adds 14. Lady Owls lead by 17 at half and cruise. Lauren Gaines goes down with injured ACL in second half.

ARMSTRONG ATLANTIC VS KENNESAW STATE

February 2, 2002
Spec Landrum Centre

Teams	1	2	Total
Armstrong Atlantic	30	39	69
Kennesaw State	31	41	72

	FG		3-PT		FT		Reb		PF		AS		TO		BL		ST		MI		PT	
	A-M	A-M	A-M	A-M	O-D-T	O-D-T	PF	AS	TO	BL	ST	MI	PT									
Players	3-9	1-3	3-4	1-4-5	5	3	2	0	3	32	10											
Martin	1-8	0-1	4-4	0-5-0	0	0	1	0	0	31	6											
Hodge	3-3	0-0	3-4	1-1-2	1	4	1	0	0	27	9											
Renskers	8-14	1-1	8-10	3-6-8	4	1	4	0	1	36	25											
Cason	2-5	0-0	4-6	2-1-3	1	0	2	0	0	24	8											
Hodge	2-5	1-1	0-0	1-1-2	2	1	1	0	0	13	5											
Thriff	0-0	0-0	0-0	0-0-0	1	1	0	0	0	4	0											
Sales	1-4	0-2	2-2	0-1-1	1	4	2	0	0	16	4											
Brewer	0-2	0-0	0-0	1-1-2	0	0	0	0	0	4	0											
Baker	1-1	0-0	0-0	0-3-3	2	0	1	0	0	13	2											
McMullen					3-4-7																	
TEAM					21-51				3-8				24-30									
Totals	21-51	3-8	24-30	12-26-38	17	14	15	0	4	200	69											

	FG		3-PT		FT		Reb		PF		AS		TO		BL		ST		MI		PT	
	A-M	A-M	A-M	A-M	O-D-T	O-D-T	PF	AS	TO	BL	ST	MI	PT									
Players	2-12	0-1	1-2	4-1-5	5	3	1	1	1	25	5											
Carrington	3-11	1-7	4-5	1-2-3	1	4	3	0	0	35	11											
Morka	3-4	0-0	0-1	0-5-5	3	2	0	2	0	23	6											
Szaniecka	5-14	3-7	3-3	1-1-2	4	3	0	0	1	37	18											
Ferguson	6-12	0-0	4-5	6-6-12	5	1	0	0	2	30	16											
Cook	3-7	3-6	0-0	0-1-1	2	4	3	0	1	23	9											
Wyatt	4-7	0-0	1-2	2-4-6	3	1	2	1	0	27	9											
TEAM					3-1-4																	
Totals	26-67	7-21	13-18	17-21-38	23	18	9	4	5	200	72											

OWL SCREECHES

Zandrique Cason lights up the Landrum Centre for 25 points but too much Kennesaw State sends the Pirates home losers as Denisha Ferguson once again propels KSU. The "D Train" delivers another double-double and Marnee Konate adds 15 points to help Kennesaw State earn the win and move to 8-4 in the Peach Belt and retain their first-place standing. A tight battle was settled for good Malgorzata Morka buried a pair of free-throws in the final minute to seal the win.

KENNESAW STATE vs LANDER

January 30, 2002
Greenwood, South Carolina

Teams	1	2	Total
Kennesaw State	32	40	72
Lander	34	30	64

	FG		3-PT		FT		Reb		PF		AS		TO		BL		ST		MI		PT	
	A-M	A-M	A-M	A-M	O-D-T	O-D-T	PF	AS	TO	BL	ST	MI	PT									
Players	8-14	1-2	0-2	2-0-2	3	4	1	0	1	39	17											
Carrington	7-16	3-11	3-4	1-2-3	2	1	3	0	0	40	20											
Morka	3-6	1-4	0-0	2-3-5	4	1	3	0	4	26	7											
Konate	3-6	0-0	1-2	3-5-5	5	3	4	0	2	33	13											
Wyatt	6-14	0-0	1-2	6-5-11	5	3	4	0	2	33	13											
Ferguson	0-3	0-3	0-0	2-1-3	1	2	0	0	0	15	0											
Cook	0-0	0-0	3-4	0-4-4	1	0	0	0	0	4	3											
Aniola	1-4	0-0	3-6	1-6-7	4	1	2	0	1	22	5											
Szaniecka					1-4-5																	
TEAM					28-63				5-20				18-27									
Totals	28-63	5-20	11-20	18-27-45	25	13	15	0	10	200	72											

	FG		3-PT		FT		Reb		PF		AS		TO		BL		ST		MI		PT	
	A-M	A-M	A-M	A-M	O-D-T	O-D-T	PF	AS	TO	BL	ST	MI	PT									
Players	3-9	0-1	1-6	1-4-5	2	6	0	1	3	38	7											
Vaughn	0-3	0-0	7-6	0-0-0	5	0	3	0	4	25	7											
Cymer	6-11	0-0	2-3	2-5-7	3	1	1	1	1	35	14											
Hatfield	1-6	0-0	0-3	1-4-5	1	2	3	0	0	27	2											
Patterson	7-9	0-0	6-11	4-3-7	3	1	4	3	0	28	20											
White	1-3	1-1	0-0	1-1-2	1	3	2	0	0	16	3											
Wilson	0-0	0-0	0-0	0-0-0	0	0	0	0	0	4	0											
Heli	3-4	0-0	2-4	1-1-3	0	1	0	0	0	14	8											
LaFontaine	1-2	0-0	1-2	0-1-1	3	3	2	0	0	11	3											
Ladson	0-0	0-0	0-0	0-0-0	0	0	0	0	0	2	0											
Sikes					2-3-5																	
TEAM					22-47				1-2				19-37									
Totals	22-47	1-2	19-37	12-22-34	21	16	5	8	200	64												

OWL SCREECHES

Head Coach Colby Tilley wins his 600th collegiate game as the Lady Owls drop Lander. Although Lander goes to the free-throw line 17 more times than Kennesaw State, the Lady Owls outboarded the Senators 45-34 to dominate the paint and earn the record-setting win. Denisha Ferguson has another double-double but Malgorzata Morka leads all scorers with 20 points while Tori Carrington adds 17.

KENNESAW STATE VS COLUMBUS STATE

February 6, 2002
Columbus, Georgia

Teams	1	2	Total
Kennesaw State	41	41	82
Columbus State	35	34	69

	FG		3-PT		FT		Reb		PF		AS		TO		BL		ST		MI		PT	
	A-M	A-M	A-M	A-M	O-D-T	O-D-T	PF	AS	TO	BL	ST	MI	PT									
Players	6-12	3-5	3-4	1-3-4	1	3	2	2	1	39	18											
Morka	4-12	1-4	5-8	2-4-6	3	5	9	1	3	40	14											
Konate	5-13	0-0	10-10	5-5-10	5	1	8	1	0	27	20											
Ferguson	5-11	1-2	2-2	5-6-11	5	2	4	0	2	33	13											
Carrington	5-10	0-0	4-4	6-6-12	2	3	2	0	3	36	14											
Cook	0-0	0-0	0-0	0-0-0	1	1	0	0	0	8	0											
Wyatt	0-0	0-0	0-0	0-0-0	0	0	0	0	0	0	0											
Aniola	1-1	0-0	0-0	0-0-0	0</																	

2001-2002 game-by-game box scores

KENNESAW STATE VS FRANCIS MARION

February 9, 2002
Florence, South Carolina



Teams	1	2	Total
Kennesaw State	35	42	77
Francis Marion	31	39	70



FG	3-Pt	FT	Reb	PF	AS	TO	BL	ST	MI	PT	
A-M	A-M	A-M	O-D-T								
3-8	1-4	0-0	1-3	2	4	3	1	0	38	7	
6-14	4-6	5-6	0-2	3	3	0	1	2	40	21	
8-15	0-0	7-9	6-8-14	4	4	0	5	2	28	23	
Carrington	2-4	0-0	0-0	2-4	5	1	1	0	23	4	
Wyatt	4-12	0-0	5-5	1-3	3	3	1	1	15	13	
Cook	1-2	1-1	2-2	1-1	1	4	1	0	19	5	
Aniola	1-1	0-0	0-2	0-0	0	0	1	0	1	6	
Szaniecka	1-2	0-0	0-0	0-3	3	2	5	2	1	11	
TEAM	2-2-4										
Totals	25-58	6-13	19-24	13-25-38	21	21	12	10	8	200	77

FG	3-Pt	FT	Reb	PF	AS	TO	BL	ST	MI	PT	
A-M	A-M	A-M	O-D-T								
4-7	0-0	5-6	0-2	1	1	1	0	0	23	13	
4-9	0-0	4-6	1-2	2	1	1	0	0	30	12	
Johnson	0-3	0-0	0-0	1-4	5	1	2	2	25	0	
Gioscia	5-9	5-8	0-0	1-2	3	4	0	0	30	15	
Thomas	5-16	0-0	2-2	1-3	3	6	3	0	1	31	
Trischer	1-1	0-0	0-0	1-1	1	1	0	0	3	0	
Olens	1-2	0-0	0-0	0-3	2	2	0	0	13	2	
Howard	1-4	0-1	0-0	1-1	1	1	0	1	13	2	
Baldwin	0-2	0-0	0-0	0-0	1	0	1	0	10	0	
Hensley	3-8	0-0	8-10	5-16	2	1	2	0	0	22	
TEAM	4-2-6										
Totals	23-61	5-9	19-24	14-21-35	20	18	13	2	5	200	70

OWL SCREECHES

The Lady Owls win their sixth straight game and stay in sole possession of first place with a hard win over Francis Marion. Denisha Ferguson and Marene Konate each have over twenty-points and Ferguson adds, yet again, another double. Ferguson controlled the paint defensively as well, swatting five Lady Patriots shots. The Lady Owls have five players in double-figures but have no answers for Kennesaw State inside-outside attack.

GC&SU VS KENNESAW STATE

February 16, 2002
Spec Landrum Centre



Teams	1	2	Total
GC&SU	37	42	79
Kennesaw State	35	46	81



FG	3-Pt	FT	Reb	PF	AS	TO	BL	ST	MI	PT	
A-M	A-M	A-M	O-D-T								
2-5	1-3	1-1	0-1	1	3	2	0	1	33	6	
5-12	1-4	14-14	2-12-14	4	4	4	0	1	40	25	
Les	8-14	2-3	2-3	0-4	3	2	2	0	1	33	
Watson	3-9	0-3	2-2	0-1	4	1	1	1	1	24	
Tucker	3-8	0-0	2-2	2-5	0	2	1	0	1	36	
Haggard	0-3	0-3	0-0	1-0	1	2	0	0	0	11	
Peacock	2-2	0-0	0-0	0-0	1	0	0	0	0	6	
Hartley	2-2	0-0	4-4	0-1	3	0	0	0	0	16	
McMillan	0-0	0-0	0-0	0-0	0	0	0	0	0	1	
TEAM	1-2-3										
Totals	25-55	4-16	25-26	6-24-30	17	14	10	1	5	200	79

FG	3-Pt	FT	Reb	PF	AS	TO	BL	ST	MI	PT	
A-M	A-M	A-M	O-D-T								
4-11	1-1	2-4	5-8	3	5	2	0	0	38	11	
Morka	8-16	4-6	1-1	1-2	3	1	1	0	0	38	
Konate	7-17	1-5	0-1	1-5	2	8	5	0	3	39	
Wyatt	2-5	0-0	0-0	1-5	5	1	2	0	2	22	
Ferguson	8-12	0-0	8-11	1-7	8	4	2	1	2	35	
Cook	0-0	0-0	0-0	0-0	0	1	0	0	0	4	
Wetherington	0-0	0-0	0-0	0-0	0	0	0	0	0	1	
Aniola	0-0	0-0	0-0	0-0	1	1	0	0	0	4	
Szaniecka	2-4	0-0	2-2	1-1	1	6	1	0	0	19	
TEAM	1-3-4										
Totals	31-65	6-12	13-19	11-25-36	19	25	12	0	7	200	81

OWL SCREECHES

This time it was the Lady Owls turn to win the game in the final seconds as Tori Carrington hit a short runner with 2.5 seconds left to give Kennesaw State their eighth straight conference win. Betsy Foy has 25 points and 14 rebounds for the Bobcats but KSI's Ferguson drops in 24 points. The Lady Owls have four players with over six rebounds and outgrab GC&SU 36-30.

KENNESAW STATE VS AUGUSTA STATE

February 13, 2002
Augusta, Georgia



Teams	1	2	Total
Kennesaw State	24	47	71
Augusta State	29	31	60



FG	3-Pt	FT	Reb	PF	AS	TO	BL	ST	MI	PT	
A-M	A-M	A-M	O-D-T								
3-8	1-2	5-6	4-8-12	1	5	0	0	3	36	12	
6-15	2-7	3-3	3-14	0	0	5	0	1	37	17	
Cook	1-2	1-2	0-0	0-1	0	0	0	0	6	3	
Wetherington	0-0	0-0	0-0	0-1	0	0	0	0	3	0	
Aniola	0-1	0-0	0-0	1-0	1	0	0	0	2	0	
Szaniecka	2-4	0-0	1-3	0-3	5	0	1	2	2	27	
Konate	1-8	0-3	8-10	1-5	3	1	7	0	2	34	
Wyatt	2-8	0-0	3-4	4-7	4	1	4	2	30	7	
Ferguson	6-11	0-0	5-6	2-7	9	4	0	2	0	25	
TEAM	4-3-7										
Totals	21-57	4-14	25-32	19-32-51	17	17	19	2	10	200	71

FG	3-Pt	FT	Reb	PF	AS	TO	BL	ST	MI	PT	
A-M	A-M	A-M	O-D-T								
2-5	0-0	1-2	0-1-1	5	1	1	0	1	27	5	
Johnson	1-12	0-5	4-4	4-4	3	1	2	1	1	32	
Henry	1-2	0-0	1-1	0-2	5	2	3	0	5	14	
Hanson	4-9	2-5	0-0	0-0	1	0	3	0	2	14	
Edgerton	1-4	0-2	0-0	2-4	1	2	1	0	0	23	
Nixon	4-9	1-1	3-5	1-4	4	1	1	0	1	27	
Kreisman	1-1	0-0	0-0	1-2	1	0	0	1	0	12	
Jones	6-15	0-0	2-4	1-3	2	0	0	0	1	31	
McCurry	2-5	0-1	2-2	0-5	0	2	3	0	1	20	
TEAM	2-0-2										
Totals	22-62	3-14	13-18	11-23-34	22	9	14	2	12	200	60

OWL SCREECHES

A halftime deficit and their third straight road game cannot stop the Lady Owls as Denisha Ferguson and Malgorzata Morka each hit for 17 points. Kennesaw State trailed 34-24 with just over 18 minutes left in the second half before a swarming offensive showing. The Lady Owls outrebound the Jags 51-34 and their aggressive play causes 32 free-throw attempts. Marene Konate's free-throws with 4:47 left gave the Lady Owls their final lead.

KENNESAW STATE VS USC AIKEN

February 18, 2002
Aiken, South Carolina



Teams	1	2	Total
Kennesaw State	19	32	51
USC Aiken	26	29	55



FG	3-Pt	FT	Reb	PF	AS	TO	BL	ST	MI	PT	
A-M	A-M	A-M	O-D-T								
7-20	3-11	0-2	1-3-4	4	7	3	0	1	35	17	
Wyatt	2-3	0-0	1-2	1-3	0	0	0	1	1	31	
Ferguson	3-9	0-0	3-4	1-11-14	2	1	3	1	1	39	
Carrington	2-4	0-0	0-0	0-1	3	1	1	0	2	29	
Morka	4-12	2-8	0-0	1-1	3	3	1	2	0	33	
Cook	2-2	0-0	1-1	1-2	1	1	0	0	1	18	
Wetherington	0-2	0-1	0-0	0-0	3	1	0	0	0	5	
Aniola	0-0	0-0	0-0	0-0	0	0	0	0	0	3	
Szaniecka	0-0	0-0	0-0	0-1	2	0	0	0	0	7	
TEAM	1-1-2										
Totals	20-52	7-22	4-8	7-21-28	18	14	9	3	6	200	51

FG	3-Pt	FT	Reb	PF	AS	TO	BL	ST	MI	PT	
A-M	A-M	A-M	O-D-T								
3-10	0-2	0-0	3-7-10	0	6	3	0	1	40	6	
Noid	3-13	0-4	2-4	3-6	1	1	1	0	1	40	
Kennedy	3-6	0-1	1-1	4-6	3	2	2	0	1	27	
Rokus	0-0	0-0	0-0	1-1	2	1	0	0	0	13	
Szabo	7-14	3-4	8-8	1-3-4	0	1	2	0	0	36	
Woolley	3-10	0-0	1-2	1-4	1	3	2	0	0	30	
Ray	0-1	0-0	2-2	2-2	5	2	0	1	0	14	
TEAM	2-8-10										
Totals	19-54	3-11	14-17	17-28-45	10	16	12	1	3	200	55

OWL SCREECHES

Swarming defense held Denisha Ferguson to nine points and only two after intermission as the Lady Owls fall to No. 22-ranked USC Aiken. Trailing by thirteen points with just over seventeen minutes left to play, Kennesaw State rallies to trim the lead to five points before a three-point by Julie Szabo ends the comeback. Szabo is the only Pacer to score in double-figures but 17 free-throws to eight for the Lady Owls is the difference.

2001-2002 game-by-game box scores

COLUMBUS STATE VS KENNESAW STATE

February 20, 2002
Spec Landrum Centre



Teams	1	2	Total
Columbus State	29	37	66
Kennesaw State	36	49	85



Players	FG	3-Pt	FT	Reb	PF	AS	TO	BL	ST	MI	PT
Parkman	0-2	0-1	2-2	0-2	1	2	2	0	0	13	2
Favors	3-9	0-4	0-0	2-0-2	3	3	4	2	2	27	6
Holland	5-11	0-0	7-7	1-5-3	3	1	1	0	2	31	17
Williams	4-8	1-2	6-8	2-1-3	3	0	2	0	0	33	15
Turner	7-18	1-3	2-2	3-2-5	4	1	1	0	2	27	17
Bentley	1-3	0-0	0-0	1-1-2	3	0	3	0	0	21	2
Stubbs	0-2	0-0	0-0	0-0-0	0	3	2	0	1	21	0
Collins	0-1	0-0	0-0	0-0-0	0	0	0	0	0	6	0
Dawkins	0-2	0-0	0-0	0-0-0	3	2	2	0	0	8	0
Gordon	1-2	1-1	4-4	0-1-1	0	1	1	0	0	13	7
TEAM	2-0-2										
Totals	21-58	3-11	21-23	11-12-23	20	13	19	6	8	200	66

Players	FG	3-Pt	FT	Reb	PF	AS	TO	BL	ST	MI	PT
Carrington	6-10	1-1	3-3	5-2-7	2	4	3	1	0	33	16
Morka	9-15	4-7	2-2	1-2-3	1	7	3	0	2	34	24
Konate	3-7	1-5	0-0	1-3-4	1	14	4	2	2	34	5
Wyatt	3-5	0-0	2-3	1-1-2	5	1	1	0	0	21	8
Ferguson	8-15	0-0	2-2	7-13-20	5	2	6	3	0	36	18
Cook	2-2	0-0	3-4	0-1-1	1	1	2	0	0	11	7
Wetherington	1-4	1-2	0-0	1-0-1	0	0	1	0	0	7	3
Aniola	0-1	0-0	0-0	0-1-1	2	0	0	0	0	6	0
Szaniecka	2-6	0-0	0-0	1-1-2	4	0	3	0	1	18	4
TEAM	0-2-2										
Totals	33-65	7-15	12-14	17-26-43	21	29	24	6	8	200	85

OWL SCREECHES

Victory seals at least a tie for the Southern Division crown as Kennesaw State gets 24 points from Malgorzata Morka and a tremendous 20-rebound game from Denisha Ferguson as the Lady Owls end the home season on a winning note. A two-point lead with one minute left in the first half exploded into a seven-point halftime lead as Mareme Konate and Tori Carrington cool off Cougars. KSU took an 11-point lead with seventeen minutes left and increased advantage on baskets by Jocelyn Cook and Malgorzata Morka.

ARMSTRONG ATLANTIC STATE VS KENNESAW STATE

February 28, 2002
Columbus, Georgia



Teams	1	2	Total
Armstrong Atl. State	36	26	62
Kennesaw State	31	26	57



Players	FG	3-Pt	FT	Reb	PF	AS	TO	BL	ST	MI	PT
Hodge, Shan	0-5	0-2	0-0	1-1-2	3	3	4	0	3	24	0
Hodge, Shal	7-10	1-1	1-2	2-3-5	2	0	1	0	2	30	16
Cason	4-15	0-1	8-10	3-5-8	5	0	3	1	0	33	15
Marin	5-13	1-3	4-5	0-3-3	2	2	2	0	0	35	15
Renkers	2-3	0-0	0-0	1-0-1	0	1	2	0	1	30	4
Thrill	1-4	0-1	2-4	0-1-1	1	1	1	0	2	11	4
Brewer	1-4	0-2	5-6	2-8-10	1	2	3	0	3	25	7
Sales	0-0	0-0	0-0	0-0-0	0	0	1	0	0	0	0
Baker	0-0	0-0	0-0	1-0-1	1	1	1	1	2	11	0
McMullen	0-0	0-0	0-0	1-0-1	0	0	0	0	0	1	0
TEAM	4-1-5										
Totals	20-54	2-10	20-27	14-23-37	15	10	19	2	16	200	62

Players	FG	3-Pt	FT	Reb	PF	AS	TO	BL	ST	MI	PT
Morka	2-9	2-7	0-0	1-0-1	4	3	0	0	0	26	6
Konate	3-10	2-5	0-2	2-5-7	3	5	8	1	0	39	8
Ferguson	10-19	0-0	5-7	5-9-14	5	0	5	0	0	39	25
Carrington	1-8	0-3	0-0	1-2-3	4	7	1	1	2	29	2
Wyatt	3-3	0-0	0-0	2-1-3	1	2	5	0	0	22	6
Cook	1-4	0-1	0-0	2-2-4	0	1	1	0	1	16	2
Wetherington	1-3	0-1	0-1	1-1-1	1	1	0	1	2	10	2
Aniola	0-0	0-0	0-0	1-0-0	1	0	0	0	0	1	0
Szaniecka	3-3	0-0	0-2	1-0-1	4	2	3	0	0	18	6
TEAM	1-3-4										
Totals	24-59	4-17	5-12	15-23-38	23	21	23	3	5	200	57

OWL SCREECHES

A second straight meeting with Armstrong Atlantic causes bad news for the Lady Owls as fifteen first half turnovers collapse KSU's season. Denisha Ferguson is the only Kennesaw State player to score in double-figures. The Lady Owls make more field-goals and outrebound the Pirates but are outscored 20-5 from the free-throw line, have four more turnovers and commit eight more fouls.

KENNESAW STATE VS ARMSTRONG ATLANTIC STATE

February 23, 2002
Savannah, Georgia



Teams	1	2	Total
Kennesaw State	31	37	68
Armstrong Atlantic	37	38	75




Players	FG	3-Pt	FT	Reb	PF	AS	TO	BL	ST	MI	PT
Konate	1-10	0-5	2-2	0-0-0	3	4	3	0	2	31	4
Wyatt	3-9	0-0	2-6	6-9-3	3	2	3	0	0	34	8
Ferguson	7-12	0-0	1-2	1-8-9	4	1	3	1	1	24	15
Carrington	4-7	0-0	0-0	1-4-5	4	5	1	0	3	33	8
Morka	6-9	4-5	1-2	0-1-1	1	1	1	0	0	37	17
Cook	0-2	0-2	0-0	0-0-0	0	0	0	0	0	5	0
Wetherington	4-5	1-1	2-2	1-1-2	2	1	2	0	0	12	11
Aniola	0-1	0-0	1-2	0-1-1	2	0	1	1	0	6	1
Szaniecka	2-7	0-0	0-0	4-2-6	2	1	2	0	0	18	4
TEAM	1-2-3										
Totals	27-62	5-13	9-16	14-22-36	21	15	16	2	6	200	68

Players	FG	3-Pt	FT	Reb	PF	AS	TO	BL	ST	MI	PT
Hodge, Shal	6-9	0-0	5-6	2-5-7	2	2	3	0	0	32	17
Cason	4-12	1-1	1-2	1-8-9	4	1	1	0	2	26	10
Marin	2-9	0-4	8-10	2-0-2	4	5	1	0	4	33	12
Hodge, Shan	4-10	2-5	2-2	3-2-5	0	2	0	0	4	25	12
Germany	0-1	0-0	0-0	1-1-2	1	0	2	0	0	11	0
Thrill	3-5	0-2	0-0	0-0-0	0	2	0	0	0	12	6
Brewer	2-4	2-3	0-0	0-2-2	2	0	3	0	0	16	6
Renkers	2-4	0-0	0-0	0-2-2	1	4	1	0	0	24	4
Baker	2-2	0-0	0-0	0-1-1	0	1	1	0	0	12	4
McMullen	2-2	0-0	0-0	2-1-3	1	1	0	0	0	9	4
TEAM	0-2-2										
Totals	27-58	5-15	16-20	11-24-35	15	28	13	0	10	200	75

OWL SCREECHES


With a chance to win the conference outright, Kennesaw State falls to Armstrong Atlantic. Thirty-four percent shooting in the first-half was too much to overcome for KSU. Brittany Wetherington sparked a furious rally with an 11-point second half. The Lady Owls trailed by one point before Marloes Renkers puts the Pirates up by three points with a layup with 1:27 left in the game. A turnover and a pair of free-throws by Renkers ended the rally.

Malgorzata Morka



“ **THE KITCHEN HAS
ALWAYS BEEN OUR FAVORITE
ROOM IN THE HOUSE.** ”

-JOHNNY CARRABBA & DAMIAN MANDOLA, FOUNDERS



INCREDIBLE FLAVORS, PASTA IN MOTION, THE SIZZLE OF AN OPEN FLAME...
AT CARRABBA'S, OUR OPEN KITCHEN IS ALWAYS WHERE THE ACTION IS.

TOWN CENTER
1160 ERNEST BARRETT PKWY.
770-499-0338

GWINNETT
3580 SWEETWATER RD.
770-935-7600

CUMBERLAND
2999 CUMBERLAND BLVD.
770-437-1444

SOUTHLAKE
1887 MT. ZION RD.
770-968-3233

yearly game-by-game results

1982-83 (9-14, 1-7)

OWLS	OPPONENT	RECORD
39	@ Tenn. Wesleyan	71 (0-1,0-0)
67	@ Cumberland (Ky.)	77 (0-2,0-0)
55	@ Georgia Tech	68 (0-3,0-0)
93	Toccoa Falls	44 (1-3,0-0)
64	Covenant	37 (2-3,0-0)
51	@ Augusta State	59 (2-4,0-1)
53	@ Armstrong Atl.	66 (2-5,0-2)
51	@ Berry	93 (2-6,0-3)
71	@ Bryan	45 (3-6,0-3)
65	Armstrong Atl.	50 (4-6,1-3)
63	Lee	66 (4-7,1-3)
63	@ Georgia SW	68 (4-8,1-4)
96	@ Covenant	48 (5-8,1-4)
63	@ West Georgia	82 (5-9,1-4)
65	Tennessee Temple	53 (6-9,1-4)
56	Bryan	47 (7-9,1-4)
47	West Georgia	60 (7-10,1-4)
60	Piedmont	63 (7-11,1-5)
69	@ Lee	62 (8-11,1-5)
58	@ Piedmont	59 (8-12,1-6)
46	@ Valdosta State	106 (8-13,1-6)
42	Georgia SW	52 (8-14,1-7)
72	@ Tenn. Temple	51 (9-14,1-7)

1983-84 (9-19, 5-11)

OWLS	OPPONENT	RECORD
50	@ Shorter	55 (0-1,0-1)
83	Tilt	94 (0-2,0-2)
70	@ Lee	79 (0-3,0-2)
64	North Georgia	58 (1-3,1-2)
67	Covenant	45 (2-3,1-2)
52	@ Tenn. Temple	68 (2-4,1-2)
59	@ Augusta State	71 (2-5,1-3)
61	Georgia SW	73 (2-6,1-4)
75	@ Covenant	42 (3-6,1-4)
67	Lee	80 (3-7,1-4)
62	@ Armstrong Atl.	71 (3-8,1-4)
77	@ Flagler	49 (4-8,1-4)
52	@ Edward Waters	66 (4-9,1-4)
55	Augusta State	73 (4-10,1-5)
56	@ Georgia SW	62 (4-11,1-6)
40	Berry	61 (4-12,1-7)
57	@ North Georgia	62 (4-13,1-8)
81	@ Georgia College	65 (5-13,2-8)
73	West Georgia	79 (5-14,2-8)
54	@ Tilt	73 (5-15,2-9)
52	@ Berry	90 (5-16,2-10)
96	@ Piedmont	60 (6-16,3-10)
73	Georgia College	70 (7-16,4-10)
59	Shorter	77 (7-17,4-11)
72	Piedmont	30 (8-17,5-11)
48	Tenn. Temple	56 (8-18,5-11)
60	@ West Georgia	73 (8-19,5-11)

KSU won by forfeit over Flagler (9-19,5-11)

1984-85 (9-21, 4-14)

OWLS	OPPONENT	RECORD
55	@ Tenn. Temple	66 (0-1,0-0)
64	Georgia College	74 (0-2,0-1)
68	@ Morris Brown	75 (0-3,0-1)
55	@ Lee	58 (0-4,0-1)
55	Shorter	87 (0-5,0-2)
63	@ North Georgia	73 (0-6,0-3)
45	Morris Brown	87 (0-7,0-3)
62	Lee	64 (0-8,0-3)
80	Covenant	56 (1-8,0-3)
38	@ Paine	49 (1-9,0-4)
55	@ Armstrong Atlantic	93 (1-10,0-5)
68	Armstrong Atlantic	80 (1-11,0-6)
71	@ Piedmont	65 (2-11,1-6)
82	Georgia SW	71 (2-12,1-7)
90	Tilt	66 (3-12,1-7)
47	@ Berry	83 (3-13,1-8)
57	@ Shorter	86 (3-14,1-9)

57	@ West Georgia	81 (3-15,1-9)
60	Augusta State	71 (3-16,1-10)
67	@ Covenant	51 (4-16,1-10)
82	@ Georgia SW	84 (4-17,1-11)
91	Flagler	47 (5-17,2-11)
52	Tennessee Temple	58 (5-18,2-11)
72	@ Tilt	68 (6-18,2-11)
71	@ Georgia College	89 (6-19,2-12)
77	@ Augusta	74 (7-19,3-12)
52	Paine	69 (7-20,3-13)
64	Piedmont	54 (8-20,4-13)
51	Berry	97 (8-21,4-14)

won by forfeit-Edward Waters (9-21,4-14)

1985-86 (16-12, 7-11)

OWLS	OPPONENT	RECORD
79	Bryan	67 (1-0,0-0)
76	Lee	59 (2-0,0-0)
81	@ Tenn. Temple	56 (3-0,0-0)
88	Covenant	47 (4-0,0-0)
73	@ North Georgia	77 (4-1,0-1)
77	Augusta State	69 (5-1,1-1)
63	West Georgia	59 (6-1,1-1)
73	@ Shorter	80 (6-2,1-2)
82	Warren Wilson	54 (7-2,1-2)
75	@ Bryan	64 (8-2,1-2)
73	@ Georgia SW	84 (8-3,1-3)
70	Berry	81 (8-4,1-4)
68	Cumberland (Ky.)	78 (8-5,1-4)
76	@ Piedmont	80 (8-6,1-5)
79	Georgia College	67 (9-6,2-5)
86	@ Armstrong Atl.	94 (9-7,2-6)
78	@ Berry	90 (9-8,2-7)
81	Piedmont	74 (10-8,3-7)
78	Armstrong Atl.	77 (11-8,4-7)
76	Shorter	80 (11-9,4-8)
73	@ Georgia College	79 (11-10,4-9)
63	Tennessee Temple	47 (12-10,4-9)
65	@ Augusta State	64 (13-10,5-9)
74	@ Lee	64 (14-10,5-9)
83	North Georgia	82 (15-10,6-9)
82	@ Piedmont	66 (16-10,7-9)
66	Georgia SW	70 (16-11,7-10)
73	@ Georgia College	79 (16-12,7-11)

1986-87 (19-9, 4-8)

OWLS	OPPONENT	RECORD
76	Lee	65 (1-0,0-0)
74	@ Covenant	66 (2-0,0-0)
84	@ Tenn. Temple	50 (3-0,0-0)
81	Auburn-Mont.	67 (4-0,0-0)
99	Bryan	57 (5-0,0-0)
93	@ Coker	72 (6-0,0-0)
76	@ Auburn-Mont.	69 (7-0,0-0)
82	@ Saint Leo	68 (8-0,0-0)
77	@ North Georgia	87 (8-1,0-1)
117	Covenant	57 (9-1,0-1)
79	West Georgia	80 (9-2,0-1)
87	Shorter	74 (10-2,1-1)
85	@ Flagler	50 (11-2,1-1)
85	@ Florida Tech	63 (12-2,1-1)
81	Alabama-Huntsville	76 (13-2,1-1)
101	Tenn. Temple	69 (14-2,1-1)
63	@ Shorter	65 (14-3,1-2)
79	Georgia College	74 (15-3,2-2)
76	@ Piedmont	47 (16-3,3-2)
70	Bryan	60 (17-3,3-2)
82	@ Lee	60 (18-3,3-2)
77	Berry	81 (18-4,3-3)
82	Ga Southwestern	70 (18-5,3-4)
52	@ Georgia College	65 (18-6,3-5)
76	@ Berry	88 (18-7,3-6)
67	North Georgia	71 (18-8,3-7)
78	Piedmont	54 (19-8,4-7)
60	@ Ga Southwestern	75 (19-9,4-8)

1987-88 (24-8, 10-2)

OWLS	OPPONENT	RECORD
78	Auburn-Mont.	86 (0-1,0-0)
101	Tenn. Temple	36 (1-1,0-0)
76	@ Montevallo	59 (2-1,0-0)
88	Flagler	38 (3-1,0-0)
61	@ Auburn-Mont.	75 (3-2,0-0)
78	North Georgia	72 (4-2,1-0)
91	Lee	90 (5-2,1-0)
77	Carson-Newman	81 (5-3,1-0)
68	@ Morris Brown	52 (6-3,1-0)
78	@ Wofford	55 (7-3,1-0)
78	@ Saint Leo	45 (8-3,1-0)
97	@ Tampa	73 (9-3,1-0)
62	Alabama-Huntsville	49 (10-3,1-0)
66	@ MTSU	83 (10-4,1-0)
83	@ Milligan	50 (11-4,1-0)
94	Shorter	70 (12-4,2-0)
69	Georgia College	67 (13-4,3-0)
70	Montevallo	74 (13-5,3-0)
90	@ Piedmont	59 (14-5,4-0)
60	@ Berry	73 (14-6,4-1)
78	@ Shorter	64 (15-6,5-1)
72	Ga Southwestern	59 (16-6,5-1)
93	@ Georgia College	89 (17-6,7-1)
60	Berry	50 (18-6,8-1)
60	@ North Georgia	64 (18-7,8-2)
92	Piedmont	52 (19-7,9-2)
69	@ Georgia SW	64 (20-7,10-2)
92	Bryan	52 (21-7,10-2)

NAIA DISTRICT 25 TOURNAMENT

84	Fia Memorial	47 (22-7,10-2)
111	North Georgia	94 (23-7,10-2)
70	Georgia College	65 (24-7,10-2)

NAIA BI-DISTRICT TOURNAMENT

(Orangeburg, S.C.)		
84	@ Claffin	98 (24-8,10-2)

1988-89 (24-4, 12-2)

OWLS	OPPONENT	RECORD
87	West Florida	61 (1-0,0-0)
87	Shorter	64 (2-0,1-0)
76	@ Milligan	68 (3-0,1-0)
64	@ West Georgia	61 (4-0,1-0)
75	Montevallo	50 (5-0,1-0)
80	@ Carson-Newman	85 (5-1,1-0)
82	Alabama-Huntsville	60 (6-1,1-0)
87	Valdosta State	74 (7-1,1-0)
65	@ Auburn-Mont.	55 (8-1,1-0)

BAHAMAS SHOOTOUT

(Nassau, Bahamas)		
75	Southwest Baptist	42 (9-1,1-0)
87	Phillips	82 (10-1,1-0)
73	Southern Maine	66 (11-1,1-0)
63	@ North Georgia	70 (11-2,1-1)
90	Georgia College	76 (12-2,2-1)
102	Piedmont	39 (13-2,3-1)
61	Brewton-Parker	75 (14-2,4-1)
70	Ga Southwestern	59 (15-2,5-1)
64	@ Berry	61 (16-2,6-1)
88	@ Shorter	69 (17-2,7-1)
79	@ Montevallo	67 (18-2,7-1)
80	@ Georgia College	66 (19-2,8-1)
77	Berry	69 (20-2,9-1)
78	North Georgia	59 (21-2,10-1)
96	@ Piedmont	48 (22-2,11-1)
71	@ Ga Southwestern	64 (23-2,12-1)
73	@ Brewton-Parker	86 (23-3,12-2)

NAIA DISTRICT 25 TOURNAMENT

(Kennesaw, Ga.)		
86	Flagler	50 (24-3,12-2)
69	Georgia College	71 (24-4,12-2)

1989-90 (15-14, 7-5)

OWLS	OPPONENT	RECORD
79	Claffin	104 (0-1,0-0)
73	Shorter	58 (1-1,1-0)

yearly game-by-game results

LADY OWL INVITATIONAL

(Kennesaw, Ga.)

75	Columbus State	48	(2-1,1-0)
80	Montevallo	85	(2-2,1-0)
89	@ Valdosta State	72	(2-3,1-0)
65	@ Tennessee Tech	89	(2-4,1-0)
74	@ Spelman	30	(3-4,1-0)
76	@ Florida Southern	79	(3-5,1-0)
87	@ Flagler	46	(4-5,1-0)
61	West Georgia	71	(4-6,1-0)
63	Carson-Newman	65	(4-7,1-0)
87	Catawba	84	(5-7,1-0)
82	Brewton-Parker	79	(6-7,2-0)
84	North Georgia	51	(7-7,3-0)
80	@ Georgia College	50	(8-7,4-0)
60	@ Auburn-Mont.	52	(9-7,4-0)
56	@ Ga Southwestern	77	(9-8,4-1)
81	Berry	63	(10-8,5-1)
93	@ Shorter	87	(11-8,6-1)
55	@ Brewton-Parker	57	(11-9,6-2)
84	Flagler	46	(12-9,6-2)
72	Georgia College	62	(13-9,7-2)
71	@ Berry	82	(13-10,7-3)
89	@ North Georgia	72	(13-11,7-4)
82	Auburn-Mont.	65	(14-11,7-4)
71	@ Montevallo	74	(14-12,7-4)
66	Ga Southwestern	81	(14-13,7-5)
86	@ Columbus State	72	(15-13,7-5)

NAIA DISTRICT 25 TOURNAMENT

(Kennesaw, Ga.)

66	Georgia College	68	(15-14,7-5)
----	-----------------	----	-------------

1990-91 (20-11, 9-3)

LADY SENATOR CLASSIC

(Montgomery, Ala.)

OWLS OPPONENT	RECORD		
74	William Carey	68	(1-0,0-0)
81	@ Auburn-Mont.	82	(1-1,0-0)
84	Shorter	58	(2-1,1-0)
88	Columbus State	65	(3-1,1-0)
86	@ Spelman	43	(4-1,1-0)
70	Jacksonville State	84	(4-2,1-0)
43	@ Clatsin	69	(4-3,1-0)

HORTON CLASSIC

(Milledgeville, Ga.)

83	Newberry	60	(5-3,1-0)
105	Flagler	36	(6-3,1-0)
83	@ Columbus State	72	(7-3,1-0)
88	@ Jacksonville State	104	(7-4,1-0)
69	Mobile	62	(8-4,1-0)
91	Brewton-Parker	81	(9-4,2-0)
82	Montevallo	96	(9-5,2-0)
72	@ North Georgia	59	(10-5,3-0)
64	Georgia College	62	(11-5,4-0)
80	@ Charleston (W.Va.)	69	(11-6,4-0)
85	Ga Southwestern	53	(12-6,5-0)
62	@ Berry	65	(12-7,5-1)
84	@ Shorter	61	(13-7,6-1)
92	Brewton-Parker	68	(14-7,7-1)
86	Spelman	46	(15-7,7-1)
78	@ Georgia College	81	(15-8,7-2)
70	Berry	86	(15-9,7-3)
60	North Georgia	57	(16-9,8-3)
81	Auburn-Montgomery	74	(17-9,8-3)
80	@ Montevallo	75	(17-10,8-3)
96	@ Ga Southwestern	80	(18-10,9-3)

NAIA DISTRICT 25 TOURNAMENT

(Rome, Ga.)

98	Brewton-Parker	71	(19-10,9-3)
108	Florida Memorial	48	(20-10,9-3)
70	@ Berry	72	(20-11,9-3)

1991-92 (22-9, 10-2)

OWLS OPPONENT	RECORD		
92	West Florida	67	(1-0,0-0)

LADY SENATOR CLASSIC

(Montgomery, Ala.)

92	West Florida	67	(1-0,0-0)
----	--------------	----	-----------

72	@ Auburn-Mont.	81	(1-1,0-0)
83	Montevallo	85	(1-2,0-0)
97	Jacksonville State	85	(2-2,0-0)
82	@ Georgia College	61	(3-2,0-0)
72	Clatsin	76	(3-3,0-0)
77	@ Jacksonville State	79	(3-4,0-0)
83	@ Valdosta State	66	(4-4,0-0)
51	@ Mobile	44	(5-4,0-0)
82	@illard	68	(6-4,0-0)
70	@ Brewton-Parker	71	(6-5,0-1)
71	@ Clayton State	43	(7-5,1-1)
75	North Georgia	64	(8-5,2-1)
81	USC Spartanburg	56	(9-5,2-1)
73	@ Montevallo	76	(9-6,2-1)
53	Clayton State	40	(10-6,3-1)
87	@ Ga Southwestern	63	(11-6,4-1)
79	Berry	76	(12-6,5-1)
74	@ Shorter	55	(13-6,6-1)
87	Brewton-Parker	53	(14-6,7-1)
76	@ Catawba	66	(15-6,7-1)
84	Spelman	45	(16-6,7-1)
94	@ Berry	97	(16-7,7-2)
82	@ North Georgia	76	(17-7,8-2)
74	Auburn-Mont.	70	(18-7,8-2)
80	Lincoln Memorial	70	(19-7,8-2)
84	Ga Southwestern	57	(20-7,9-2)
85	Shorter	49	(21-7,10-2)

NAIA DISTRICT 25 TOURNAMENT

(Kennesaw, Ga.)

82	North Georgia	86	(21-8,10-2)
----	---------------	----	-------------

NAIA

DIVISION I NATIONAL CHAMPIONSHIP

(Jackson, TN)

94	Rosary	90	(22-8,10-2)
40	Simon Fraser	77	(22-9,10-2)

1992-93 (19-11, 9-3)

OWLS OPPONENT	RECORD		
69	Belmont Abbey	59	(1-0,0-0)
62	@ Wingate	66	(1-1,0-0)
77	High Point	60	(2-1,0-0)
68	Georgia College	71	(2-2,0-0)
78	@ Spelman	62	(3-2,0-0)
65	Mars Hill	55	(4-2,0-0)

LADY BULLDOG CLASSIC

(Wingate, N.C.)

69	Belmont Abbey	59	(1-0,0-0)
62	@ Wingate	66	(1-1,0-0)
77	High Point	60	(2-1,0-0)
68	Georgia College	71	(2-2,0-0)
78	@ Spelman	62	(3-2,0-0)
65	Mars Hill	55	(4-2,0-0)

HORTON HOMES CLASSIC

(Milledgeville, Ga.)

78	West Georgia	62	(5-2,0-0)
77	@ Georgia College	61	(6-2,0-0)
79	@ Lincoln Memorial	93	(6-3,0-0)
80	Valdosta State	70	(7-3,0-0)
63	@ Jacksonville State	81	(7-4,0-0)
70	Clayton State	52	(8-4,1-0)
84	@ North Georgia	64	(9-4,2-0)
57	@ USC Spartanburg	70	(9-5,2-0)
63	Brewton-Parker	64	(9-6,2-1)
61	@ Clayton State	50	(10-6,3-1)
103	Ga Southwestern	61	(11-6,4-1)
84	@ Berry	62	(12-6,5-1)
70	Shorter	50	(13-6,6-1)
63	@ Brewton-Parker	84	(13-7,8-2)
48	@ Auburn-Mont.	91	(13-8,6-2)
68	Berry	85	(13-9,6-3)
71	North Georgia	53	(14-9,7-3)
64	Montevallo	86	(14-10,7-3)
81	Central Wesleyan	56	(15-10,7-3)
76	@ Ga Southwestern	61	(16-10,8-3)
64	@ Shorter	59	(17-10,9-3)

NAIA DISTRICT 25 TOURNAMENT

(Kennesaw, Ga.)

83	Berry	60	(18-10,9-3)
72	Shorter	55	(19-10,9-3)

NAIA DIVISION I

NATIONAL CHAMPIONSHIP

(Jackson, TN)

69	Central State	83	(19-11,9-3)
----	---------------	----	-------------

1993-94 (18-11)

OWLS OPPONENT	RECORD		
77	@ Lander	43	(1-0)
77	@ Valdosta State	76	(2-0)
92	Georgia College	79	(3-0)
81	@ Georgia State	84	(3-1)
89	Lander	55	(4-1)
65	@ Tampa	82	(4-2)
52	@ Florida Southern	39	(5-2)
66	@ Georgia College	79	(5-3)

LADY OWL INVITATIONAL

(Kennesaw, Ga.)

86	Mars Hill	72	(6-3)
70	USC Spartanburg	75	(6-4)
50	Albany State	54	(6-5)
74	@ Ga Southwestern	82	(6-6)
59	Portland State	84	(6-7)
72	@ Jacksonville State	82	(6-8)
90	North Georgia	61	(7-8)
69	@ Montevallo	100	(7-9)
74	@ Clayton State	55	(8-9)
77	@ Shorter	73	(9-9)
67	@ Berry	79	(9-10)
80	Jacksonville State	75	(10-10)
94	Clayton State	70	(11-10)
69	Shorter	65	(12-10)
81	Brewton-Parker	59	(13-10)
90	@ North Georgia	74	(14-10)
79	Ga Southwestern	66	(15-10)
65	@ Brewton-Parker	58	(16-10)
76	Berry	65	(17-10)

NAIA DIVISION I SOUTHEAST REGION

INDEPENDENT TOURNAMENT

92	Limestone	59	(18-10)
66	@ Montevallo	85	(18-11)

1994-95 (15-12, 12-6)

OWLS OPPONENT	RECORD		
81	Carson-Newman	75	(1-0,0-0)
88	Berry	78	(2-0,0-0)
54	@ North Florida	66	(2-1,0-0)
49	@ Carson-Newman	77	(2-2,0-0)
87	@ Armstrong Atl.	86	(3-2,1-0)

LADY OWL INVITATIONAL

(Kennesaw, Ga.)

80	Catawba	87	(3-3,1-0)
74	Norfolk State	109	(3-4,1-0)
82	Columbus State	71	(4-4,2-0)
74	@ Jacksonville State	79	(4-5,2-0)
72	USC Spartanburg	67	(5-5,3-0)
83	@ Augusta State	85	(5-6,3-1)
91	USC Aiken	40	(6-6,4-1)
88	@ Georgia College	89	(6-7,4-2)
80	Francis Marion	73	(7-7,5-2)
77	@ Lander	46	(8-7,6-2)
70	UNC Pembroke	61	(9-7,7-2)
84	Shorter	68	(10-7,7-2)
71	@ Columbus State	77	(10-8,7-3)
80	Armstrong Atlantic	70	(11-8,8-3)
88	Augusta State	72	(11-9,8-4)
63	@ USC Aiken	71	(11-10,8-5)
71	Georgia College	65	(12-10,9-5)
73	@ Francis Marion	44	(13-10,10-5)
45	@ USC Spartanburg	53	(13-11,10-6)
65	Lander	56	(14-11,11-6)
70	@ UNC Pembroke	59	(15-11,12-6)

PEACH BELT CONFERENCE TOURNAMENT

(Augusta, Ga.)

65	Armstrong Atlantic	67	(15-12,12-6)
----	--------------------	----	--------------

yearly game-by-game results

1995-96 (17-12, 12-6)

OWLS	OPPONENT	RECORD
55	@Berry	70 (0-1,0-0)
57	@Georgia State	93 (0-2,0-0)
77	Texas Woman's U.	81 (0-3,0-0)
73	@USC Aiken	47 (1-3,1-0)

RON WALKER MEMORIAL

(Marietta, Ga.)

64	High Point	65 (1-4,1-0)
74	Presbyterian	69 (2-4,1-0)
65	Midland Lutheran	79 (2-5,1-0)
71	Michigan-Dearborn	57 (3-5,1-0)
72	@Columbus State	78 (3-6,1-1)
60	Armstrong Atlantic	59 (4-6,2-1)
64	@USC Spartanburg	60 (5-6,3-1)
69	Augusta State	71 (5-7,3-2)
73	@Shorter	46 (6-7,3-2)
55	Georgia College	68 (6-8,3-3)
60	@Francis Marion	66 (6-9,3-4)
63	Lander	46 (7-9,4-4)
92	UNC Pembroke	64 (8-9,5-4)
68	Columbus State	57 (9-9,6-4)
63	@Armstrong Atl.	74 (9-10,6-5)
76	USC Spartanburg	71 (10-10,7-5)
75	@Augusta State	64 (11-10,8-5)
70	USC Aiken	60 (12-10,9-5)
63	@Georgia College	70 (12-11,9-6)
54	Francis Marion	51 (13-11,10-6)
64	@Lander	53 (14-11,11-6)
68	@UNC Pembroke	63 (15-11,12-6)

PEACH BELT TOURNAMENT

(Milledgeville, Ga.)

86	UNC Pembroke	71 (16-11,12-6)
70	Columbus State	57 (17-11,12-6)
52	Georgia College	55 (17-12,12-6)

* Hosted by KSU at Southern Poly

1996-97 (30-2, 17-1)

OWLS	OPPONENT	RECORD
99	Coker	52 (1-0,0-0)
106	Carson-Newman	89 (2-0,0-0)
90	@Clayton State	71 (3-0,0-0)

LADY OWL INVITATIONAL

(Kennesaw, Ga.)

64	Berry	53 (4-0,0-0)
74	Elon	64 (5-0,0-0)

COCA-COLA CLASSIC

(Montevallo, Ala.)

74	Christian Brothers	61 (6-0,0-0)
67	@Montevallo	62 (7-0,0-0)
80	@USC Aiken	64 (8-0,0-0)
63	@Armstrong Atlantic	78 (8-1,1-1)
87	Columbus State	66 (9-1,2-1)
79	USCS (OT)	69 (10-1,3-1)
72	@Augusta State	61 (11-1,4-1)
92	@Georgia College	68 (12-1,5-1)
78	Francis Marion	62 (13-1,6-1)
85	@Lander	71 (14-1,7-1)
87	UNC Pembroke	54 (15-1,8-1)
68	Clayton State	52 (16-1,8-1)
91	@Columbus State	85 (17-1,9-1)
76	Armstrong Atlantic	58 (18-1,10-1)
93	@USC Spartanburg	75 (19-1,11-1)
83	Augusta State	73 (20-1,12-1)
93	USC Aiken	64 (21-1,13-1)
73	Georgia College	66 (22-1,14-1)
69	@Francis Marion	68 (23-1,15-1)
85	Lander	69 (24-1,16-1)
84	@UNC Pembroke	68 (25-1,17-1)

PEACH BELT CONF. TOURNAMENT

(Milledgeville, Ga.)

88	USC Aiken	63 (26-1,17-1)
62	Columbus State	61 (27-1,17-1)
78	@Georgia College	77 (28-1,17-1)

NCAA D-II SOUTH ATLANTIC REGIONAL

(Kennesaw, Ga.)

99	Fayetteville State	65 (29-1,17-1)
74	Bowie State	68 (30-1,17-1)

NCAA DIVISION II ELITE EIGHT

(Grand Forks, N.D.)

48	Bentley	55 (30-2,17-1)
----	---------	----------------

1997-98 (18-10, 10-6)

OWLS	OPPONENT	RECORD
70	Berry	66 (1-0,0-0)
64	Presbyterian	56 (2-0,0-0)

LADY OWL CLASSIC

(Kennesaw, Ga.)

81	Tusculum	74 (3-1,0-0)
83	Gardner-Webb	63 (4-1,0-0)
76	Montevallo	69 (5-1,0-0)
74	Berry (OT)	77 (5-2,0-0)

COCA-COLA CLASSIC

(Montevallo, Ala.)

86	Arkansas Tech	65 (6-2,0-0)
70	@Montevallo	74 (6-3,0-0)
76	West Georgia	50 (7-3,0-0)
81	Armstrong Atlantic	59 (8-3,1-0)
74	@UNC Pembroke	72 (9-3,2-0)
87	Columbus State	89 (14-7,4-1)
56	Francis Marion	61 (9-5,2-2)
64	@USC Spartanburg	61 (10-5,3-2)
88	USC Aiken	63 (11-5,4-2)
76	@North Florida	66 (12-5,5-2)
76	Clayton State	59 (13-5,6-2)
81	@Columbus State	89 (13-6,6-3)
78	Georgia College (OT)	84 (13-7,6-4)
98	@Augusta State	89 (14-7,7-4)
71	@Clayton State	58 (15-7,8-4)
74	North Florida	55 (16-7,9-4)
74	@Armstrong Atlantic	50 (17-7,10-4)
75	Lander (OT)	76 (17-8,10-5)
73	@Georgia College	81 (17-9,10-6)

PEACH BELT CONF. TOURNAMENT

(Savannah, Ga.)

56	UNC Pembroke	40 (18-9,10-6)
71	Augusta State	77 (18-10,10-6)

1998-99 (28-4, 14-2)

OWLS	OPPONENT	RECORD
99	Emmanuel (Ga.)	52 (1-0,0-0)
94	Montevallo	72 (2-0,0-0)

RON WALKER MEMORIAL

(Kennesaw, Ga.)

101	Tusculum	78 (3-0,0-0)
65	Carson-Newman	63 (4-0,0-0)

UAH THANKSGIVING CLASSIC

(Huntsville, Ala.)

77	Central Arkansas	71 (5-0,0-0)
99	Tusculum	48 (6-0,0-0)

UM/COCA-COLA CLASSIC

(Montevallo, Ala.)

82	Loyola (La.)	50 (7-0,0-0)
110	Huntingdon	43 (8-0,0-0)
76	@Armstrong Atlantic	52 (9-0,1-0)
87	UNC Pembroke	75 (10-0,2-0)

AUM NEW YEAR'S CLASSIC

(Montgomery, Ala.)

67	Lindsey Wilson	53 (11-0,2-0)
62	Dillard	26 (12-0,2-0)
93	@Columbus State	71 (13-0,3-0)
79	USC Spartanburg	54 (14-0,4-0)
81	@USC Aiken	50 (15-0,5-0)
74	@Francis Marion	77 (15-1,5-1)
79	North Florida	51 (16-1,6-1)
84	@Clayton State	63 (17-1,7-1)

86	Columbus State	71 (18-1,8-1)
84	@Georgia College	63 (19-1,9-1)
85	Augusta State	59 (20-1,10-1)
74	Clayton State	48 (21-1,11-1)
63	@North Florida	49 (22-1,12-1)
60	Armstrong Atlantic	39 (23-1,13-1)
49	@Lander	74 (23-2,13-2)
77	Georgia College	69 (24-2,14-2)

PEACH BELT CONF. TOURNAMENT

(Savannah, Ga.)

78	@Armstrong Atlantic	75 (25-2,14-2)
66	Lander	80 (25-3,14-2)

NCAA DIVISION II

SOUTH ATLANTIC REGIONAL

(Florence, S.C.)

69	Lander	39 (26-3,14-2)
81	Bowie State	70 (27-3,14-2)
76	@Francis Marion	72 (28-3,14-2)

NCAA DIVISION II

ELITE EIGHT

(Pine Bluff, Ark.)

69	North Dakota	96 (28-4,14-2)
----	--------------	----------------

1999-2000 (25-5, 14-2)

OWLS	OPPONENT	RECORD
86	Tuskegee	66 (1-0,0-0)
90	Tusculum	67 (2-0,0-0)
71	@Montevallo	75 (2-1,0-0)

GULF SOUTHPEACH BELT CLASSIC

(Carrollton, Ga.)

78	West Alabama	48 (3-1,0-0)
71	West Georgia	55 (4-1,0-0)

GARDNER-WEBB INVITATIONAL

(Boiling Springs, N.C.)

70	Wingate	63 (5-1,0-0)
65	@Gardner-Webb	54 (6-1,0-0)
85	Montevallo	60 (7-1,0-0)
70	Armstrong Atlantic	57 (8-1,1-0)
74	Ga Southwestern	54 (9-1,1-0)
62	@USC Spartanburg	50 (10-1,2-0)
80	USC Aiken	62 (11-1,3-0)
64	Miss. U. for Women	41 (12-2,3-0)
47	@North Florida	48 (12-2,3-1)
75	Clayton State	61 (13-2,4-1)
63	@Columbus State	62 (14-2,5-1)
79	@Augusta State	68 (15-2,6-1)
68	@Armstrong Atlantic	59 (16-2,7-1)
58	@Clayton State	51 (17-2,8-1)
66	North Florida	62 (18-2,9-1)
62	Columbus State	77 (18-3,9-2)
69	Lander	45 (19-3,10-2)
78	@Georgia College	72 (20-3,11-2)
72	Francis Marion	68 (21-3,12-2)
79	Georgia College	59 (22-3,13-2)
86	@UNC Pembroke	60 (23-3,14-2)

PEACH BELT TOURNAMENT

(Savannah, Ga.)

98	Augusta State	65 (24-3,14-2)
65	@Lander	69 (24-4,14-2)

NCAA DIVISION II

SOUTH ATLANTIC REGIONAL

(Florence, S.C.)

77	Livingstone	62 (25-4,14-2)
72	Columbus State	82 (25-5,14-2)

2000-01 (19-8, 10-6)

OWLS	OPPONENT	RECORD
70	Valdosta State	54 (1-0,0-0)
83	Presbyterian (OT)	80 (2-0,0-0)
72	West Alabama	60 (3-0,0-0)
64	@West Georgia	52 (4-0,0-0)
86	Clark Atlanta	55 (5-0,0-0)
55	Auburn-Mont.	59 (5-1,0-0)

yearly game-by-game results

76	@Montevallo	58	(6-1,0-0)
78	@ Armstrong Atl.	54	(7-1,1-0)
76	Life	70	(8-1,1-0)
74	Gardner-Webb	64	(9-1,1-0)
80	Montevallo	49	(10-1,1-0)
71	USC Spartanburg	48	(11-1,2-0)
57	@USC Aiken	68	(11-2,2-1)
59	North Florida	54	(12-2,3-1)
65	@ Clayton State	53	(13-2,4-1)
84	@Columbus State	96	(13-3,4-2)
90	@Augusta State	82	(14-3,5-2)
87	Armstrong Atlantic	60	(15-3,6-2)
85	Clayton State	69	(16-3,7-2)
74	@North Florida	71	(17-3,8-2)
83	@Lander	70	(18-3,9-2)
78	GC&SU	87	(18-4,9-3)
73	@Francis Marion	79	(18-5,9-4)
89	Columbus State	94	(18-6,9-5)
68	GC&SU	73	(18-7,9-6)
93	UNC Pembroke	86	(19-7,10-6)

PEACH BELT TOURNAMENT (Greenwood, SC)

57	Francis Marion	69	(19-8,10-6)
----	----------------	----	-------------

2001-2002 (25-5, 14-2)

OWLS	OPPONENT	RECORD
RON WALKER MEMORIAL		
(Kennesaw, Ga.)		


74	Wingate	62	(1-0,0-0)
72	Auburn-Mont.	62	(2-0,0-0)
81	@Montevallo	51	(3-0,0-0)
64	@North Florida	86	(3-1,0-1)
71	Clayton State	55	(4-1,1-1)

WINGATE TOURNAMENT (Wingate, NC.)

71	v.Coker	55	(5-1,1-1)
56	@Wingate	58	(5-2,1-1)
89	Fort Valley State	92	(5-3,1-1)
70	Montevallo	78	(5-4,1-1)
83	UNC Pembroke	84	(5-5,1-2)
70	Lander	52	(6-5,2-2)
86	Augusta State	81	(7-5,3-2)
62	@GC&SU	65	(7-6,3-3)
77	USC Aiken	68	(8-6,4-3)
71	North Florida	79	(8-7,4-4)
86	@Clayton State	45	(9-7,5-4)
84	USC Spartanburg	55	(10-7,6-4)
72	@Lander	64	(11-7,7-4)
72	Armstrong Atlantic	69	(12-7,8-4)
82	@Columbus State	69	(13-7,9-4)
77	@Francis Marion	70	(14-7,10-4)
71	@Augusta State	60	(15-7,11-4)
81	GC&SU	79	(16-7,12-4)
51	@USC Aiken	55	(16-8,12-5)
85	Columbus State	66	(17-8,13-5)
88	@Armstrong Atl.	75	(17-9,13-6)

PEACH BELT TOURNAMENT (Columbus, Ga.)

57	Armstrong Atl.	62	(17-10,13-6)
----	----------------	----	--------------



owl
screeches

kennesaw
state
has
had
9
polish
players

TOP 10 KSU HIGH GAMES

KSU	OPPONENT	YEAR
117	vs Covenant	86-87
111	vs North Georgia	87-88
110	vs Huntingdon	98-99
108	vs Florida Memorial	90-91
106	vs Carson-Newman	96-97
103	vs Georgia Southwestern	92-93
102	vs Piedmont	88-89
101	vs Tennessee Temple	86-87
101	vs Tennessee Temple	87-88
101	vs Tusculum	98-99

TOP 10 KSU LOW GAMES

KSU	OPPONENT	YEAR
38	vs Paine	84-85
39	vs Tennessee Temple	82-83
40	vs Berry	83-84
40	vs Simon Fraser	91-92
42	vs Georgia Southwestern	82-83
43	vs Claffin	90-91
45	vs Morris Brown	84-85
45	vs USC Spartanburg	94-95
46	vs Valdosta State	82-83
47	vs Berry	84-85
47	vs West Georgia	82-83

TOP 10 OPPONENT HIGHS

KSU	OPPONENT	YEAR
109	vs Norfolk State	94-95
106	vs Valdosta State	82-83
104	vs Claffin	89-90
104	vs Jacksonville State	90-91
100	vs Montevallo	93-94
98	vs Claffin	87-88
97	vs Berry	91-92
97	vs Berry	84-85
94	vs Tift	83-84
94	vs North Georgia	87-88
94	vs Armstrong Atlantic	85-86

TOP 10 OPPONENT LOWS

KSU	OPPONENT	YEAR
30	vs Piedmont	83-84
30	vs Spelman	89-90
36	vs Tennessee Temple	87-88
36	vs Flagler	90-91
37	vs Covenant	82-83
39	vs Piedmont	88-89
39	vs Florida Southern	93-94
39	vs Lander	98-99
39	vs Armstrong Atlantic	98-99
40	vs USC Aiken	94-95

TOP 10 WINNING MARGINS

PTS	OPPONENT	SCORE	YEAR
69	Flagler	(105-36)	90-91
67	Huntingdon	(110-43)	98-99
65	Tenn. Temple	(101-36)	87-88
63	Piedmont	(102-39)	88-89
60	Fla. Memorial	(108-48)	90-91
60	Covenant	(117-57)	86-87
51	USC Aiken	(91-40)	94-95
50	Flagler	(88-38)	87-88
49	Toccoa Falls	(93-44)	82-83
48	Piedmont	(96-48)	88-89

TOP 10 LOSING MARGINS

PTS	OPPONENT	SCORE	YEAR
60	Valdosta State	(46-106)	82-83
46	Berry	(51-97)	84-85
43	Auburn-Mont.	(48-91)	92-93
42	Morris Brown	(45-87)	84-85
42	Berry	(51-93)	82-83
38	Armstrong Atl.	(55-93)	84-85
37	Simon Fraser	(40-77)	91-92
36	Berry	(47-83)	84-85
36	Georgia State	(57-93)	95-96
35	Norfolk State	(74-109)	94-95



owls all-time vs opponents

ALABAMA-HUNTSVILLE

86-87	81	Ala-Huntsville	76	(1-0)
87-88	82	Ala-Huntsville	49	(2-0)
88-89	82	Ala-Huntsville	60	(3-0)

ALBANY STATE

93-94	50	Albany State	54	(0-1)
-------	----	--------------	----	-------

ARKANSAS TECH

97-98	66	Arkansas Tech	65	(1-0)
-------	----	---------------	----	-------

ARMSTRONG ATLANTIC

82-83	53	@ Armstrong Atl.	66	(0-1)
82-83	65	Armstrong Atl.	50	(1-1)
83-84	62	@ Armstrong Atl.	71	(1-2)
84-85	55	@ Armstrong Atl.	93	(1-3)
84-85	68	Armstrong Atl.	80	(1-4)
85-86	86	@ Armstrong Atl.	94	(1-5)
85-86	78	Armstrong Atl.	77	(2-5)
94-95	87	@ Armstrong Atl.	86	(3-5)
94-95	80	Armstrong Atl.	70	(4-5)
94-95	65	*Armstrong Atl.	67	(4-6)
95-96	80	Armstrong Atl.	59	(5-6)
95-96	63	@ Armstrong Atl.	74	(5-7)
96-97	63	@ Armstrong Atl.	78	(5-8)
96-97	76	Armstrong Atl.	58	(6-8)
97-98	81	Armstrong Atl.	59	(7-8)
97-98	74	@ Armstrong Atl.	50	(8-8)
98-99	76	@ Armstrong Atl.	52	(9-8)
98-99	60	Armstrong Atl.	39	(10-8)
98-99	78	@ Armstrong Atl.	75	(11-8)
99-00	70	Armstrong Atl.	57	(12-8)
99-00	68	@ Armstrong Atl.	59	(13-8)
00-01	78	@ Armstrong Atl.	54	(14-8)
00-01	87	Armstrong Atl.	60	(15-8)
01-02	72	Armstrong Atl.	69	(16-8)
01-02	68	@ Armstrong Atl.	75	(16-9)
01-02	57	*Armstrong Atl.	62	(16-10)

AUBURN-MONTGOMERY

86-87	81	Auburn-Mont.	67	(1-0)
86-87	76	@ Auburn-Mont.	69	(2-0)
87-88	78	Auburn-Mont.	86	(2-1)
87-88	61	@ Auburn-Mont.	75	(2-2)
88-89	65	@ Auburn-Mont.	55	(3-2)
89-90	60	@ Auburn-Mont.	52	(4-2)
89-90	72	Auburn-Mont.	65	(5-2)
90-91	61	@ Auburn-Mont.	82	(5-3)
90-91	81	Auburn-Mont.	74	(6-3)
91-92	72	@ Auburn-Mont.	81	(6-4)
91-92	74	Auburn-Mont.	70	(7-4)
92-93	48	@ Auburn-Mont.	91	(7-5)
00-01	55	Auburn-Mont.	59	(7-6)
01-02	72	Auburn-Mont.	62	(8-6)

AUGUSTA STATE

82-83	51	@ Augusta State	59	(0-1)
83-84	59	@ Augusta State	71	(0-2)
83-84	55	Augusta State	73	(0-3)
84-85	60	Augusta State	71	(0-4)
84-85	77	@ Augusta State	74	(1-4)
85-86	77	Augusta State	69	(2-4)
85-86	65	@ Augusta State	64	(3-4)
94-95	83	@ Augusta State	85	(3-5)
94-95	68	Augusta State	72	(3-6)
95-96	69	Augusta State	71	(3-7)
95-96	75	@ Augusta State	64	(4-7)
96-97	72	@ Augusta State	61	(5-7)
96-97	83	Augusta State	73	(6-7)
97-98	98	@ Augusta State	89	(7-7)
97-98	71	Augusta State	77	(7-8)
98-99	85	Augusta State	59	(8-8)
99-00	79	@ Augusta State	68	(9-8)
99-00	98	Augusta State	65	(10-8)
00-01	90	@ Augusta State	82	(11-8)
01-02	86	Augusta State	81	(12-8)
01-02	71	@ Augusta State	60	(13-8)

BELMONT ABBEY

92-93	69	Belmont Abbey	59	(1-0)
-------	----	---------------	----	-------

BENTLEY

96-97	48	*Bentley	55	(0-1)
-------	----	----------	----	-------

BERRY

82-83	51	@ Berry	93	(0-1)
83-84	40	Berry	61	(0-2)
83-84	52	@ Berry	90	(0-3)
84-85	47	@ Berry	83	(0-4)
84-85	51	Berry	97	(0-5)
85-86	70	Berry	81	(0-6)
85-86	77	@ Berry	90	(0-7)
86-87	77	Berry	81	(0-8)
86-87	76	@ Berry	88	(0-9)
87-88	60	@ Berry	73	(0-10)
87-88	60	Berry	50	(1-10)
88-89	64	@ Berry	61	(2-10)
88-89	77	Berry	69	(3-10)
89-90	81	Berry	63	(4-10)
89-90	71	@ Berry	82	(4-11)
90-91	62	@ Berry	65	(4-12)
90-91	70	Berry	86	(4-13)
90-91	70	*Berry	72	(4-14)
91-92	79	Berry	76	(5-14)
91-92	94	@ Berry	97	(5-15)
92-93	84	@ Berry	62	(6-15)
92-93	68	Berry	85	(6-16)
92-93	63	*Berry	60	(7-16)
93-94	67	@ Berry	79	(7-17)
93-94	76	Berry	65	(8-17)
94-95	88	Berry	78	(9-17)
95-96	55	@ Berry	70	(9-18)
96-97	64	Berry	53	(10-18)
97-98	70	Berry	66	(11-18)
97-98	74	Berry (OT)	77	(11-19)

BOWIE STATE

96-97	74	Bowie State	68	(1-0)
98-99	81	*Bowie State	70	(2-0)

BREWTON-PARKER

88-89	81	Brewton-Parker	75	(1-0)
88-89	73	@ Brewton-Parker	86	(1-1)
89-90	82	Brewton-Parker	79	(2-1)
89-90	55	@ Brewton-Parker	57	(2-2)
90-91	91	Brewton-Parker	81	(3-2)
90-91	92	Brewton-Parker	68	(4-2)
90-91	98	*Brewton-Parker	71	(5-2)
91-92	70	@ Brewton-Parker	71	(5-3)
91-92	87	Brewton-Parker	53	(6-3)
92-93	63	Brewton-Parker	64	(6-4)
92-93	63	@ Brewton-Parker	84	(6-5)
93-94	81	Brewton-Parker	59	(9-5)
93-94	65	@ Brewton-Parker	58	(10-5)

BRYAN

82-83	71	@ Bryan	45	(1-0)
82-83	56	Bryan	47	(2-0)
85-86	79	Bryan	67	(3-0)
85-86	75	@ Bryan	64	(4-0)
86-87	99	Bryan	57	(5-0)
86-87	70	Bryan	60	(6-0)
87-88	92	Bryan	52	(7-0)

CARSON-NEWMAN

87-88	77	Carson-New	81	(0-1)
88-89	80	@ Carson-New	85	(0-2)
89-90	63	Carson-New	65	(0-3)
94-95	81	Carson-New	75	(1-3)
94-95	49	@ Carson-New	77	(1-4)
96-97	105	Carson-New	89	(2-4)
98-99	65	Carson-New	63	(3-4)

CATAWBA

89-90	87	Catawba	84	(1-0)
91-92	76	@ Catawba	66	(2-0)
94-95	80	Catawba	87	(2-1)

CENTRAL ARKANSAS

98-99	77	Central Arkansas	71	(1-0)
-------	----	------------------	----	-------

CENTRAL STATE (OH)

92-93	69	*Central State	83	(0-1)
-------	----	----------------	----	-------

CENTRAL WESLEYAN

92-93	81	Central Wesleyan	56	(1-0)
-------	----	------------------	----	-------

CHARLESTON (W. VA)

90-91	60	@ Charleston (WV)	69	(0-1)
-------	----	-------------------	----	-------

CHRISTIAN BROTHERS

96-97	74	Christian Brothers	61	(1-0)
-------	----	--------------------	----	-------

CLAFLIN

88-89	84	*@ Claflin	98	(1-0)
89-90	79	Claflin	104	(1-1)
90-91	43	@ Claflin	69	(1-2)
91-92	72	Claflin	76	(1-3)

CLARK ATLANTA

00-01	86	Clark Atlanta	55	(1-0)
-------	----	---------------	----	-------

CLAYTON STATE

91-92	71	@ Clayton State	43	(1-0)
91-92	53	Clayton State	40	(2-0)
92-93	70	Clayton State	52	(3-0)
92-93	61	@ Clayton State	50	(4-0)
93-94	74	@ Clayton State	55	(5-0)
93-94	94	Clayton State	70	(6-0)
96-97	90	@ Clayton State	71	(9-0)
96-97	88	Clayton State	52	(10-0)
97-98	76	Clayton State	59	(11-0)
97-98	71	@ Clayton State	58	(12-0)
98-99	84	@ Clayton State	63	(13-0)
98-99	74	Clayton State	48	(14-0)
99-00	75	Clayton State	61	(15-0)
99-00	58	@ Clayton State	51	(16-0)
00-01	65	@ Clayton State	53	(17-0)
00-01	85	Clayton State	69	(18-0)
01-02	71	Clayton State	55	(19-0)
01-02	66	@ Clayton State	45	(20-0)

COKER

86-87	93	@ Coker	72	(1-0)
96-97	99	Coker	52	(2-0)
01-02	71	Coker	55	(3-0)

COLUMBUS STATE

89-90	76	Columbus St.	48	(1-0)
89-90	86	@ Columbus St	72	(2-0)
90-91	88	Columbus St	65	(3-0)
90-91	83	@ Columbus St	72	(4-0)
94-95	82	Columbus State	71	(5-0)
94-95	71	@ Columbus State	77	(5-1)
95-96	72	@ Columbus State	78	(5-2)
95-96	68	Columbus State	57	(6-2)
95-96	70	Columbus State	57	(7-2)
96-97	87	Columbus State	66	(8-2)
96-97	91	@ Columbus State	85	(9-2)
96-97	62	Columbus State	61	(10-2)
97-98	87	Columbus State	89	(10-3)
97-98	81	@ Columbus State	89	(10-4)
98-99	93	@ Columbus State	71	(11-4)
98-99	86	Columbus State	71	(12-4)
99-00	63	@ Columbus State	62	(13-4)
99-00	62	Columbus State	77	(13-5)
99-00	72	*Columbus State	82	(13-6)
00-01	84	@ Columbus State	96	(13-7)
00-01	89	Columbus State	94	(13-8)
01-02	82	@ Columbus State	69	(14-8)
01-02	85	Columbus State	66	(15-8)

owls all-time vs opponents

COVENANT

82-83	64	Covenant	37	(1-0)
82-83	86	@Covenant	48	(2-0)
83-84	67	Covenant	45	(3-0)
83-84	75	@Covenant	42	(4-0)
84-85	80	Covenant	56	(5-0)
84-85	67	@Covenant	51	(6-0)
85-86	88	Covenant	47	(7-0)
86-87	74	@Covenant	66	(8-0)
86-87	117	Covenant	57	(9-0)

CUMBERLAND (KY)

82-83	67	@Cumberland	77	(0-1)
85-86	68	Cumberland	78	(0-2)

DILLARD

91-92	81	@Dillard	68	(1-0)
98-99	62	Dillard	26	(2-0)

EDWARD WATERS

83-84	52	@Edward Waters	66	(0-1)
84-85		won by forfeit		(1-1)

ELON

96-97	74	Elon	64	(1-0)
-------	----	------	----	-------

EMMANUEL

98-99	99	Emmanuel (Ga.)	52	(1-0)
-------	----	----------------	----	-------

FAYETTEVILLE STATE

96-97	99	Fayetteville State	65	(1-0)
-------	----	--------------------	----	-------

FLAGLER

83-84	77	@Flagler	49	(1-0)
83-84		KSU won by forfeit		(2-0)
84-85	91	Flagler	47	(3-0)
86-87	85	@Flagler	50	(4-0)
87-88	88	Flagler	38	(5-0)
88-89	86	Flagler	50	(6-0)
89-90	87	@Flagler	46	(7-0)
89-90	84	Flagler	46	(8-0)
90-91	105	Flagler	36	(9-0)

FLORIDA MEMORIAL

88-89	94	Fla. Memorial	47	(1-0)
90-91	108	*Fla. Memorial	48	(2-0)

FLORIDA SOUTHERN

89-90	76	@Fla. Southern	79	(0-1)
93-94	52	@Fla. Southern	39	(1-1)

FLORIDA TECH

86-87	85	@Florida Tech	63	(1-0)
-------	----	---------------	----	-------

FORT VALLEY STATE

01-02	89	Fort Valley State	92	(0-1)
-------	----	-------------------	----	-------

FRANCIS MARION

94-95	80	Francis Marion	73	(1-0)
94-95	73	@Francis Marion	44	(2-0)
95-96	60	@Francis Marion	68	(2-1)
95-96	54	Francis Marion	51	(3-1)
96-97	78	Francis Marion	62	(4-1)
96-97	69	@Francis Marion	68	(5-1)
97-98	56	Francis Marion	61	(5-2)
98-99	76	@Francis Marion	72	(6-2)
98-99	74	@Francis Marion	77	(6-3)
99-00	72	Francis Marion	68	(7-3)
00-01	73	@Francis Marion	79	(7-4)
00-01	57	*Francis Marion	69	(7-5)
01-02	77	@Francis Marion	70	(7-6)

GARDNER-WEBB

99-00	65	@Gardner-Webb	54	(1-0)
00-01	74	Gardner-Webb	64	(2-0)

GC&SU

83-84	81	@Georgia College	65	(1-0)
83-84	73	Georgia College	70	(2-0)
84-85	64	Georgia College	74	(2-1)
84-85	71	@Georgia College	89	(2-2)
85-86	79	Georgia College	67	(3-2)
85-86	73	@Georgia College	79	(3-3)
85-86	73	@Georgia College	79	(3-4)
86-87	79	Georgia College	74	(4-4)
86-87	52	@Georgia College	65	(4-5)
87-88	69	Georgia College	67	(5-5)
87-88	93	@Georgia College	89	(6-5)
88-89	90	Georgia College	76	(7-5)
88-89	60	@Georgia College	66	(8-5)
88-89	89	*Georgia College	71	(8-6)
88-89	70	*Georgia College	65	(9-6)
89-90	80	@Georgia College	50	(10-6)
89-90	72	Georgia College	62	(11-6)
89-90	66	*Georgia College	68	(11-7)
90-91	64	Georgia College	62	(12-7)
90-91	78	@Georgia College	81	(12-8)
91-92	82	@Georgia College	61	(13-8)
92-93	68	Georgia College	71	(13-9)
92-93	77	@Georgia College	61	(14-8)
93-94	92	Georgia College	79	(15-8)
93-94	66	@Georgia College	79	(16-9)
94-95	88	@Georgia College	89	(16-10)
94-95	71	Georgia College	65	(17-10)
95-96	55	Georgia College	68	(17-11)
95-96	63	@Georgia College	70	(17-12)
95-96	52	*Georgia College	55	(17-13)
96-97	92	@Georgia College	68	(18-13)
96-97	73	Georgia College	66	(19-13)
96-97	78	*@Georgia College	77	(20-13)
97-98	78	Georgia College(ot)	84	(20-14)
97-98	73	@Georgia College	81	(20-15)
98-99	84	@Georgia College	63	(21-15)
98-99	77	Georgia College	69	(22-15)
99-00	78	@Georgia College	72	(23-15)
99-00	79	Georgia College	59	(24-15)
00-01	78	GC&SU	87	(24-16)
00-01	68	@GC&SU	73	(24-17)
01-02	62	@GC&SU	65	(24-18)
01-02	81	GC&SU	79	(25-18)

GEORGIA SOUTHWESTERN

82-83	63	@Georgia SW	68	(0-1)
82-83	42	Georgia SW	52	(0-2)
83-84	61	Georgia SW	73	(0-3)
83-84	56	@Georgia SW	62	(0-4)
84-85	62	Georgia SW	71	(0-5)
84-85	62	@Georgia SW	84	(0-6)
85-86	73	@Georgia SW	84	(0-7)
85-86	66	Georgia SW	70	(0-8)
86-87	62	Georgia SW	70	(0-9)
86-87	60	@Georgia SW	75	(0-10)
87-88	72	Georgia SW	59	(1-10)
87-88	69	@Georgia SW	64	(2-10)
88-89	70	Georgia SW	59	(3-10)
88-89	71	*@Georgia SW	64	(4-10)
89-90	56	@Georgia SW	77	(4-11)
89-90	66	Georgia SW	81	(4-12)
90-91	85	Georgia SW	53	(5-12)
90-91	96	@Georgia SW	80	(6-12)
91-92	87	@Georgia SW	63	(7-12)
91-92	84	Georgia SW	57	(8-12)
92-93	103	Georgia SW	61	(9-12)
92-93	76	@Georgia SW	61	(10-12)
93-94	74	@Georgia SW	82	(10-13)
93-94	79	Georgia SW	66	(11-13)
99-00	74	Georgia SW	54	(12-13)

GEORGIA STATE

93-94	81	@Georgia State	84	(0-1)
95-96	57	@Georgia State	93	(0-2)

GEORGIA TECH

82-83	55	@Georgia Tech	68	(0-1)
-------	----	---------------	----	-------

HIGH POINT

92-93	77	High Point	60	(1-0)
95-96	64	High Point	65	(1-1)

HUNTINGDON

98-99	110	Huntingdon	43	(1-0)
-------	-----	------------	----	-------

JACKSONVILLE STATE

90-91	70	Jacksonville St	84	(1-0)
90-91	88	@Jacksonville St	104	(1-1)
91-92	97	Jacksonville St	85	(2-1)
91-92	77	@Jacksonville St	79	(2-2)
92-93	63	@Jacksonville St	81	(3-2)
93-94	72	Jacksonville St	82	(3-3)
93-94	80	Jacksonville St	75	(4-3)
94-95	74	@Jacksonville St	79	(4-4)

LANDER

93-94	77	@Lander	43	(1-0)
93-94	89	Lander	55	(2-0)
94-95	77	@Lander	46	(3-0)
94-95	65	Lander	56	(4-0)
95-96	63	Lander	46	(5-0)
95-96	64	@Lander	53	(6-0)
96-97	85	@Lander	71	(7-0)
96-97	85	Lander	69	(8-0)
97-98	75	Lander (OT)	76	(8-1)
98-99	49	@Lander	74	(8-2)
98-99	66	Lander	80	(8-3)
98-99	69	Lander	39	(9-3)
99-00	69	Lander	45	(10-3)
99-00	*65	@Lander	69	(10-4)
00-01	83	@Lander	70	(11-4)
01-02	70	Lander	52	(12-4)
01-02	72	@Lander	64	(13-4)

LEE

82-83	63	Lee	66	(0-1)
82-83	69	@Lee	62	(1-1)
83-84	70	@Lee	79	(1-2)
83-84	67	Lee	80	(1-3)
84-85	55	@Lee	58	(1-4)
84-85	62	Lee	64	(1-5)
85-86	76	Lee	65	(2-5)
85-86	74	@Lee	64	(3-5)
86-87	62	@Lee	60	(4-5)
87-88	91	Lee	90	(5-5)

LIFE

00-01	76	Life	70	(1-0)
-------	----	------	----	-------

LIMESTONE

93-94	92	Limestone	59	(1-0)
-------	----	-----------	----	-------

LINCOLN MEMORIAL

91-92	80	Lincoln Mem.	70	(1-0)
92-93	79	@Lincoln Mem.	93	(1-1)

LINDSEY WILSON

98-99	67	Lindsey Wilson	53	(1-0)
-------	----	----------------	----	-------

LIVINGSTONE

99-00	77	Livingstone	62	(1-0)
-------	----	-------------	----	-------

LOYOLA (LA)

98-99	82	Loyola (La.)	50	(1-0)
-------	----	--------------	----	-------

MARS HILL

92-93	65	Mars Hill	55	(1-0)
93-94	88	Mars Hill	72	(2-0)

MICHIGAN-DEARBORN

95-96	71	Mich.-Dearborn	57	(1-0)
-------	----	----------------	----	-------

owls all-time vs opponents

MIDDLE TENNESSEE STATE

87-88 66 @MTSU 83 (0-1)

MIDLAND LUTHERAN

95-96 65 Midland Lutheran 79 (0-1)

MILLIGAN

87-88 83 @Milligan 50 (1-0)

88-89 76 @Milligan 68 (2-0)

MISSISSIPPI U. FOR WOMEN

99-00 64 Miss. U.W 41 (1-0)

MOBILE

90-91 69 Mobile 62 (1-0)

91-92 52 @Mobile 44 (2-0)

MORRIS BROWN

84-85 68 @Morris Brown 75 (0-1)

84-85 45 Morris Brown 87 (0-2)

87-88 68 @Morris Brown 52 (1-2)

MONTEVALLO

87-88 76 @Montevallo 59 (1-0)

87-88 70 Montevallo 74 (1-1)

88-89 75 Montevallo 50 (2-1)

88-89 79 @Montevallo 67 (3-1)

89-90 80 Montevallo 85 (3-2)

89-90 71 @Montevallo 74 (3-3)

90-91 82 Montevallo 96 (3-4)

90-91 60 @Montevallo 75 (3-5)

91-92 83 Montevallo 85 (3-6)

91-92 73 @Montevallo 76 (3-7)

92-93 64 Montevallo 86 (3-8)

93-94 69 @Montevallo 100 (3-9)

93-94 66 *@Montevallo 85 (3-10)

96-97 67 @Montevallo 62 (4-10)

97-98 76 Montevallo 69 (5-10)

97-98 70 @Montevallo 74 (5-11)

98-99 94 Montevallo 72 (6-11)

99-00 71 @Montevallo 75 (6-12)

99-00 85 Montevallo 60 (7-12)

00-01 76 @Montevallo 58 (8-12)

00-01 80 Montevallo 49 (9-12)

01-02 81 @Montevallo 51 (10-12)

01-02 70 Montevallo 78 (10-13)

NEWBERRY

90-91 83 Newberry 60 (1-0)

NORFOLK STATE

94-95 74 Norfolk State 109 (0-1)

NORTH DAKOTA

99-99 89 North Dakota 96 (0-1)

NORTH FLORIDA

94-95 54 @North Florida 66 (0-1)

97-98 76 @North Florida 66 (1-1)

97-98 74 North Florida 55 (2-1)

98-99 79 North Florida 51 (3-1)

98-99 63 @North Florida 49 (4-1)

99-00 47 @North Florida 48 (4-2)

99-00 66 North Florida 62 (5-2)

00-01 59 North Florida 54 (6-2)

00-01 74 @North Florida 71 (7-2)

01-02 64 @North Florida 86 (7-3)

01-02 71 North Florida 79 (7-4)

NORTH GEORGIA

83-84 64 North Georgia 58 (1-0)

83-84 57 @North Georgia 62 (1-1)

84-85 63 @North Georgia 73 (1-2)

85-86 73 @North Georgia 77 (1-3)

85-86 83 North Georgia 82 (2-3)

86-87 77 @North Georgia 87 (2-4)

86-87 67 North Georgia 71 (2-5)

87-88 78 North Georgia 72 (3-5)

87-88 60 @North Georgia 64 (3-6)

88-89 63 @North Georgia 70 (3-7)

88-89 78 North Georgia 59 (4-7)

88-89 111 *North Georgia 94 (5-7)

89-90 64 North Georgia 51 (6-7)

89-90 69 @North Georgia 72 (6-8)

90-91 72 @North Georgia 59 (7-8)

90-91 60 North Georgia 57 (8-8)

91-92 75 North Georgia 64 (9-8)

91-92 82 @North Georgia 76 (10-8)

91-92 82 *North Georgia 86 (11-8)

92-93 84 @North Georgia 64 (12-8)

92-93 71 North Georgia 53 (13-8)

93-94 90 North Georgia 61 (14-8)

93-94 90 @North Georgia 74 (15-8)

PAINE

84-85 38 @Paine 49 (0-1)

84-85 52 Paine 69 (0-2)

PHILLIPS

88-89 87 Phillips 82 (1-0)

PIEDMONT

82-83 60 Piedmont 63 (0-1)

82-83 58 @Piedmont 59 (0-2)

83-84 96 @Piedmont 60 (1-2)

83-84 72 Piedmont 30 (2-2)

84-85 71 @Piedmont 65 (3-2)

84-85 64 Piedmont 54 (4-2)

85-86 76 @Piedmont 80 (4-3)

85-86 81 Piedmont 74 (4-4)

85-86 82 @Piedmont 66 (5-4)

86-87 76 @Piedmont 47 (6-4)

86-87 78 Piedmont 54 (7-4)

87-88 92 Piedmont 52 (8-4)

88-89 102 Piedmont 39 (9-4)

88-89 96 @Piedmont 48 (10-4)

PORTLAND STATE

93-94 59 Portland State 84 (0-1)

PRESBYTERIAN

95-96 74 Presbyterian 69 (1-0)

97-98 64 Presbyterian 56 (2-0)

00-01 83 Presbyterian (OT) 80 (3-0)

ROSARY

91-92 94 Rosary 90 (1-0)

ST. LEO

86-87 82 @Saint Leo 68 (1-0)

87-88 78 @Saint Leo 45 (2-0)

SHORTER

83-84 50 @Shorter 55 (0-1)

83-84 59 Shorter 77 (0-2)

84-85 55 Shorter 80 (0-3)

84-85 57 @Shorter 86 (0-4)

85-86 73 @Shorter 80 (1-4)

85-86 76 Shorter 80 (1-5)

86-87 87 Shorter 74 (2-5)

86-87 63 @Shorter 65 (2-6)

87-88 94 Shorter 70 (3-6)

87-88 78 @Shorter 64 (4-6)

88-89 87 Shorter 64 (5-6)

88-89 88 @Shorter 69 (6-6)

89-90 73 Shorter 58 (7-6)

89-90 93 @Shorter 87 (8-6)

90-91 84 Shorter 58 (9-6)

90-91 84 @Shorter 61 (10-6)

91-92 74 @Shorter 55 (11-6)

91-92 85 Shorter 49 (12-8)

92-93 70 Shorter 50 (13-6)

92-93 64 @Shorter 59 (14-6)

92-93 72 Shorter (PS) 55 (15-6)

93-94 77 @Shorter 73 (16-6)

93-94 69 Shorter 65 (17-6)

94-95 84 Shorter 68 (18-6)

95-96 73 @Shorter 46 (19-6)

SIMON FRASER

91-92 40 Simon Fraser 77 (0-1)

SOUTHERN MAINE

88-89 73 Southern Maine 66 (1-0)

SOUTHWEST BAPTIST

88-89 75 Southwest Baptist 42 (1-0)

SPELMAN

89-90 74 @Spelman 30 (1-0)

90-91 86 @Spelman 43 (2-0)

90-91 86 Spelman 46 (3-0)

91-92 84 Spelman 45 (4-0)

92-93 78 @Spelman 62 (5-0)

TAMPA

87-88 97 @Tampa 73 (1-0)

93-94 65 @Tampa 82 (1-1)

TENNESSEE TECH

89-90 65 @Tenn. Tech 89 (1-0)

TENNESSEE TEMPLE

82-83 65 Tenn. Temple 53 (1-0)

82-83 72 @Tenn. Temple 51 (2-0)

83-84 52 @Tenn. Temple 68 (2-1)

83-84 48 Tenn. Temple 56 (2-2)

84-85 55 @Tenn. Temple 66 (2-3)

84-85 52 Tenn. Temple 58 (2-4)

85-86 81 @Tenn. Temple 56 (3-4)

85-86 63 Tenn. Temple 47 (4-4)

86-87 84 @Tenn. Temple 50 (5-4)

87-88 101 Tenn. Temple 36 (6-4)

TENNESSEE WESLEYAN

82-83 39 @Tenn. Wesleyan 71 (0-1)

TEXAS WOMEN'S

95-96 77 Texas Woman's 81 (0-1)

TIFT

83-84 83 Tift 94 (0-1)

83-84 54 @Tift 73 (0-2)

84-85 90 Tift 66 (1-2)

84-85 72 @Tift 68 (2-2)

TOCCOA FALLS

82-83 93 Toccoa Falls 44 (1-0)

TUSCULUM

97-98 81 Tusculum 74 (1-0)

98-99 101 Tusculum 78 (2-0)

98-99 99 Tusculum 48 (3-0)

99-00 90 Tusculum 67 (4-0)

TUSKEGEE

99-00 86 Tuskegee 66 (1-0)

UNC PEMBROKE

94-95 70 UNC Pembroke 61 (1-0)

94-95 70 @UNC Pembroke 59 (2-0)

95-96 92 UNC Pembroke 64 (3-0)

95-96 68 @UNC Pembroke 63 (4-0)

95-96 86 *UNC Pembroke 71 (5-0)

96-97 87 UNC Pembroke 54 (6-0)

96-97 84 @UNC Pembroke 68 (7-0)

97-98 74 @UNC Pembroke 72 (8-0)

97-98 56 *UNC Pembroke 40 (9-0)

98-99 87 UNC Pembroke 75 (10-0)

owls all-time vs opponents

99-00	86	@UNC Pembroke	60	(11-0)
00-01	93	UNC Pembroke	86	(12-0)
01-02	83	UNC Pembroke	84	(12-1)

USC AIKEN

94-95	91	USC Aiken	40	(1-0)
94-95	63	@USC Aiken	71	(1-1)
95-96	73	@USC Aiken	47	(2-1)
95-96	70	USC Aiken	60	(3-1)
96-97	80	@USC Aiken	64	(4-1)
96-97	93	USC Aiken	64	(5-1)
96-97	88	*USC Aiken	63	(6-1)
97-98	88	USC Aiken	63	(7-1)
98-99	81	@USC Aiken	50	(8-1)
99-00	80	USC Aiken	62	(9-1)
00-01	57	@USC Aiken	68	(9-2)
01-02	77	USC Aiken	68	(10-2)
01-02	51	@USC Aiken	55	(10-3)

USC SPARTANBURG

91-92	81	USCS	56	(1-0)
92-93	57	@USCS	70	(1-1)
93-94	70	USCS	75	(1-2)
94-95	72	USCS	67	(2-2)
94-95	45	@USCS	53	(2-3)
95-96	64	@USCS	60	(3-3)
95-96	76	USCS	71	(4-3)
96-97	93	@USCS	75	(5-3)
96-97	79	USCS (OT)	69	(6-3)
97-98	64	@USCS	61	(7-3)
98-99	79	USCS	54	(8-3)
99-00	62	@USCS	50	(9-3)
00-01	71	USCS	48	(10-3)
01-02	84	USCS	55	(11-3)

VALDOSTA STATE

82-83	46	@Valdosta State	106	(0-1)
88-89	87	Valdosta State	74	(1-1)
89-90	69	@Valdosta State	72	(1-2)
91-92	83	@Valdosta State	66	(2-2)
92-93	80	Valdosta State	70	(3-2)
93-94	77	@Valdosta State	76	(4-2)
00-01	70	Valdosta State	54	(5-2)

WARREN WILSON

85-86	82	Warren Wilson	54	(1-0)
-------	----	---------------	----	-------

WEST ALABAMA

99-00	78	West Alabama	48	(1-0)
00-01	72	West Alabama	60	(2-0)

WEST FLORIDA

88-89	87	West Florida	61	(1-0)
91-92	92	West Florida	67	(2-0)

WEST GEORGIA

82-83	63	@West Georgia	82	(0-1)
82-83	47	West Georgia	60	(0-2)
83-84	73	West Georgia	79	(0-3)
83-84	60	@West Georgia	73	(0-4)
84-85	57	@West Georgia	81	(0-5)
85-86	63	West Georgia	59	(1-5)
86-87	79	West Georgia	80	(1-6)
88-89	64	@West Georgia	61	(2-6)
89-90	61	West Georgia	71	(2-7)
92-93	78	West Georgia	62	(3-7)
97-98	68	@West Ga (OT)	70	(3-8)
97-98	76	West Georgia	50	(4-8)
99-00	71	West Georgia	55	(5-8)
00-01	64	@West Georgia	52	(6-8)

WILLIAM CAREY

90-91	74	William Carey	68	(1-0)
-------	----	---------------	----	-------

WINGATE

92-93	62	@Wingate	66	(0-1)
99-00	70	Wingate	63	(1-1)
01-02	74	Wingate	62	(2-1)
01-02	56	@Wingate	58	(2-2)

WOFFORD

87-88	78	@Wofford	55	(1-0)
-------	----	----------	----	-------

ALL-TIME WIN-LOSS

OPPONENT	W-L	PCT.	LAST
Alabama-Huntsville	3-0	1.000	88-89
Albany State	0-1	.000	93-94
Arkansas Tech	1-0	1.000	97-98
Armstrong Atlantic	16-10	.615	01-02
Auburn-Mont.	8-6	.571	01-02
Augusta State	13-8	.619	01-02
Belmont-Abbey	1-0	1.000	92-93
Bentley	0-1	.000	96-97
Berry	11-19	.367	97-98
Bowie State	2-0	1.000	98-99
Brewton-Parker	10-5	.667	93-94
Bryan	7-0	1.000	87-88
Carson-Newman	3-4	.429	98-99
Catawba	2-1	.667	94-95
Central Arkansas	1-0	1.000	98-99
Central State-OH	0-1	.000	92-93
Central Wesleyan	1-0	1.000	92-93
Charleston-WV	0-1	.000	90-91
Christian Brothers	1-0	1.000	96-97
Claffin	1-3	.250	91-92
Clark Atlanta	1-0	1.000	00-01
Clayton State	20-0	1.000	01-02
Coker	3-0	1.000	01-02
Columbus State	15-8	.651	01-02
Covenant	9-0	1.000	86-87
Cumberland-KY	0-2	.000	85-86
Dillard	2-0	1.000	98-99
Edward Waters	1-1	.500	84-85
Elon	1-0	1.000	96-97
Emmanuel	1-0	1.000	98-99
Fayetteville State	1-0	1.000	96-97
Flagler	9-0	1.000	90-91
Florida Memorial	2-0	1.000	90-91
Florida Southern	1-1	.500	93-94
Florida Tech	1-0	1.000	86-87
Fl. Valley State	0-1	.000	01-02
Francis Marion	7-6	.538	01-02
Gardner-Webb	2-0	1.000	00-01
GC&SU	25-18	.581	01-02
Georgia SW	12-13	.480	99-00
Georgia State	0-2	.000	95-96
Georgia Tech	0-1	.000	82-83
High Point	1-1	.500	95-96
Huntingdon	1-0	1.000	98-99
Jacksonville State	4-4	.500	94-95
Lander	13-4	.765	01-02
Lee	5-5	.500	87-88
Life	1-0	1.000	00-01
Limestone	1-0	1.000	93-94
Lincoln Memorial	1-1	.500	92-93
Lindsey Wilson	1-0	1.000	98-99
Livingstone	1-0	1.000	98-99
Loyola-LA	1-0	1.000	98-99
Mars Hill	2-0	1.000	93-94
Michigan-Dearborn	1-0	1.000	95-96
Middle Tenn State	0-1	.000	87-88
Midland Lutheran	0-1	.000	95-96
Milligan	2-0	1.000	88-89
Miss U. for Women	1-0	1.000	99-00
Mobile-AL	2-0	1.000	91-92
Morris Brown	1-2	.333	87-88

ALL-TIME WIN-LOSS

OPPONENT	W-L	PCT.	LAST
Montevallo	10-13	.435	01-02
Newberry	1-0	1.000	90-91
Norfolk State	0-1	.000	94-95
North Dakota	0-1	.000	98-99
North Florida	7-4	.636	01-02
North Georgia	15-8	.652	93-94
Paine	0-2	.000	84-85
Phillips	1-0	1.000	88-89
Piedmont	10-4	.714	88-89
Portland State	0-1	.000	93-94
Presbyterian	3-0	1.000	00-01
Rosary	1-0	1.000	91-92
St. Leo	2-0	1.000	87-88
Shorler	19-6	.760	95-96
Simon Fraser	0-1	.000	91-92
Southern Maine	1-0	1.000	88-89
SW Baptist	1-0	1.000	88-89
Spelman	5-0	1.000	92-93
Tampa	1-1	.500	93-94
Tennessee Tech	1-0	1.000	89-90
Tennessee Temple	6-4	.600	87-88
Tenn. Wesleyan	0-1	.000	82-83
Texas Women's	0-1	.000	95-96
Titt	2-2	.500	84-85
Toccoa Falls	1-0	1.000	82-83
Tusculum	4-0	1.000	99-00
Tuskegee	1-0	1.000	99-00
UNC Pembroke	12-1	.923	01-02
USC Aiken	10-3	.769	01-02
USC Spartanburg	11-3	.758	01-02
Valdosta State	5-2	.714	00-01
Warren Wilson	1-0	1.000	85-86
West Alabama	2-0	1.000	00-01
West Florida	2-0	1.000	91-92
West Georgia	6-8	.429	00-01
William Carey	1-0	1.000	90-91
Wingate	2-2	.500	01-02
Wofford	1-0	1.000	87-88

Year-By-Year	Overall	Conference
82-83	9-14	1-7
83-84	9-19	5-11
84-85	9-21	4-14
85-86	16-12	7-11
86-87	19-9	4-8
87-88	24-8	10-2
88-89	24-4	12-2
89-90	15-14	7-5
90-91	20-11	9-3
91-92	22-9	10-2
92-93	19-11	9-3
93-94	18-11	--
94-95	15-12	12-6
95-96	17-12	12-6
96-97	30-2	17-1
97-98	18-10	10-6
98-99	28-4	14-2
99-00	25-5	14-2
00-01	19-8	10-6
01-02	17-10	13-6
TOTAL	373-206	180-103
NAIA	204-143	78-68
NCAA	169-63	102-35
PEACH BELT	--	102-35

**owl
screaches**

kennesaw
state
has
17 straight
winning seasons

all-time peach belt conference standings

1994-95 SEASON

Team	W	L	PCT	W	L	PCT
USCS	14	4	.778	25	6	.807
Augusta St	14	4	.778	19	9	.679
Columbus St	14	4	.778	21	7	.750
Kennesaw St	12	6	.667	15	12	.556
Francis Marion	8	10	.444	11	15	.423
AASU	8	10	.444	12	17	.414
USC Aiken	7	11	.389	12	15	.444
GC&SU	7	11	.389	11	17	.393
UNC Pembroke	5	13	.278	8	18	.307
Lander	1	17	.055	4	22	.154

First-Team All-Peach Belt Conference

Dwanna Gardner	Augusta State
Heather Abrams	USC Spartanburg
Nicole Smith	Armstrong Atlantic
Sharon Lee	Columbus State
Sarah McAllister	Kennesaw State
Meredith Sisson	USC Spartanburg

Second-Team All-Peach Belt Conference

Amanda Manning	GC&SU
Kisha Conway	Francis Marion
Barbara Hester	Columbus State
Shawn Blessingame	USC Aiken
Hayley Lyslund	Augusta State
Faye Wright	Lander

Rookie-of-the-Year

Lawanna Monday	Augusta State
----------------	---------------

Player-of-the-Year

Dwanna Gardner	Augusta State
----------------	---------------

Coach-of-the-Year

Lowell Barnhart	Augusta State
-----------------	---------------

1995 Peach Belt Conference Tournament

First Round

GC&SU	75	Lander	59
UNC Pembroke	73	USC Aiken	54

Quarterfinal Round

USC Spartanburg	70	GC&SU	63
Columbus State	71	Francis Marion	57
Armstrong Atl.	67	Kennesaw State	65
Augusta State	84	UNC Pembroke	71

Semifinal Round

USC Spartanburg	70	Columbus State	63
Armstrong Atl.	82	Augusta State	65

Championship Game

USC Spartanburg	69	Armstrong Atl.	49
-----------------	----	----------------	----

All-Tournament Team

Heather Abrams	USC Spartanburg
Dwanna Gardner	Augusta State
Yolanda Oliver	Armstrong Atlantic
Sharon Lee	Columbus State
Mary Ann Merritt	Armstrong Atlantic

Most Valuable Player

Sherry Clark	USC Spartanburg
--------------	-----------------

Kennesaw State Accolades

January 16...Ardith Gibbons was selected Peach Belt Conference Player-of-the-Week...Gibbons was the first Kennesaw State player to earn such honors and the only player from the Lady Owls to win the award in 1994-95.

1995-96 SEASON

Team	W	L	PCT	W	L	PCT
GC&SU	14	4	.778	21	9	.700
Francis Marion	13	5	.722	18	9	.667
Kennesaw St	12	6	.667	17	12	.586
Augusta St	11	7	.611	19	9	.321
USCS	10	8	.566	14	13	.520
UNC Pembroke	9	9	.500	15	12	.556
Columbus St	9	9	.500	13	15	.464
AASU	7	11	.389	9	18	.333
Lander	3	15	.167	9	15	.375
USC Aiken	2	16	.111	3	23	.115

First-Team All-Peach Belt Conference

Hayley Lyslund	Augusta State
Kisha Conway	Francis Marion
Andrea Cox	UNC Pembroke
Alicia Wilson	GC&SU
Sarah McAllister	Kennesaw State
Alwanna Monday	Augusta State

Second-Team All-Peach Belt Conference

Christy Walker	GC&SU
Rachel Garner	UNC Pembroke
Heather Abrams	USC Spartanburg
Jennifer Puckett	Francis Marion
Christa Vaughan	Christa Vaughan
Faye Wright	Lander

Rookie-of-the-Year

Carrie Lang	Columbus State
-------------	----------------

Player-of-the-Year

Sarah McAllister	Kennesaw State
------------------	----------------

Coach-of-the-Year

Wes Moore	Francis Marion
-----------	----------------

1996 Peach Belt Conference Tournament

Quarterfinal Round

Augusta State	58	USC Spartanburg	54
Columbus State	82	Francis Marion	78
GC&SU	76	Armstrong Atl.	60
Kennesaw State	86	UNC Pembroke	71

Semifinal Round

Kennesaw State	70	Columbus State	57
GC&SU	69	Augusta State	66

Championship Game

GC&SU	55	Kennesaw State	52
-------	----	----------------	----

All-Tournament Team

April Haskins	Columbus State
Claire Senvy	Augusta State
Christy Walker	GC&SU
Kim Watts	Kennesaw State
Alicia Watson	GC&SU

Most Valuable Player

Sarah McAllister	Kennesaw State
-------------------------	-----------------------

1996-97 SEASON

Team	W	L	PCT	W	L	PCT
Kennesaw St	17	1	.945	30	2	.938
Francis Marion	14	4	.778	21	8	.724
GC&SU	13	5	.722	23	8	.742
Columbus St	11	7	.611	17	11	.607
Augusta St	10	8	.566	18	9	.667
AASU	10	8	.566	14	13	.520
USCS	5	13	.278	11	17	.393
Lander	5	13	.278	8	19	.296
USC Aiken	4	14	.222	7	21	.250
UNC Pembroke	1	17	.055	1	25	.038

First-Team All-Peach Belt Conference

Qui Gilliam	Columbus State
Christy Walker	GC&SU
Joanna Cuprys	Kennesaw State
Lawanna Monday	Augusta State
Sarah McAllister	Kennesaw State
Chilonia Adderson	Francis Marion

Second-Team All-Peach Belt Conference

Tammy Smith	USC Spartanburg
Jennifer Brabson	Francis Marion
Christale Spain	USC Aiken
Alicia Wilson	GC&SU
Christy Bromley	Augusta State
Faye Wright	Lander

Rookie-of-the-Year

Chilonia Adderson	Francis Marion
-------------------	----------------

Player-of-the-Year

Joanna Cuprys	Kennesaw State
----------------------	-----------------------

Coach-of-the-Year

Colby Tilley	Kennesaw State
--------------	----------------

1997 Peach Belt Conference Tournament

First Round

USC Aiken	58	Lander	47
USC Spartanburg	73	UNC Pembroke	66

Quarterfinal Round

Kennesaw State	88	USC Aiken	63
Columbus State	78	Augusta State	75*
Francis Marion	66	USC Spartanburg	63
GC&SU	68	Armstrong Atl.	54

Semifinal Round

Kennesaw State	62	Columbus State	61
GC&SU	70	Francis Marion	58

Championship Game

Kennesaw State	78	GC&SU	77
----------------	----	-------	----

All-Tournament Team

Qui Gilliam	Columbus State
Tamara Brown	GC&SU
Chilonia Adderson	Francis Marion
Sarah McAllister	Kennesaw State
Christy Walker	GC&SU

Most Valuable Player

Joanna Cuprys	Kennesaw State
----------------------	-----------------------

Kennesaw State Accolades

December 1...Justyna Stanioch was selected Peach Belt Conference Player-of-the-Week...January 12 **Joanna Cuprys** wins the first of her four Player-of-the-Week honors...January 19 Cuprys win the POTW award for the second time becoming the eighth player to win the award twice in a season...January 26 Cuprys wins award for the third time joining **Sarah McAllister** as the Lady Owls only two three-time award winner...February 16 Cuprys wins award for the fourth time and joins Renee Rice of Armstrong Atlantic as the only two players in Peach Belt history to win POTW honors more than three times...KSU leads conference in ppg 80.7...led PBC in shooting percentage at .486 (current record)...led PBC in free-throw percentage at .698...led PBC in three-point shooting with a .418 percentage.

all-time peach belt conference standings

1997-98 SEASON

North Division

Team	W	L	PCT	W	L	PCT
Francis Marion	15	1	.938	30	3	.909
Augusta St	9	7	.563	18	10	.643
USCS	7	9	.437	14	13	.520
Lander	7	9	.437	12	14	.462
USC Aiken	6	10	.375	10	17	.370
UNC Pembroke	0	16	.000	5	22	.185

South Division

Team	W	L	PCT	W	L	PCT
Columbus St	16	0	1.000	25	6	.806
GC&SU	11	5	.688	19	8	.704
Kennesaw St	10	6	.625	18	10	.643
North Florida	6	10	.375	11	17	.393
AASU	5	11	.312	12	16	.429
Clayton St	4	12	.250	14	15	.483

1998-99 SEASON

North Division

Team	W	L	PCT	W	L	PCT
Francis Marion	16	0	1.000	27	3	.900
Lander	11	5	.688	20	10	.667
Augusta St	7	9	.437	13	15	.464
UNC Pembroke	7	9	.437	16	11	.593
USCS	3	13	.188	6	21	.222
USC Aiken	0	16	.000	5	22	.185

South Division

Team	W	L	PCT	W	L	PCT
Kennesaw St	14	2	.875	28	4	.875
Columbus St	12	4	.750	25	7	.781
GC&SU	9	7	.563	17	11	.607
North Florida	7	9	.437	18	10	.643
AASU	6	10	.375	13	15	.465
Clayton St	4	12	.250	9	18	.333

1999-00 SEASON

North Division

Team	W	L	PCT	W	L	PCT
Francis Marion	13	3	.812	25	8	.758
Lander	12	4	.750	22	8	.733
USC Aiken	7	9	.437	15	12	.556
Augusta St	5	11	.312	10	15	.400
UNC Pembroke	3	13	.188	11	15	.423
USCS	2	14	.125	5	21	.192

South Division

Team	W	L	PCT	W	L	PCT
Kennesaw St	14	2	.875	25	5	.833
Columbus St	12	4	.750	25	7	.781
GC&SU	9	7	.563	17	11	.607
North Florida	7	9	.437	18	10	.643
AASU	6	10	.375	13	15	.465
Clayton St	4	12	.250	9	18	.333

First-Team All-Peach Belt Conference

Dion Thornton	Kennesaw State
Tocshia Campfield	Columbus State
Chiffonia Adderson	Francis Marion
Tamarra Brown	GC&SU
Que Gilliam	Columbus State
Jennifer Brabson	Francis Marion

Second-Team All-Peach Belt Conference

Lawanna Monday	Augusta State
Tracy Davis	GC&SU
Janet Chadwick	Kennesaw State
Christale Spain	USC Aiken
Tammy Smith	USC Spartanburg
Cindy Koone	Lander

Rookie-of-the-Year

Damita Bullock	Francis Marion
----------------	----------------

Player-of-the-Year

Jennifer Brabson	Francis Marion
------------------	----------------

Coach-of-the-Year

Jay Sparks	Columbus State
------------	----------------

1998 Peach Belt Conference Tournament

First Round		
North Florida	71	USC Aiken 57
Clayton State	75	USC Spartanburg 64
Kennesaw State	56	UNC Pembroke 40
Armstrong Atl.	71	Lander 65

Quarterfinal Round

Francis Marion	63	North Florida 60
Clayton State	78	GC&SU 67
Augusta State	77	Kennesaw State 71
Columbus State	81	Armstrong Atl. 71

Semifinal Round

Francis Marion	92	Clayton State 43
Columbus State	97	Augusta State 96*

Championship Game

Francis Marion	71	Columbus State 67
----------------	----	-------------------

All-Tournament Team

Lawanna Monday	Augusta State
Joya Collier	Clayton State
Damita Bullock	Francis Marion
Chiffonia Adderson	Francis Marion
Reagan Housch	Columbus State

Most Valuable Player

Que Gilliam	Columbus State
-------------	----------------

Kennesaw State Accolades

December 8...Janet Chadwick was selected Peach Belt Conference Player-of-the-Week...January 5 Dion Thornton was selected POTW...January 26 Thornton wins the POTW for the second time and is the third player in KSU history to win the award multiple-times in a season.

First-Team All-Peach Belt Conference

Rima Petronyle	Kennesaw State
Justyna Stanioch	Kennesaw State
Dion Thornton	Kennesaw State
Jennifer Brabson	Francis Marion
Chiffonia Adderson	Francis Marion
Christy Wright	Francis Marion

Second-Team All-Peach Belt Conference

Sylvia Allen	Columbus State
Ginnell Curtis	UNC Pembroke
Quintina Harris	GC&SU
Reagan Housch	Columbus State
Demetria McClouden	Armstrong Atlantic
Cindy Koone	Lander

Freshman-of-the-Year

Ginnell Curtis	UNC Pembroke
----------------	--------------

Player-of-the-Year

Jennifer Brabson	Francis Marion
------------------	----------------

Coach-of-the-Year

Sheila Rhodes	Lander
---------------	--------

1999 Peach Belt Conference Tournament

First Round		
North Florida	71	USC Spartanburg 58
Augusta State	102	Clayton State 98*
GC&SU	90	USC Aiken 73
Armstrong Atl.	69	UNC Pembroke 60

Quarterfinal Round

Francis Marion	57	North Florida 43
Columbus State	87	Augusta State 69
Lander	90	GC&SU 72*
Kennesaw State	78	Armstrong Atl. 75

Semifinal Round

Columbus State	67	Francis Marion 65
Lander	80	Kennesaw State 66

Championship Game

Lander	73	Columbus State 69
--------	----	-------------------

All-Tournament Team

Jennifer Brabson	Francis Marion
Reagan Housch	Columbus State
Jackie Entzminger	Lander
Justyna Stanioch	Kennesaw State
Robyn Davis	Columbus State

Most Valuable Player

Cindy Koone	Lander
-------------	--------

Kennesaw State Accolades

January 25...Dion Thornton was selected Peach Belt Conference Player-of-the-Week...Thornton becomes the first Lady Owls to win the award in two seasons...she is the only player from the Lady Owls to win the award in 1998-99.

First-Team All-Peach Belt Conference

Rima Brazenas	Kennesaw State
Amie Kane	Kennesaw State
Kineshia Harden	Columbus State
Chiffonia Adderson	Francis Marion
Jennifer Brabson	Francis Marion
Jackie Entzminger	Lander

Second-Team All-Peach Belt Conference

Joya Collier	Clayton State
Jamie Cronwell	USC Aiken
Ginnell Curtis	UNC Pembroke
Janell Gerk	USC Aiken
Rossion Horton	GC&SU
Kamilah Moss	GC&SU
Christy Wright	Lander

Rookie-of-the-Year

Jamie Cronwell	USC Aiken
----------------	-----------

Player-of-the-Year

Rima Brazenas	Kennesaw State
---------------	----------------

Coach-of-the-Year

Phil Stern	USC Aiken
------------	-----------

2000 Peach Belt Conference Tournament

Quarterfinal Round		
Francis Marion	72	GC&SU 66
Columbus State	87	USC Aiken 48
Kennesaw State	98	Augusta State 65
Lander	79	North Florida 68

Semifinal Round

Columbus State	99	Francis Marion 91
Lander	69	Kennesaw State 65

Championship Game

Columbus State	83	Lander 68
----------------	----	-----------

All-Tournament Team

Jennifer Brabson	Francis Marion
Jackie Entzminger	Lander
Haley Cook	Columbus State
Amie Kane	Kennesaw State
Christy Burrows	Lander
Kineshia Harden	Columbus State

Most Valuable Player

Rima Brazenas	Columbus State
---------------	----------------

Kennesaw State Accolades

January 24...Rima Brazenas was selected Peach Belt Conference Player-of-the-Week...January 31 Brazenas becomes the fourth player in KSU history to win POTW twice in one season...February 7 Brazenas wins the POTW award for the third straight week and is the fourth player in PBC history to win award three-straight times...February 28 Amie Kane wins her first POTW award.

all-time peach belt conference standings

2000-01 SEASON

North Division

Team	W	L	PCT	W	L	PCT
USC Aiken	14	2	.875	22	7	.759
Francis Marion	13	3	.812	24	7	.774
UNC Pembroke	6	10	.375	14	13	.519
Augusta St	5	11	.312	12	15	.444
Lander	2	14	.125	6	17	.261
USCS	2	14	.125	7	19	.269

South Division

Team	W	L	PCT	W	L	PCT
Columbus St	16	0	1.000	31	1	.969
GC&SU	11	5	.688	27	7	.794
Kennesaw St	10	6	.625	19	8	.704
North Florida	8	8	.500	14	13	.519
AASU	5	11	.312	10	16	.385
Clayton St	4	12	.250	6	20	.231

First-Team All-Peach Belt Conference

Player	Team
Amie Kane	Kennesaw State
Kineshia Harden	Columbus State
Shemika Turner	GC&SU
Jami Corwell	USC Aiken
Christy Wright	Francis Marion
Zandrique Cason	Armstrong Atlantic

Second-Team All-Peach Belt Conference

Player	Team
Ginnell Curtis	UNC Pembroke
LaShawn Mincey	Columbus State
Monika Dajksler	Kennesaw State
Ginnell Curtis	UNC Pembroke
Julie Szabo	USC Aiken
Beth Hayer	GC&SU
Abby Boone	Columbus State

Rookie-of-the-Year

Kia Manuel	USC Spartanburg
------------	-----------------

Player-of-the-Year

Amie Kane	Kennesaw State
Kineshia Harden	Columbus State

Coach-of-the-Year

Jay Sparks	Columbus State
------------	----------------

2001 Peach Belt Conference Tournament

Quarterfinal Round

USC Aiken	63	North Florida	42
GC&SU	75	UNC Pembroke	69
Columbus State	79	Augusta State	63
Francis Marion	69	Kennesaw State	57

Semifinal Round

USC Aiken	63	GC&SU	59
Columbus State	101	Francis Marion	57

Championship Game

Columbus State	56	USC Aiken	38
----------------	----	-----------	----

All-Tournament Team

Christy Wright	Francis Marion
Shemika Turner	GC&SU
Jami Corwell	USC Aiken
Julie Szabo	USC Aiken
Kineshia Harden	Columbus State

Most Valuable Player

LaShawn Mincey	Columbus State
----------------	----------------

Kennesaw State Accolades

December 11...Amie Kane was selected Peach Belt Conference Player-of-the-Week...joins Dion Thornton as the only two Lady Owls to win the award in two seasons...she is the only player from the Lady Owls to win the award in 2000-01.

Peach Belt Conference Leaders

Individual

Scoring	1995-96	Sarah McAllister	22.7
Free Throw Percentage	1996-97	Joanna Cuprys	84.0
	1997-98	Janet Chadwick	83.5
Assists	1998-99	Rima Petronyte	8.5
Three-Point Field Goal Percentage	1996-97	Joanna Cuprys	49.2
	1997-98	Janet Chadwick	46.6
	1999-00	Rima Petronyte	44.0
Steals	1998-99	Rima Petronyte	4.0
	1999-00	Rima Petronyte	4.8
Blocks	1999-00	Ewelina Zmuda	2.4

Peach Belt Conference Leaders

Team

Scoring Offense	1996-97	80.7
Scoring Defense	1998-99	61.0
	1999-00	60.7
Field Goal Percentage	1995-96	.447
	1996-97	.486
	1997-98	.473
	1999-00	.454
Free-Throw Percentage	1992-93	.728
	1996-97	.698
Three-Point Field Goal Percentage	1992-93	36.2
	1996-97	41.8
	1997-98	35.9
	1999-00	36.7

Peach Belt Conference

Players-of-the-Week

Multiple Winners: Joanna Cuprys (4), Rima Brazenas (3), Sarah McAllister (3), Dion Thornton (3), Amie Kane (2).			
1994-95	January 16	Ardith Gibbons	
1995-96	January 7	Sarah McAllister	
1995-96	February 11	Sarah McAllister	
1995-96	February 25	Sarah McAllister	
1996-97	December 1	Justyna Stanioch	
1996-97	January 12	Joanna Cuprys	
1996-97	January 19	Joanna Cuprys	
1996-97	January 26	Joanna Cuprys	
1996-97	February 16	Joanna Cuprys	
1997-98	December 8	Janet Chadwick	
1997-98	January 5	Dion Thornton	
1997-98	January 26	Dion Thornton	
1998-99	January 25	Dion Thornton	
1999-00	January 24	Rima Brazenas	
1999-00	January 31	Rima Brazenas	
1999-00	February 7	Rima Brazenas	
1999-00	February 28	Amie Kane	
2000-01	December 11	Amie Kane	



Rima Petronyte-Brazenas

Peach Belt Conference Records

Individual

Highest Free-Throw Percentage-Game	Joanna Cuprys (12-12) vs Carson-Newman, November 16, 1996
Most Points Season	807 Joanna Cuprys, 1996-97
Highest Scoring Average Season	26.7 Joanna Cuprys, 1996-97
Most Field Goal Attempts Season	555 Joanna Cuprys, 1996-97
Highest 3-Point Percentage Season	49.2 Joanna Cuprys, 1996-97



Joanna Cuprys

Most Steals Season

144 Rima Brazenas, 1999-00

Most Field Goals Made Career

820 Sarah McAllister, 1993-97

Most Field Goal Attempts Career

1540 Sarah McAllister, 1993-97



Sarah McAllister

Peach Belt Conference Records

Team

Most Wins Season

30 1996-97

Largest Margin of Victory

17.9 1996-99

Highest Field Goal Percentage

48.6 1996-97

Most Assists Season

678 1998-99

Most Turnovers Season

710 1996-97

Most Points Second Half

70 vs Huntington, December 1, 1997

Most Assists Game

32 vs Georgia SW, January 18, 1993



**We support you
from the ground up**

At Vulcan, we believe that the best way to help build buildings and pave roads is to help to build communities and pave futures.

Vulcan Southeast Division
Materials Company Atlanta, Georgia
770-458-4481

Crushing Stone.

As the nation's largest crushed stone producer, Vulcan Materials Company provides material that is essential to nearly every type of building—from houses, schools and churches to the largest public works projects.

Building Bridges.

Our commitment to building our communities is the backbone of our company and its more than 6,000 employees. And with that commitment we take our environmental stewardship very seriously. Our country's natural resources need to be cultivated and managed wisely.

Creating Wetlands.

At Vulcan we're proud of our efforts to create acres of additional wetlands in our communities needed for wildlife habitat, biodiversity and water quality.

 **Windsor Inn** (770) 424-6330
A Peaceful nights sleep

AAA approved

**STUDY HARD, PLAY TO WIN THEN
RELAX IN OUR
IN-ROOM JACUZZI**

For your comfort, we offer:

- Free Cont'l B-fast Daily
- Free in room movies
- In-room Coffee, Refrigerator & Microwaves
- 10% Off with KSU I.D.

all-time kennesaw state single-season leaders

POINTS PER GAME

1	Joanna Cuprys	1996-97	26.0
2	Sarah McAllister	1995-96	22.7
3	Sharon Baldwin	1986-87	20.2
4	Amie Kane	2000-01	20.0
5	Kelly Alsup	1987-88	19.5
6	Kelly Alsup	1988-89	18.1
7	Sharon Baldwin	1985-86	18.1
8	Amie Kane	1999-00	17.0
9	Sarah McAllister	1996-97	17.0
10	Justyna Stanioch	1998-99	16.5

ASSISTS

1	Rima Brazenas	1998-99	263
2	Gina Waldrip	1989-90	220
3	Shannon Bradley	1993-94	185
4	Sherry Blackwell	1988-89	176
5	Rima Brazenas	1999-00	176
6	Stacie Jordan	1991-92	156
7	Janet Chadwick	1995-96	144
8	Shannon Bradley	1992-93	143
9	Stacie Jordan	1990-91	136
10	Pam Fields	1987-88	134

REBOUNDS PER GAME

1	Denisha Ferguson 2001-02	10.7
2	Beth Home	1983-84 9.6
3	Kim Watts	1995-96 9.4
4	Dion Thornton	1997-98 9.3
5	Kelly Alsup	1987-88 9.1
6	Mindi Beaver	1989-90 8.8
7	Vandi Smith	1984-85 8.7
8	Dion Thornton	1998-99 8.6
9	Kelly Alsup	1986-87 8.6
10	Ardith Gibbons	1993-94 8.5

FREE-THROWS MADE

1	Kelly Alsup	1987-88	158
2	Joanna Cuprys	1996-97	137
3	Monika Dajksler	2000-01	134
4	Amie Kane	2000-01	134
5	Sarah McAllister	1995-96	133
6	Kelly Alsup	1988-89	118
7	Shannon Bradley	1993-94	115
8	Tracey Marchmann	1991-92	112
9	Dion Thornton	1998-99	109
10	Sarah McAllister	1996-97	106

THREE-POINTERS MADE

1	Joanna Cuprys	1996-97	92
2	Shannon Bradley	1992-93	58
3	Malgorzata Morka 2001-02	57	
3	Shannon Bradley	1993-94	57
5	Suzanne Shirley	1994-95	55
6	Monika Dajksler	2000-01	52
7	Sherry Swindell	1991-92	52
8	Sherry Swindell	1990-91	52
9	Sherry Swindell	1989-90	44
10	Tara Solomon	1992-93	40

POINTS

1	Joanna Cuprys	1996-97	807
2	Sarah McAllister	1995-96	657
3	Kelly Alsup	1987-88	604
4	Amie Kane	2000-01	539
5	Sarah McAllister	1996-97	526
6	Amie Kane	1999-00	523
7	Sharon Baldwin	1985-86	508
8	Kelly Alsup	1988-89	506
9	Dion Thornton	1998-99	503
10	Justyna Stanioch	1998-99	494

STEALS

1	Rima Brazenas	1999-00	144
2	Rima Brazenas	1998-99	123
3	Jenny Trammell	1989-90	108
4	Tracey Marchman	1991-92	105
5	Sharon Baldwin	1985-86	105
6	Shannon Bradley	1993-94	93
7	April Barton	1987-88	90
8	Joanna Cuprys	1996-97	87
9	Shannon Bradley	1992-93	85
10	April Barton	1988-89	84

FIELD GOALS MADE

1	Joanna Cuprys	1996-97	289
2	Sarah McAllister	1995-96	261
3	Kelly Alsup	1987-88	223
4	DeWayna Jacobs	1991-92	215
5	Sarah McAllister	1996-97	210
6	Amie Kane	1999-00	209
7	Sharon Baldwin	1985-86	207
8	Justyna Stanioch	1998-99	203
9	Dion Thornton	1998-99	197
10	Kelly Alsup	1988-89	194

FREE-THROW ATTEMPTS

1	Kelly Alsup	1987-88	216
2	Sarah McAllister	1995-96	179
3	Monika Dajksler	2000-01	171
4	Amie Kane	2000-01	171
5	Joanna Cuprys	1996-97	163
6	Dion Thornton	1998-99	161
7	Sarah McAllister	1996-97	155
8	Justyna Stanioch	1998-99	151
9	Kelly Alsup	1988-89	149
10	Kelly Alsup	1986-87	149

THREE-POINTERS ATTEMPTED

1	Joanna Cuprys	1996-97	187
2	Shannon Bradley	1992-93	169
3	Malgorzata Morka 2001-02	164	
4	Suzanne Shirley	1994-95	161
5	Shannon Bradley	1993-94	143
6	Monika Dajksler	2000-01	140
7	Tara Solomon	1992-93	118
8	Mareme Konate 2001-02	116	
9	Shannon Bradley	1990-91	104
10	Rima Brazenas	1999-00	100

BLOCKS

1	Ewelina Zmuda	1999-00	72
2	DeWayna Jacobs	1990-91	65
3	DeWayna Jacobs	1991-92	64
4	Beth Home	1983-84	55
5	Joanna Cuprys	1996-97	49
6	Jennie Henderson	1987-88	43
7	Dion Thornton	1998-99	40
8	Ewelina Zmuda	1997-98	34
9	Jennie Henderson	1986-87	33
10	Dion Thornton	1997-98	29

REBOUNDS

1	Kelly Alsup	1987-88	283
2	Denisha Ferguson 2001-02	277	
3	Dion Thornton	1998-99	274
4	Kim Watts	1995-96	263
5	Dion Thornton	1997-98	261
6	Beth Home	1983-84	260
7	Vandi Smith	1984-85	251
8	Dion Thornton	1990-91	250
9	Ardith Gibbons	1993-94	246
10	Joanna Cuprys	1996-97	244

FIELD GOAL ATTEMPTS

1	Joanna Cuprys	1996-97	555
2	Sarah McAllister	1995-96	488
3	Amie Kane	1999-00	451
4	Amie Kane	1998-99	423
5	Monika Dajksler	2000-01	423
6	Sarah McAllister	1996-97	420
7	DeWayna Jacobs	1991-92	416
8	Sandra Roberts	1983-84	404
9	Donna Stevenson	1984-85	404
10	Kelly Alsup	1987-88	403

FREE-THROW PERCENTAGE

1	Joanna Cuprys	1996-97	84.0
2	Tracey Marchmann	1990-91	80.7
3	Kelly Alsup	1988-89	79.2
4	Monika Dajksler	2000-01	78.4
5	Amie Kane	2000-01	78.4
6	Tracey Marchmann	1991-92	78.3
7	Amie Kane	1999-00	76.4
8	Shannon Bradley	1992-93	76.0
9	Sarah McAllister	1995-96	74.3
10	Sharon Baldwin	1985-86	74.0

THREE-POINT PERCENTAGE

1	Sherry Swindell	1989-90	53.7
2	Joanna Cuprys	1996-97	49.2
3	Sherry Swindell	1991-92	49.5
4	Sherry Swindell	1990-91	49.5
5	Rima Brazenas	1999-00	44.0
6	Rima Brazenas	1998-99	40.4
7	Shannon Bradley	1993-94	39.9
8	Cindy Combs	1995-96	39.6
9	Shannon Bradley	1990-91	38.5
10	Monika Dajksler	2000-01	37.1

all-time kennesaw state career leaders

POINTS PER GAME

1	Joanna Cuprys	1996-97	26.0
2	Amie Kane	1999-01	19.0
3	Sharon Baldwin	1985-87	18.9
4	Sarah McAllister	1993-97	17.1
5	Justyna Stanioch	1996-99	16.8
6	Kelly Alsup	1985-89	16.1
7	Dion Thornton	1997-99	15.4
8	DeWayna Jacobs	1990-92	14.7
9	Tara Solomon	1992-94	13.0
10	Sheila Willis	1982-83	13.0

ASSISTS

1	Shannon Bradley	1990-94	478
2	Rima Brazenas	1998-00	439
3	Gina Waldrip	1986-90	390
4	April Barton	1985-89	368
5	Janet Chadwick	1994-98	362
6	Jenny Trammell	1988-92	310
7	Sherry Blackwell	1987-90	309
8	Amy Anglin	1996-00	307
9	Monika Dajksler	1997-01	302
10	Staci Jordan	1990-92	292

REBOUNDS PER GAME

1	Beth Home	1982-84	9.0
2	Dion Thornton	1997-99	8.9
3	Kelly Alsup	1985-89	8.1
4	Sheila Willis	1982-83	8.1
5	DeWayna Jacobs	1990-92	7.9
6	Joanna Cuprys	1996-97	7.9
7	Pam Fields	1986-88	7.2
8	Kim Watts	1992-96	7.1
9	Ardith Gibbons	1992-96	6.6
10	Vandi Smith	1983-86	6.4

FREE-THROWS MADE

1	Kelly Alsup	1987-88	448
2	Sarah McAllister	1993-97	338
3	Shannon Bradley	1990-94	325
4	Monika Dajksler	1997-01	828
5	Mindi Beaver	1987-91	270
6	Amie Kane	1999-01	218
7	Kim Watts	1992-96	210
8	Conny Trundle	1988-91	210
9	Janet Chadwick	1994-98	206
10	Tracey Marchmann	1990-92	204

THREE-POINTERS MADE

1	Shannon Bradley	1990-94	183
2	Sherry Swindell	1989-92	148
3	Joanna Cuprys	1996-97	92
4	Rima Brazenas	1998-00	82
5	Janet Chadwick	1994-98	75
6	Tara Solomon	1992-94	71
7	Monika Dajksler	1997-01	70
3	Malgorzata Morka	2001-02	57
9	Suzan Shirley	1994-95	55
10	Amie Kane	1999-01	46

POINTS

1	Sarah McAllister	1993-97	1983
2	Kelly Alsup	1985-89	1840
3	Shannon Bradley	1990-94	1512
4	Mindi Beaver	1987-91	1506
5	Janet Chadwick	1994-98	1369
6	Monika Dajksler	1997-01	1186
7	Kim Watts	1992-96	1066
8	Amie Kane	1999-01	1062
9	April Barton	1985-89	1015
10	Justyna Stanioch	1996-99	956

STEALS

1	April Barton	1985-89	270
2	Rima Brazenas	1998-00	267
3	Shannon Bradley	1990-94	264
4	Jenni Trammell	1988-92	251
5	Amie Kane	1999-01	246
6	Gina Waldrip	1986-90	222
7	Amy Anglin	1996-00	208
8	Mandy Thomas	1996-98	196
9	Kelly Alsup	1985-89	178
10	Mindi Beaver	1987-91	174

FIELD GOALS MADE

1	Sarah McAllister	1993-97	820
2	Kelly Alsup	1985-89	696
3	Mindi Beaver	1987-91	618
4	Shannon Bradley	1990-94	502
5	Monika Dajksler	1997-01	494
6	Janet Chadwick	1994-98	490
7	Kim Watts	1992-96	427
8	April Barton	1985-89	425
9	DeWayna Jacobs	1990-92	406
10	Amie Kane	1999-01	399

FREE-THROW ATTEMPTS

1	Kelly Alsup	1985-89	602
2	Sarah McAllister	1993-97	511
3	Shannon Bradley	1990-94	455
4	Mindi Beaver	1987-91	404
5	Monika Dajksler	1997-01	373
6	Conny Trundle	1988-91	343
7	Kim Watts	1992-96	337
8	Dion Thornton	1997-99	292
9	Justyna Stanioch	1996-99	289
10	Janet Chadwick	1994-98	284

THREE-POINTERS ATTEMPTED

1	Shannon Bradley	1990-94	499
2	Sherry Swindell	1989-92	292
3	Tara Solomon	1992-94	208
4	Janet Chadwick	1994-98	207
5	Monika Dajksler	1997-01	196
6	Rima Brazenas	1998-00	194
7	Joanna Cuprys	1996-97	187
3	Malgorzata Morka	2001-02	164
9	Suzan Shirley	1994-95	161
10	Amie Kane	1999-01	155

BLOCKS

1	Ewelina Zmuda	1997-00	130
2	DeWayna Jacobs	1990-92	129
3	Jenni Henderson	1986-89	104
4	Beth Home	1982-84	75
5	Dion Thornton	1997-99	69
6	Mindi Beaver	1987-91	65
7	Janet Chadwick	1994-98	54
8	Kelly Alsup	1985-89	52
9	Justyna Stanioch	1996-99	50
10	Joanna Cuprys	1996-97	49

REBOUNDS

1	Kelly Alsup	1985-89	922
2	Kim Watts	1992-96	800
3	Mindi Beaver	1987-91	728
4	Ardith Gibbons	1992-95	570
5	Dion Thornton	1997-99	535
6	Shannon Bradley	1990-94	535
7	Janet Chadwick	1994-98	532
8	DeWayna Jacobs	1990-92	486
9	Beth Home	1982-84	448
10	Jenni Trammell	1988-92	431

FIELD GOAL ATTEMPTS

1	Sarah McAllister	1993-97	1540
2	Kelly Alsup	1985-89	1344
3	Shannon Bradley	1990-94	1311
4	Mindi Beaver	1987-91	1258
5	Janet Chadwick	1994-98	1135
6	Monika Dajksler	1997-01	1122
7	April Barton	1985-89	934
8	Kim Watts	1992-96	894
9	Amie Kane	1999-01	874
10	Sherry Swindell	1989-92	772

FREE-THROW PERCENTAGE

1	Tracey Marchmann	1990-92	79.4
2	Amie Kane	1999-01	77.6
3	Monika Dajksler	1997-01	75.6
4	Kelly Alsup	1985-89	74.4
5	Janet Chadwick	1994-96	72.5
6	Shannon Bradley	1990-94	71.4
7	April Willingham	1989-93	70.7
8	Ardith Gibbons	1992-96	70.1
9	April Barton	1985-89	69.3
10	Mindi Beaver	1987-91	66.9

THREE-POINT PERCENTAGE

1	Sherry Swindell	1989-92	50.7
2	Joanna Cuprys	1996-97	49.2
3	Rima Brazenas	1998-00	42.2
4	Cindy Combs	1994-95	39.8
5	Tracey Marchmann	1990-92	38.1
6	Shannon Bradley	1990-94	36.7
7	Janet Chadwick	1994-98	36.2
8	Monika Dajksler	1997-01	35.7
9	Suzan Shirley	1994-95	34.2
10	Lauren Gaines	2000-01	31.6

season-by-season leaders **leaders**

FIELD GOALS MADE

1982-83	Shelia Willis	130
1983-84	Sandra Roberts	168
1984-85	Donna Stevenson	172
1985-86	Sharon Baldwin	207
1986-87	Kelly Alsop	162
1987-88	Kelly Alsop	223
1988-89	Kelly Alsop	194
1989-90	Mindi Beaver	182
1990-91	DeWayna Jacobs	191
1991-92	DeWayna Jacobs	215
1992-93	Tara Solomon	160
1993-94	Sarah McAllister	187
1994-95	Sarah McAllister	162
1995-96	Sarah McAllister	261
1996-97	Joanna Cuprys	289
1997-98	Dion Thornton	173
1998-99	Justyna Stanioch	203
1999-00	Amie Kane	209
2000-01	Amie Kane	190
2001-02	Denisha Ferguson	181

FIELD GOALS ATTEMPTED

1982-83	Shelia Willis	284
1983-84	Sandra Roberts	404
1984-85	Donna Stevenson	404
1985-86	Sharon Baldwin	399
1986-87	Kelly Alsop	343
1987-88	Kelly Alsop	403
1988-89	Kelly Alsop	335
1989-90	Mindi Beaver	360
1990-91	DeWayna Jacobs	355
1991-92	DeWayna Jacobs	416
1992-93	Shannon Bradley	398
1993-94	Shannon Bradley	369
1994-95	Suzan Shirley	290
1995-96	Sarah McAllister	488
1996-97	Joanna Cuprys	555
1997-98	Janet Chadwick	307
1998-99	Justyna Stanioch	357
1999-00	Amie Kane	451
2000-01	Amie Kane	423
2001-02	Denisha Ferguson	357

FIELD GOAL PERCENTAGE

1982-83	Shelia Willis	45.8
1983-84	Beth Horne	44.5
1984-85	Vandi Smith	43.3
1985-86	Sharon Baldwin	51.9
1986-87	Sharon Baldwin	55.3
1987-88	Kelly Alsop	55.3
1988-89	Kelly Alsop	57.9
1989-90	Mandy Hammett	57.2
1990-91	DeWayna Jacobs	53.8
1991-92	Monica Fouch	55.8
1992-93	Monica Fouch	58.1
1993-94	Sarah McAllister	53.4
1994-95	Sarah McAllister	57.4
1995-96	Sarah McAllister	53.5
1996-97	Janet Chadwick	52.9
1997-98	Dion Thornton	57.3
1998-99	Justyna Stanioch	56.9
1999-00	Rima Brezenas	52.5
2000-01	Anna Szaniecka	52.2
2001-02	Denisha Ferguson	50.7

POINTS

1982-83	Shelia Willis	299
1983-84	Sandra Roberts	379
1984-85	Donna Stevenson	414
1985-86	Sharon Baldwin	508
1986-87	Kelly Alsop	429
1987-88	Kelly Alsop	604
1988-89	Kelly Alsop	506
1989-90	Mindi Beaver	446
1990-91	DeWayna Jacobs	436
1991-92	DeWayna Jacobs	480
1992-93	Shannon Bradley	417
1993-94	Shannon Bradley	462
1994-95	Sarah McAllister	380
1995-96	Sarah McAllister	657
1996-97	Joanna Cuprys	809
1997-98	Thornton, Chadwick	423
1998-99	Justyna Stanioch	494
1999-00	Amie Kane	523
2000-01	Amie Kane	539
2001-02	Denisha Ferguson	441



POINTS PER GAME

1982-83	Shelia Willis	13.0
1983-84	Sandra Roberts	14.0
1984-85	Donna Stevenson	14.3
1985-86	Sharon Baldwin	18.1
1986-87	Sharon Baldwin	20.2
1987-88	Kelly Alsop	19.5
1988-89	Kelly Alsop	18.1
1989-90	Mindi Beaver	15.4
1990-91	DeWayna Jacobs	14.1
1991-92	DeWayna Jacobs	15.5
1992-93	Shannon Bradley	13.9
1993-94	Shannon Bradley	15.9
1994-95	Sarah McAllister	14.1
1995-96	Sarah McAllister	22.7
1996-97	Joanna Cuprys	26.0
1997-98	Janet Chadwick	16.3
1998-99	Justyna Stanioch	16.5
1999-00	Amie Kane	18.0
2000-01	Amie Kane	20.0
2001-02	Denisha Ferguson	16.3

FREE THROWS MADE

1982-83	Beth Horne	61
1983-84	Beth Horne	76
1984-85	Donna Stevenson	70
1985-86	Sharon Baldwin	94
1986-87	Kelly Alsop	105
1987-88	Kelly Alsop	158
1988-89	Kelly Alsop	118
1989-90	Conny Trundle	100
1990-91	Tracy Marchman	92
1991-92	Tracy Marchman	112
1992-93	Shannon Bradley	79
1993-94	Shannon Bradley	115
1994-95	Ardith Gibbons	67
1995-96	Sarah McAllister	133
1996-97	Joanna Cuprys	137
1997-98	Dion Thornton	77
1998-99	Dion Thornton	109
1999-00	Amie Kane	84
2000-01	Amie Kane	134
2001-02	Denisha Ferguson	79

FREE THROWS ATTEMPTED

1982-83	Beth Horne	110
1983-84	Beth Horne	132
1984-85	Vandi Smith	115
1985-86	Sharon Baldwin	127
1986-87	Kelly Alsop	149
1987-88	Kelly Alsop	216
1988-89	Kelly Alsop	149
1989-90	Conny Trundle	148
1990-91	Conny Trundle	117
1991-92	Tracey Marchman	143
1992-93	Shannon Bradley	104
1993-94	Shannon Bradley	163
1994-95	Ardith Gibbons	97
1995-96	Sarah McAllister	179
1996-97	Joanna Cuprys	163
1997-98	Dion Thornton	131
1998-99	Dion Thornton	161
1999-00	Amie Kane	110
2000-01	Amie Kane	171
2001-02	Denisha Ferguson	114

FREE THROW PERCENTAGE

1982-83	Shelia Willis	67.2
1983-84	Jennifer Turner	79.6
1984-85	Beverly Ridings	76.9
1985-86	Sharon Baldwin	74.0
1986-87	Kelly Alsop	70.5
1987-88	Kelly Alsop	73.1
1988-89	Kelly Alsop	79.2
1989-90	Mandy Hammett	72.7
1990-91	Tracy Marchman	80.7
1991-92	Tracy Marchman	78.3
1992-93	Shannon Bradley	76.0
1993-94	Ardith Gibbons	73.7
1994-95	Suzan Shirley	77.2
1995-96	Sarah McAllister	74.3
1996-97	Joanna Cuprys	84.0
1997-98	Janet Chadwick	83.5
1998-99	Monika Dajksler	76.3
1999-00	Monika Dajksler	81.9
2000-01	Monika Dajksler	80.4
2001-02	Malgorzata Morka	73.4

season-by-season leaders **leaders**

THREE POINTERS MADE

1982-83	--	
1983-84	--	
1984-85	--	
1985-86	--	
1986-87	--	
1987-88	Tracy Lewis	14
1988-89	Sherry Blackwell	14
1989-90	Sherry Swindell	44
1990-91	Sherry Swindell	52
1991-92	Sherry Swindell	52
1992-93	Shannon Bradley	58
1993-94	Shannon Bradley	57
1994-95	Suzan Shirley	55
1995-96	Janet Chadwick	25
1996-97	Joanna Cuprys	92
1997-98	Janet Chadwick	27
1998-99	Rima Brezenas	38
1999-00	Rima Brezenas	44
2000-01	Monika Dajksler	52
2001-02	Malgorzata Morka	57

THREE POINTERS ATTEMPTED

1982-83	--	
1983-84	--	
1984-85	--	
1985-86	--	
1986-87	--	
1987-88	Tracy Lewis	36
1988-89	Sherry Blackwell	43
1989-90	Sherry Swindell	82
1990-91	Sherry Swindell	105
1991-92	Sherry Swindell	105
1992-93	Shannon Bradley	169
1993-94	Shannon Bradley	143
1994-95	Suzan Shirley	161
1995-96	Janet Chadwick	84
1996-97	Joanna Cuprys	187
1997-98	Amy Anglin	61
1998-99	Rima Brezenas	94
1999-00	Rima Brezenas	100
2000-01	Monika Dajksler	140
2001-02	Malgorzata Morka	164

THREE POINT PERCENTAGE

1982-83	--	
1983-84	--	
1984-85	--	
1985-86	--	
1986-87	--	
1987-88	Tracy Lewis	38.9
1988-89	Sherry Blackwell	32.6
1989-90	Sherry Swindell	53.7
1990-91	Sherry Swindell	49.5
1991-92	Sherry Swindell	49.5
1992-93	Shannon Bradley	34.3
1993-94	Shaon Bradley	39.9
1994-95	Cindy Combs	39.8
1995-96	Meredith Inman	37.5
1996-97	Joanna Cuprys	49.2
1997-98	Janet Chadwick	46.6
1998-99	Rima Brezenas	40.4
1999-00	Rima Brezenas	44.0
2000-01	Monika Dajksler	37.1
2001-02	Malgorzata Morka	34.8

REBOUNDS

1982-83	Beth Horne	188
1983-84	Beth Horne	260
1984-85	Vandi Smith	251
1985-86	Kelly Alsop	219
1986-87	Kelly Alsop	241
1987-88	Kelly Alsop	283
1988-89	Kelly Alsop	179
1989-90	Mindi Beaver	236
1990-91	DeWayna Jacobs	250
1991-92	DeWayna Jacobs	236
1992-93	Kim Watts	203
1993-94	Ardith Gibbons	246
1994-95	Ardith Gibbons	194
1995-96	Kim Watts	263
1996-97	Joanna Cuprys	244
1997-98	Dion Thornton	261
1998-99	Dion Thornton	274
1999-00	Ewelina Zmuda	170
2000-01	Anna Szaniecka	191
2001-02	Denisha Ferguson	277



Monika Dajksler

REBOUNDS PER GAME

1982-83	Beth Horne	8.2
1983-84	Beth Horne	9.6
1984-85	Vandi Smith	8.7
1985-86	Kelly Alsop	8.1
1986-87	Kelly Alsop	8.6
1987-88	Kelly Alsop	9.1
1988-89	Kelly Alsop	6.4
1989-90	Mindi Beaver	8.8
1990-91	DeWayna Jacobs	8.1
1991-92	DeWayna Jacobs	7.6
1992-93	Monica Fouch	7.6
1993-94	Ardith Gibbons	8.5
1994-95	Ardith Gibbons	7.2
1995-96	Kim Watts	9.4
1996-97	Joanna Cuprys	7.9
1997-98	Dion Thornton	9.3
1998-99	Dion Thornton	8.6
1999-00	Ewelina Zmuda	5.7
2000-01	Anna Szaniecka	7.1
2001-02	Denisha Ferguson	10.3

STEALS

1982-83	Sharon Willis	34
1983-84	Sandra Roberts	55
1984-85	Marie O'Brien	52
1985-86	Sharon Baldwin	105
1986-87	Baldwin, Pam Fields	67
1987-88	April Barton	90
1988-89	April Barton	84
1989-90	Jenny Trammell	108
1990-91	Tracy Marchman	62
1991-92	Tracy Marchman	105
1992-93	Shannon Bradley	85
1993-94	Shannon Bradley	93
1994-95	Suzan Shirley	45
1995-96	Janet Chadwick	60
1996-97	Joanna Cuprys	70
1997-98	Mandy Thomas	52
1998-99	Rima Brezenas	123
1999-00	Rima Brezenas	144
2000-01	Amie Kane	87
2001-02	Mareme Konate	42

ASSISTS

1982-83	Lisa Alexander	124
1983-84	Sandra Roberts	75
1984-85	Sandra Roberts	56
1985-86	Sharon Baldwin	97
1986-87	Robin Shaw	109
1987-88	Pam Fields	134
1988-89	Sherry Blackwell	176
1989-90	Gina Waldrip	220
1990-91	Staci Jordan	136
1991-92	Staci Jordan	156
1992-93	Shannon Bradley	143
1993-94	Shannon Bradley	185
1994-95	Condy Combs	106
1995-96	Janet Chadwick	144
1996-97	Christi Martin	101
1997-98	Mandy Thomas	110
1998-99	Rima Brezenas	263
1999-00	Rima Brezenas	176
2000-01	Lauren Gaines	81
2001-02	Lauren Gaines	109

BLOCKED SHOTS

1982-83	Beth Horne	20
1983-84	Beth Horne	55
1984-85	Roberts, Stevenson	9
1985-86	Angie Penrod	25
1986-87	Jenny Henderson	33
1987-88	Jenny Henderson	43
1988-89	Jenny Henderson	28
1989-90	Beaver, Hammett	15
1990-91	DeWayna Jacobs	65
1991-92	DeWayna Jacobs	64
1992-93	Kim Watts	14
1993-94	Sarah McAllister	13
1994-95	Ardith Gibbons	11
1995-96	Janet Chadwick	21
1996-97	Joanna Cuprys	49
1997-98	Ewelina Zmuda	34
1998-99	Dion Thornton	40
1999-00	Ewelina Zmuda	72
2000-01	Justine Pivac	24
2001-02	Denisha Ferguson	19

LADY OWL TEAM RECORDS

Most Points

117 vs Covenant, December 3, 1986

Fewest Points

38 vs Paine, January 7, 1985

Most Points Allowed

109 vs Norfolk State, December 17, 1994

Fewest Points Allowed

26 vs Dillard, December 30, 1998

Most Points Both Teams Combined

205 vs North Georgia, March 2, 1988
(Kennesaw State 111, North Georgia 94)

Fewest Points Both Teams

87 vs Paine, January 7, 1985
(Paine 49 Kennesaw State 38)

Largest Winning Margin

69 vs Flagler, December 8, 1990
(Kennesaw State 105, Flagler 36)

Largest Losing Margin

60 vs Valdosta State, February 16, 1983
(Valdosta State 106, Kennesaw State 46)

Most Field Goals Attempted

91 vs Piedmont, January 18, 1989

Most Field Goals Made

51 vs Covenant, December 3, 1986

Highest Field Goal Percentage

64.4 vs Berry, January 20, 1993

Most Free Throws Attempted

62 vs North Georgia, March 2, 1988

Most Free Throws Made

45 vs North Georgia, March 2, 1988

Highest Free Throw Percentage

1.000 (18-18) vs Berry, February 10, 1988

Most Three Point Shots Attempted

25 vs Georgia College & State, January 18, 1995

Most Three Point Shots Made

12 vs Shorter, February 19, 1992

Best Three Point Field Goal Percentage

1.000 vs Berry, January 24, 1990

Most Rebounds

67 vs Georgia Southwestern, January 6, 1994

Most Assists


34 vs West Florida, November 11, 1988

Most Steals

27 vs Tennessee Temple, November 10, 1986

Most Blocked Shots

10 vs Gardner-Webb, November 22, 1997
10 vs UNC Pembroke, December 12, 1998



LADY OWL INDIVIDUAL RECORDS

Most Points

40, Joanna Cuprys vs UNC Pembroke, January 25, 1997

Most Field Goals Attempted

32, Joanna Cuprys vs USC Spartanburg, January 8, 1997

Most Field Goals Made

16, Joanna Cuprys vs UNC Pembroke, January 8, 1997

Best Field Goal Percentage

1.000 (8-8), Kelly Alsup vs Augusta State, November 23, 1985

Most Free Throws Attempted

22, Kelly Alsup vs Montevallo, November 16, 1987

Most Free Throws Made

14, Kelly Alsup vs Phillips, January 14, 1989

14, Tracey Marchman vs North Georgia, February 8, 1992

14, Sarah McAllister vs Fayetteville State, March 7, 1997

Best Free Throw Percentage

1.000 (12-12), Joanna Cuprys vs Carson-Newman, November 16, 1996

Most Three Point Shots Attempted

14, Suzan Shirley vs Georgia College and State University, January 18, 1995

Most Three Point Shots Made

9, Joanna Cuprys vs Columbus State, January 6, 1997

Best Three Point Field Goal Percentage

1.000, Sherry Swindell

Most Rebounds

24, Vandi Smith vs Augusta State, February 13, 1985

Most Assists

17, Rima Brazenas vs Augusta State, January 27, 1999

17, Rima Brazenas vs Bowie State, March 5, 1999

Most Steals

12, Sharon Baldwin vs Tennessee Temple, November 14, 1985

Most Blocked Shots

8, Jenni Henderson vs Montevallo, November 16, 1987

8, DeWayna Jacobs vs Georgia College & State, February 2, 1991



Sarah
McAllister



Joanna
Cuprys



Kelly
Alsup

**We All Love to be Treated
Like Someone Special . . .**



**at Rafferty's
Today's Special is You**

Now Open Daily at 11:00AM

Rafferty's
RESTAURANT & BAR

The American Grille

2501 Cobb Place Lane N.W.
792-8001

season-by-season statistics team

POINTS PER GAME	POINTS	FIELD GOALS MADE	FIELD GOALS ATT	FIELD GOAL %	
1982-83	60.0	1982-83	1380	1982-83	39.7
1983-84	63.6	1983-84	1717	1983-84	40.5
1984-85	62.3	1984-85	1868	1984-85	40.0
1985-86	75.4	1985-86	2111	1985-86	44.1
1986-87	78.5	1986-87	2199	1986-87	47.1
1987-88	79.3	1987-88	2539	1987-88	46.4
1988-89	78.8	1988-89	2205	1988-89	49.8
1989-90	73.4	1989-90	2128	1989-90	49.0
1990-91	78.5	1990-91	2433	1990-91	45.7
1991-92	78.2	1991-92	2424	1991-92	47.2
1992-93	71.0	1992-93	2130	1992-93	43.2
1993-94	75.2	1993-94	2180	1993-94	43.6
1994-95	73.5	1994-95	1985	1994-95	42.2
1995-96	68.0	1995-96	1973	1995-96	44.7
1996-97	80.7	1996-97	2081	1996-97	48.6
1997-98	74.3	1997-98	2581	1997-98	47.3
1998-99	78.3	1998-99	2526	1998-99	47.9
1999-00	72.7	1999-00	2180	1999-00	45.4
2000-01	75.1	2000-01	2027	2000-01	41.6
2001-02	72.7	2001-02	1963	2001-02	43.2

FREE THROWS	FREE THROWS ATT	FREE THROW %	THREE POINTERS	3- POINT ATTEMPTS	
1982-83	45.8	1982-83	442	1982-83	---
1983-84	44.5	1983-84	520	1983-84	---
1984-85	43.3	1984-85	527	1984-85	---
1985-86	51.9	1985-86	651	1985-86	---
1986-87	55.3	1986-87	560	1986-87	---
1987-88	55.3	1987-88	777	1987-88	59
1988-89	57.9	1988-89	609	1988-89	59
1989-90	57.2	1989-90	652	1989-90	104
1990-91	53.8	1990-91	749	1990-91	264
1991-92	55.8	1991-92	674	1991-92	251
1992-93	58.1	1992-93	592	1992-93	356
1993-94	53.4	1993-94	681	1993-94	344
1994-95	57.4	1994-95	641	1994-95	366
1995-96	53.5	1995-96	655	1995-96	191
1996-97	52.9	1996-97	723	1996-97	292
1997-98	57.3	1997-98	627	1997-98	156
1998-99	56.9	1998-99	751	1998-99	166
1999-00	52.5	1999-00	587	1999-00	229
2000-01	52.2	2000-01	611	2000-01	427
2001-02	332	2001-02	502	2001-02	462

3-POINT %	REBOUNDS	ASSISTS	STEALS	BLOCKS	
1982-83	---	1982-83	925	1982-83	48
1983-84	---	1983-84	1153	1983-84	91
1984-85	---	1984-85	997	1984-85	36
1985-86	---	1985-86	1037	1985-86	66
1986-87	---	1986-87	1075	1986-87	100
1987-88	37.3	1987-88	1329	1987-88	108
1988-89	32.2	1988-89	924	1988-89	81
1989-90	49.0	1989-90	1073	1989-90	41
1990-91	40.9	1990-91	1175	1990-91	96
1991-92	43.0	1991-92	1335	1991-92	103
1992-93	36.2	1992-93	1309	1992-93	56
1993-94	33.1	1993-94	1319	1993-94	38
1994-95	33.6	1994-95	1227	1994-95	37
1995-96	29.8	1995-96	1219	1995-96	60
1996-97	41.8	1996-97	1354	1996-97	88
1997-98	35.9	1997-98	1117	1997-98	138
1998-99	29.5	1998-99	1359	1998-99	118
1999-00	36.7	1999-00	1115	1999-00	106
2000-01	31.9	2000-01	1164	2000-01	68
2001-02	33.1	2001-02	1096	2001-02	64

lady owls history

- 2002...**Denisha Ferguson becomes the first-ever Kennesaw State player to average a double-double over the course of a season when she finishes the 2001-02 season averaging 16.3 points and 10.3 rebounds per game.
- 2001...**Amie Kane concludes fabulous career by being named All-American and the Peach Belt Conference's Co-Player-of-the-Year...Kane averages 20.0 points per game, becoming just the fourth KSU player to average over 20 pints per game...Kane and Monika Dajksler end careers 6th and 8th on all-time scoring list.
- 2000...**Rima Brazenas ends the 1999-00 season with a Peach Belt record 144 steals...begin 2000-01 season 5-0.
- 1999...**The Lady Owls make their second trip to the Elite Eight in three seasons...Rima Brazenas sets the school record for assists in a game when she dishes off 127 against Augusta State on January 27...she matches the feat again on March 5 against Bowie State.
- 1998...**Begin season with 15-game winning streak...end 1998 with a 10-0 record.
- 1997...**Joanna Cuprys leads the Owls to their first-ever Elite Eight Appearance...the Lady Owls finish their best season ever with a 30-2 record...Cuprys is named All-American scoring 26.0 points per game...she sets the school-record with a 40-point performance against UNC Pembroke on January 25...Lady Owls finish regular season 25-1 and dominate the PBC with a 17-1 record.
- 1996...**Sarah McAllister averages 22.7 points during the 95-96 season becoming the second player to do so.
- 1995...**Current head coach Colby Tilley is named as the Kennesaw State head coach and leads the Lady Owls to a 17-12 record in 1995-96.
- 1994...**In their final NAIA Tournament, Kennesaw State splits a pair of postseason games in the Southeast Region Tournament...Lady Owls defeat Limestone before falling to Montevallo.
- 1993...**Susan Montgomery replaces Ron Walker as head coach.
- 1992...**Lady Owls advance to NAIA National Championship and defeat Rosary before bowing to Simon Fraser.
- 1991...**Another 20-win season highlights 90-91 season but the Lady Owls drop another two-point game in the post-season...Berry downs the Black and Gold 72-70 in the finals of the District Tournament.
- 1990...**Kennesaw State finishes with a 15-14 record but loses seven games by three-points or less including their second consecutive two-point postseason loss to Georgia College.
- 1989...**Lady Owls finish with their second straight 20-win season with a 24-4 mark...advance to their second consecutive District Tournament but fall to Georgia College 71-69.
- 1988...**The program takes a turn as KSU finishes the 87-88 with 24-wins and their first postseason berth...snaps 10-game losing streak to Berry with 60-50 win...Owls win the District tournament with 70-65 win over Georgia College.
- 1987...**The Lady Owls net their first 100-point game in a 117-57 victory over Covenant...Sharon Baldwin becomes the first player to average over 20 points finishing with a 20.2 average.
- 1986...**KSU finishes the 85-86 season with a 16-12 record, their first-ever winning season...KSU begins the 86-87 season with eight straight wins en route to a 19-9 season.
- 1985...**Kennesaw State has a winning record for the first time in the brief history when they down Bryan 79-67 on Opening Night...Vandi Smith pulls down a school-record 24 rebounds on February 13 against Augusta State.
- 1984...**Lady Owls have second two-game winning streak in February when they knock off Piedmont and Georgia College...has eight game losing streak to start 1984-85 season snapped with 80-56 win over Covenant.
- 1983...**Kennesaw State finishes their first season with a 9-14 record...defeat Tennessee Temple and Bryan for only winning streak of season.
- 1982...**The Lady Owls, under then Athletic Director Spec Landrum, introduces Women's Basketball as Kennesaw State's first Intercollegiate program... the Lady Owls lose their first three games before winning their first-ever game, at home, against Toccoa Falls 93-44... Lady Owls play games against Augusta State and Armstrong Atlantic, marking the longest rivalries in the Lady Owls history.



all-time lady owls

Alexander, Lisa

Marietta, Georgia

Year	PPG	GM	PTS	FGM	FGA	FG%	FTM	FTA	FT%	3PA	3PM	3P%	REB	RPG	STL	AST	BL
1982-83	7.7	21	162	53	167	31.7	56	84	66.7	--	--	--	77	3.7	31	124	2
CAREER	7.7	21	162	53	167	31.7	56	84	66.7	--	--	--	77	3.7	31	124	2

Aisup, Kelly

Marietta, Georgia

Year	PPG	GM	PTS	FGM	FGA	FG%	FTM	FTA	FT%	3PA	3PM	3P%	REB	RPG	STL	AST	BL
1988-89	18.1	28	506	194	335	57.9	118	149	79.2	0	1	00.0	179	6.4	37	25	10
1987-88	19.5	31	604	223	403	55.3	158	216	73.1	0	0	00.0	283	9.1	64	45	20
1986-87	15.3	28	429	162	343	47.2	105	149	70.5	--	--	--	241	8.6	40	22	12
1985-86	11.1	27	301	117	263	44.9	67	88	67.1	--	--	--	219	8.1	37	25	10
CAREER	16.1	114	1840	696	1344	51.8	448	602	74.4	0	1	00.0	922	8.1	178	117	52

1989, NAIA Honorable Mention All-American; 1989, NAIA All-District; 1989, All-Georgia Intercollegiate Athletic Conference; 1988 NAIA Honorable Mention All-American; 1988 NAIA All-District; 1988, All-Georgia Intercollegiate Athletic Conference; 1987 NAIA All-District; 1987 All-Georgia Intercollegiate Athletic Conference; 1986 NAIA District All-Freshman Team.

Andrews, Tamica

Eatonton, Georgia

Year	PPG	GM	PTS	FGM	FGA	FG%	FTM	FTA	FT%	3PA	3PM	3P%	REB	RPG	STL	AST	BL
2000-01	1.8	5	9	2	3	66.7	5	7	71.4	0	0	00.0	5	1.0	0	0	0
CAREER	1.8	5	9	2	3	66.7	5	7	71.4	0	0	00.0	5	1.0	0	0	0

Anglin, Amanda

Norcross, Georgia

Year	PPG	GM	PTS	FGM	FGA	FG%	FTM	FTA	FT%	3PA	3PM	3P%	REB	RPG	STL	AST	BL
1999-00	1.2	22	26	10	25	40.0	5	12	41.7	1	1	100.0	21	1.0	16	9	0
CAREER	1.2	22	26	10	25	40.0	5	12	41.7	1	1	100.0	21	1.0	16	9	0

Anglin, Amy

Norcross, Georgia

Year	PPG	GM	PTS	FGM	FGA	FG%	FTM	FTA	FT%	3PA	3PM	3P%	REB	RPG	STL	AST	BL
1999-00	5.8	28	161	67	194	34.5	26	41	63.4	1	6	16.7	89	3.2	53	52	0
1998-99	9.6	32	306	127	263	48.3	49	81	60.5	3	15	20.0	103	3.2	64	94	2
1997-98	6.3	27	170	45	122	36.9	59	82	72.0	21	61	34.4	60	2.2	51	96	2
1996-97	1.6	32	52	15	45	33.3	22	35	62.9	0	4	00.0	54	1.7	40	65	0
CAREER	5.8	119	689	254	624	40.1	156	239	65.3	25	86	29.1	306	2.6	208	307	4

Aniola, Paulina

Poznan, Poland

Year	PPG	GM	PTS	FGM	FGA	FG%	FTM	FTA	FT%	3PA	3PM	3P%	REB	RPG	STL	AST	BL
2001-02	1.4	20	28	10	25	40.0	8	18	44.4	0	1	00.0	20	1.0	1	7	2
2000-01	1.3	18	23	7	41	17.1	9	16	56.3	0	0	00.0	34	1.9	1	5	10
CAREER	1.3	38	51	17	66	25.8	17	34	50.0	0	1	00.0	54	1.4	2	12	12

Baker, Carol

Acworth, Georgia

Year	PPG	GM	PTS	FGM	FGA	FG%	FTM	FTA	FT%	3PA	3PM	3P%	REB	RPG	STL	AST	BL
1992-93	2.7	30	82	29	75	38.7	11	16	68.8	13	22	59.1	71	2.4	13	26	0
CAREER	2.7	30	82	29	75	38.7	11	16	68.8	13	22	59.1	71	2.4	13	26	0

Baldwin, Sharon

Smyrna, Georgia

Year	PPG	GM	PTS	FGM	FGA	FG%	FTM	FTA	FT%	3PA	3PM	3P%	REB	RPG	STL	AST	BL
1986-87	20.2	16	323	146	264	55.3	31	46	67.4	--	--	--	89	5.6	67	83	16
1985-86	18.1	28	508	207	399	51.9	94	127	74.0	--	--	--	127	4.5	105	97	15
CAREER	18.9	44	831	353	663	53.2	125	173	72.3	--	--	--	216	4.9	172	180	31

1986, NAIA District Freshman-of-the-Year; 1986 NAIA All-District; 1986 NAIA District All-Freshman Team; 1986, All-Georgia Intercollegiate Athletic Conference.

Barton, April

Austell, Georgia

Year	PPG	GM	PTS	FGM	FGA	FG%	FTM	FTA	FT%	3PA	3PM	3P%	REB	RPG	STL	AST	BL
1988-89	8.8	28	245	99	232	42.7	45	63	71.4	4	11	36.4	93	3.3	84	132	2
1987-88	10.9	32	351	143	301	47.5	63	88	71.6	3	14	21.4	105	3.3	90	110	7
1986-87	12.1	27	328	145	284	51.1	38	59	64.4	--	--	--	96	3.6	61	95	8
1985-86	3.3	28	91	38	117	32.5	15	22	68.2	--	--	--	55	2.0	35	31	4
CAREER	8.8	115	1015	425	934	45.5	161	232	69.3	7	25	35.0	349	3.0	270	368	21

1989, All-Georgia Intercollegiate Athletic Conference.

all-time lady owls

Beaver, Mindi**Acworth, Georgia**

Year	PPG	GM	PTS	FGM	FGA	FG%	FTM	FTA	FT%	3PA	3PM	3P%	REB	RPG	STL	AST	BL
1990-91	10.2	30	305	117	280	41.8	71	109	65.1	0	2	00.0	187	6.2	47	26	12
1989-90	15.4	29	446	182	360	50.6	82	122	67.2	--	--	--	236	8.8	47	29	15
1988-89	13.4	28	375	159	276	57.6	57	85	67.1	--	--	--	135	4.8	38	22	23
1987-88	11.9	32	380	160	342	46.8	60	88	68.2	--	--	--	170	5.3	42	14	15
CAREER	12.7	119	1506	618	1258	49.1	270	404	66.9	0	2	00.0	728	6.1	174	91	65

1991 NAIA All-District; 1991 All-Georgia Intercollegiate Athletic Conference; 1990 NAIA All-District; 1990 All-Georgia Intercollegiate Athletic Conference; 1988 NAIA District Freshman-of-the-Year; 1988 NAIA District All-Freshman Team.

Bell, Heather**Jackson, Tennessee**

Year	PPG	GM	PTS	FGM	FGA	FG%	FTM	FTA	FT%	3PA	3PM	3P%	REB	RPG	STL	AST	BL
1997-98	1.4	8	11	3	20	15.0	4	7	57.1	1	11	9.1	8	1.0	3	3	0
CAREER	1.4	8	11	3	20	15.0	4	7	57.1	1	11	9.1	8	1.0	3	3	0

Berdanis, Vicki**Marietta, Georgia**

Year	PPG	GM	PTS	FGM	FGA	FG%	FTM	FTA	FT%	3PA	3PM	3P%	REB	RPG	STL	AST	BL
1983-84	6.6	27	179	81	225	36.0	17	21	81.0	--	--	--	52	1.9	44	65	1
1982-83	4.2	18	76	34	105	32.4	8	12	66.7	--	--	--	23	1.3	20	55	2
CAREER	5.7	45	255	115	330	34.9	25	33	75.8	--	--	--	75	1.7	64	120	3

Blackwell, Sherry**Acworth, Georgia**

Year	PPG	GM	PTS	FGM	FGA	FG%	FTM	FTA	FT%	3PA	3PM	3P%	REB	RPG	STL	AST	BL
1989-90	6.9	7	48	17	43	40.4	11	15	73.3	3	10	30.0	20	2.9	18	38	0
1988-89	7.5	27	202	73	158	46.2	40	51	78.4	14	43	32.6	73	2.7	75	176	4
1987-88	3.2	31	98	40	99	49.3	16	26	61.5	2	4	50.0	39	1.3	40	95	1
CAREER	5.4	65	348	130	300	43.3	67	92	72.8	19	57	33.3	132	2.0	133	309	5

1988 NAIA District All-Freshman Team.

Boggs, Stacey**Greensboro, North Carolina**

Year	PPG	GM	PTS	FGM	FGA	FG%	FTM	FTA	FT%	3PA	3PM	3P%	REB	RPG	STL	AST	BL
1992-93	4.1	17	70	30	52	57.7	10	15	66.7	0	0	00.0	34	2.0	5	8	5
CAREER	4.1	17	70	30	52	57.7	10	15	66.7	0	0	00.0	34	2.0	5	8	5

Bonds, Jeanna**Dakar, Senegal**

Year	PPG	GM	PTS	FGM	FGA	FG%	FTM	FTA	FT%	3PA	3PM	3P%	REB	RPG	STL	AST	BL
1983-84	2.9	24	70	22	67	32.8	26	36	72.2	--	--	--	79	3.3	7	24	1
CAREER	2.9	24	70	22	67	32.8	26	36	72.2	--	--	--	79	3.3	7	24	1

Boyles, Jenea**Trion, Georgia**

Year	PPG	GM	PTS	FGM	FGA	FG%	FTM	FTA	FT%	3PA	3PM	3P%	REB	RPG	STL	AST	BL
1991-92	1.3	12	15	5	9	55.6	5	9	55.6	0	0	00.0	11	0.9	5	0	0
1990-91	2.0	11	22	8	15	53.3	6	9	66.7	0	0	00.0	15	1.4	3	0	0
CAREER	1.6	23	37	13	24	54.2	11	18	61.1	0	0	00.0	26	1.1	8	0	0

Bradley, Shannon**Lilburn, Georgia**

Year	PPG	GM	PTS	FGM	FGA	FG%	FTM	FTA	FT%	3PA	3PM	3P%	REB	RPG	STL	AST	BL
1993-94	15.9	29	462	145	369	39.3	115	163	70.6	57	143	39.9	165	5.7	93	185	0
1992-93	13.9	30	417	140	398	35.2	79	104	76.0	58	169	34.3	138	4.6	85	143	1
1991-92	9.4	26	264	87	225	38.7	62	89	69.7	28	83	33.7	103	4.0	42	68	1
1990-91	12.3	30	369	130	319	40.8	69	99	69.7	40	104	38.5	129	4.3	44	82	1
CAREER	13.1	115	1512	502	1311	38.3	325	455	71.4	183	499	36.7	535	4.7	264	478	3

1994, NAIA Division I All-Southeast Region Independent Team; 1993, NAIA All-District; 1991, NAIA District Freshman-of-the-Year; 1991 NAIA District All-Freshman Team.

Brazenas, Rima**Ukmerge, Lithuania**

Year	PPG	GM	PTS	FGM	FGA	FG%	FTM	FTA	FT%	3PA	3PM	3P%	REB	RPG	STL	AST	BL
1999-00	13.3	30	399	156	297	52.5	43	61	70.5	44	100	44.0	143	4.8	144	176	7
1998-99	9.2	31	284	106	227	46.7	34	57	59.6	38	94	40.4	140	4.5	123	63	5
CAREER	11.2	61	683	262	524	50.0	77	118	65.3	82	194	42.2	283	4.6	267	439	12

2000, NCAA Division II Kodak All-American; 2000, Women's Division II Bulletin Third Team All-American; 2000, Peach Belt Conference Player-of-the-Year; 2000, NCAA Division II Daktronics All-America Third Team; 2000, NCAA Division II Daktronics All-South Atlantic Region First Team; 2000, NCAA Division II Woman's Basketball Coaches Association All-District Three; 2000, All-Peach Belt Conference Team; 1999, NCAA Division II Daktronics All South Atlantic Region Second Team; 1999.

all-time lady owls

Carter, Angela Chesapeake, Virginia

Year	PPG	GM	PTS	FGM	FGA	FG%	FTM	FTA	FT%	3PA	3PM	3P%	REB	RPG	STL	AST	BL
1994-95	4.0	27	109	31	88	35.2	45	72	62.5	2	6	33.3	55	2.0	28	69	1
CAREER	4.0	27	109	31	88	35.2	45	72	62.5	2	6	33.3	55	2.0	28	69	1

Carrington, Tori Riverdale, Georgia

Year	PPG	GM	PTS	FGM	FGA	FG%	FTM	FTA	FT%	3PA	3PM	3P%	REB	RPG	STL	AST	BL
2001-02	7.8	27	211	85	198	42.9	27	35	77.1	14	29	48.3	124	4.6	34	88	6
2000-01	6.9	26	179	74	174	42.5	19	32	59.4	12	47	25.5	113	4.3	44	53	18
CAREER	7.4	53	390	159	372	42.3	46	67	68.7	26	76	34.2	237	4.5	78	141	24

Chadwick, Janet Canton, Georgia

Year	PPG	GM	PTS	FGM	FGA	FG%	FTM	FTA	FT%	3PA	3PM	3P%	REB	RPG	STL	AST	BL
1997-98	16.3	26	423	106	307	52.1	76	91	83.5	27	58	46.6	104	4.0	40	78	8
1996-97	11.7	32	373	157	297	52.9	55	74	74.3	4	14	28.6	168	5.3	32	83	16
1995-96	11.7	29	338	134	320	41.9	45	69	65.2	25	84	29.8	132	4.6	60	144	21
1994-95	8.7	27	235	93	211	44.1	30	50	60.0	19	51	37.3	128	4.7	28	57	9
CAREER	12.0	114	1369	490	1135	43.2	206	284	72.5	75	207	36.2	532	4.7	160	362	54

1998, NCAA Division II Daktronics All-South Atlantic Region Second Team; 1998 Second Team All-Peach Belt Athletic Conference.

Chandler, Karen Marietta, Georgia

Year	PPG	GM	PTS	FGM	FGA	FG%	FTM	FTA	FT%	3PA	3PM	3P%	REB	RPG	STL	AST	BL
1988-89	6.6	28	186	78	178	43.8	29	33	87.9	1	3	33.3	97	3.5	49	75	6
1987-88	2.1	32	67	24	69	34.8	24	33	72.7	0	0	0.0	66	2.1	31	39	0
1986-87	2.2	18	39	15	55	27.3	9	14	64.3	--	--	--	29	1.6	19	16	1
1985-86	1.2	20	23	7	31	22.6	9	16	56.3	--	--	--	20	1.0	15	13	2
CAREER	3.2	98	315	124	333	37.2	71	96	74.0	1	3	33.3	212	2.2	114	143	9

Cisse, Fatou Dakar, Senegal

Year	PPG	GM	PTS	FGM	FGA	FG%	FTM	FTA	FT%	3PA	3PM	3P%	REB	RPG	STL	AST	BL
1997-98	5.0	6	30	10	33	30.3	4	11	36.4	6	16	37.5	12	2.0	4	4	5
CAREER	5.0	6	30	10	33	30.3	4	11	36.4	6	16	37.5	12	2.0	4	4	5

Clifton, Jennifer Savannah, Georgia

Year	PPG	GM	PTS	FGM	FGA	FG%	FTM	FTA	FT%	3PA	3PM	3P%	REB	RPG	STL	AST	BL
1998-99	5.6	30	169	63	194	32.5	37	57	64.9	6	43	14.0	113	3.8	32	62	13
1997-98	0.0	0	0	0	0	0.0	0	0	0.0	0	0	0.0	0	0.0	0	0	0
1996-97	5.5	32	175	65	155	41.9	28	44	63.6	17	51	33.3	72	2.3	44	93	4
CAREER	5.5	62	344	128	349	36.7	65	101	64.4	23	94	24.5	185	3.0	76	155	17

Coleman, Sarah Folkston, Georgia

Year	PPG	GM	PTS	FGM	FGA	FG%	FTM	FTA	FT%	3PA	3PM	3P%	REB	RPG	STL	AST	BL
1998-99	1.9	26	48	17	50	34.0	14	22	63.6	0	3	0.0	30	1.2	9	13	0
1997-98	1.1	17	19	6	27	22.2	7	11	63.6	0	0	0.0	13	0.8	3	4	0
1996-97	3.8	25	94	38	75	50.7	18	27	66.7	0	0	0.0	47	1.9	12	17	1
1995-96	4.4	29	129	50	135	40.7	19	35	54.3	0	0	0.0	73	2.5	14	27	1
CAREER	3.0	97	290	111	287	38.7	58	95	61.1	0	3	0.0	163	1.7	38	61	2

Collins, Kelly Blue Ridge, Georgia

Year	PPG	GM	PTS	FGM	FGA	FG%	FTM	FTA	FT%	3PA	3PM	3P%	REB	RPG	STL	AST	BL
1991-92	1.0	6	6	3	10	30.0	0	0	0.0	0	0	0.0	2	0.3	1	1	0
CAREER	1.0	19	18	7	29	24.1	4	4	100.0	0	1	0.0	15	0.8	10	2	1

Cook, Jocelyn Rocky Face, Georgia

Year	PPG	GM	PTS	FGM	FGA	FG%	FTM	FTA	FT%	3PA	3PM	3P%	REB	RPG	STL	AST	BL
2001-02	3.4	23	78	27	71	38.0	8	13	61.5	16	48	33.3	29	1.3	12	25	0
2000-01	3.3	19	62	24	72	33.3	7	8	87.5	7	26	26.9	41	2.2	4	14	0
CAREER	3.3	42	140	51	143	35.7	15	21	71.4	23	74	31.1	70	1.7	16	39	0

Combs, Cindy Decatur, Tennessee

Year	PPG	GM	PTS	FGM	FGA	FG%	FTM	FTA	FT%	3PA	3PM	3P%	REB	RPG	STL	AST	BL
1994-95	7.1	27	193	60	138	43.5	38	50	76.0	35	88	39.8	53	2.0	42	106	0
CAREER	7.1	27	193	60	138	43.5	38	50	76.0	35	88	39.8	53	2.0	42	106	0

all-time lady owls

Connolly, Shannayl

El Cajon, California

Year	PPG	GM	PTS	FGM	FGA	FG%	FTM	FTA	FT%	3PA	3PM	3P%	REB	RPG	STL	AST	BL
1997-98	1.1	13	14	7	16	43.8	0	0	00.0	0	2	00.0	20	1.5	3	4	0
1996-97	1.3	12	15	6	15	40.0	3	7	42.9	0	0	00.0	8	0.7	1	2	1
1995-96	1.3	24	31	10	31	32.3	10	13	76.9	1	6	16.7	26	1.1	5	16	1
1994-95	1.0	19	19	6	25	24.0	6	7	85.7	1	7	14.3	14	0.7	4	5	0
CAREER	1.2	68	79	29	87	33.3	19	27	70.4	2	13	15.4	68	1.0	13	27	2

Cuprys, Joanna

Wroclaw, Poland

Year	PPG	GM	PTS	FGM	FGA	FG%	FTM	FTA	FT%	3PA	3PM	3P%	REB	RPG	STL	AST	BL
1999-97	26.0	31	807	289	555	52.1	137	163	84.0	92	187	49.2	244	7.9	87	71	49
CAREER	26.0	31	807	289	555	52.1	137	163	84.0	92	187	49.2	244	7.9	87	71	49

1997, NCAA Division II Kodak All-American; 1997, Women's Division II Bulletin First Team All-American; 1997, Peach Belt Conference Player-of-the-Year; 1997 First Team All-Peach Belt Conference.

Dajksler, Monika

Poznan, Poland

Year	PPG	GM	PTS	FGM	FGA	FG%	FTM	FTA	FT%	3PA	3PM	3P%	REB	RPG	STL	AST	BL
2000-01	15.3	27	412	190	423	44.9	134	171	78.4	52	140	37.1	98	3.6	37	77	4
1999-00	11.3	30	340	128	289	44.3	68	83	81.9	16	51	31.4	108	3.6	30	72	5
1998-99	8.3	29	242	98	243	40.3	45	59	76.3	1	3	33.3	66	2.3	27	73	0
1997-98	6.9	28	192	78	167	46.7	35	63	55.6	1	2	50.0	57	2.0	23	80	4
CAREER	10.4	114	1186	494	1122	44.0	282	373	75.6	70	196	35.7	329	2.9	117	302	13

Denman, Dawn

Marietta, Georgia

Year	PPG	GM	PTS	FGM	FGA	FG%	FTM	FTA	FT%	3PA	3PM	3P%	REB	RPG	STL	AST	BL
1989-90	7.1	18	128	53	90	58.9	22	30	73.3	0	0	00.0	55	3.4	10	5	0
CAREER	7.1	18	128	53	90	58.9	22	30	73.3	0	0	00.0	55	3.4	10	5	0

Ducham, Dayna

Midland, Michigan

Year	PPG	GM	PTS	FGM	FGA	FG%	FTM	FTA	FT%	3PA	3PM	3P%	REB	RPG	STL	AST	BL
1993-94	2.1	28	58	18	77	23.4	11	21	52.4	11	50	22.0	33	1.2	6	22	0
CAREER	2.1	28	58	18	77	23.4	11	21	52.4	11	50	22.0	33	1.2	6	22	0

Dunn, Kathy

Acworth, Georgia

Year	PPG	GM	PTS	FGM	FGA	FG%	FTM	FTA	FT%	3PA	3PM	3P%	REB	RPG	STL	AST	BL
1982-83	0.4	5	2	0	0	00.0	2	2	100.0	--	--	--	4	0.8	0	0	0
CAREER	0.4	5	2	0	0	00.0	2	2	100.0	--	--	--	4	0.8	0	0	0

Fields, Pam

Franklin Springs, Georgia

Year	PPG	GM	PTS	FGM	FGA	FG%	FTM	FTA	FT%	3PA	3PM	3P%	REB	RPG	STL	AST	BL
1987-88	8.9	32	287	119	252	47.2	49	73	67.1	0	1	00.0	193	6.0	57	134	18
1986-87	9.6	28	273	114	237	48.1	45	72	62.5	--	--	--	236	8.4	67	81	19
CAREER	9.3	60	560	233	489	47.7	94	145	64.5	0	0	00.0	429	7.2	124	215	37

1988, NAIA All-District.

Ferguson, Denisha

Clarksville, Tennessee

Year	PPG	GM	PTS	FGM	FGA	FG%	FTM	FTA	FT%	3PA	3PM	3P%	REB	RPG	STL	AST	BL
2001-02	16.3	27	441	181	357	50.7	79	114	69.3	0	0	00.0	277	10.3	39	36	19
CAREER	16.3	27	441	181	357	50.7	79	114	69.3	0	0	00.0	277	10.3	39	36	19

Fouch, Monica

Hartsville, Georgia

Year	PPG	GM	PTS	FGM	FGA	FG%	FTM	FTA	FT%	3PA	3PM	3P%	REB	RPG	STL	AST	BL
1992-93	10	30	300	118	203	58.1	64	95	67.4	0	0	00.0	178	7.6	80	60	8
1991-92	9.9	31	308	111	199	55.8	85	119	71.4	1	1	100.0	201	6.5	48	36	3
CAREER	10.0	61	608	229	402	57.0	149	214	69.6	1	1	100.0	379	6.2	128	96	11

1992, NAIA District All-Freshman Team.

Gaines, Lauren

Cumming, Georgia

Year	PPG	GM	PTS	FGM	FGA	FG%	FTM	FTA	FT%	3PA	3PM	3P%	REB	RPG	STL	AST	BL
2001-02	8.2	17	139	44	131	33.6	26	45	57.8	25	83	30.1	41	2.4	32	109	0
2000-01	6.6	27	178	56	190	29.5	35	52	67.3	31	98	31.6	79	2.9	24	81	0
CAREER	7.2	44	317	100	321	31.2	61	97	62.9	56	181	30.9	120	2.7	56	190	0

all-time lady owls

Gates, Tiffany

Ottumwa, Iowa

Year	PPG	GM	PTS	FGM	FGA	FG%	FTM	FTA	FT%	3PA	3PM	3P%	REB	RPG	STL	AST	BL
2000-01	1.8	12	21	6	18	33.3	9	10	90.0	0	0	00.0	11	0.9	1	1	0
CAREER	1.8	12	21	6	18	33.3	9	10	90.0	0	0	00.0	11	0.9	1	1	0

Gibbons, Ardith

Brunswick, Georgia

Year	PPG	GM	PTS	FGM	FGA	FG%	FTM	FTA	FT%	3PA	3PM	3P%	REB	RPG	STL	AST	BL
1994-95	9.7	27	261	97	198	49.0	67	97	69.1	0	1	00.0	194	7.2	27	12	11
1993-94	12.0	29	349	138	288	47.9	73	99	73.7	0	0	00.0	246	8.5	20	20	6
1992-93	8.2	30	245	99	212	46.7	47	69	68.1	0	0	00.0	130	4.3	6	12	13
CAREER	9.9	86	855	334	698	47.9	187	265	70.1	0	1	00.0	570	6.6	53	44	30

Hammett, Mandy

Lawrenceville, Georgia

Year	PPG	GM	PTS	FGM	FGA	FG%	FTM	FTA	FT%	3PA	3PM	3P%	REB	RPG	STL	AST	BL
1991-92	10.3	6	62	26	43	60.5	10	11	90.9	0	0	00.0	34	5.7	9	5	1
1990-91	4.5	31	141	53	104	51.0	35	46	76.1	0	0	00.0	82	2.6	30	30	6
1989-90	7.7	29	222	87	152	57.2	48	66	72.7	0	0	00.0	98	3.7	22	32	15
CAREER	6.4	66	425	166	299	55.5	93	123	75.7	0	0	00.0	214	3.2	61	67	22

1990, NAIA District All-Freshman Team.

Harris, Dana

Smyrna, Georgia

Year	PPG	GM	PTS	FGM	FGA	FG%	FTM	FTA	FT%	3PA	3PM	3P%	REB	RPG	STL	AST	BL
1985-86	4.7	20	93	39	98	39.8	15	37	40.5	--	--	--	16	0.8	21	34	0
CAREER	4.7	20	93	39	98	39.8	15	37	40.5	--	--	--	16	0.8	21	34	0

Harris, Kim

Marietta, Georgia

Year	PPG	GM	PTS	FGM	FGA	FG%	FTM	FTA	FT%	3PA	3PM	3P%	REB	RPG	STL	AST	BL
1989-90	0.7	6	4	2	8	25.0	0	2	00.0	0	0	00.0	6	1.0	1	3	0
CAREER	0.7	6	4	2	8	25.0	0	2	00.0	0	0	00.0	6	1.0	1	3	0

Hasty, Lynne

Powder Springs, Georgia

Year	PPG	GM	PTS	FGM	FGA	FG%	FTM	FTA	FT%	3PA	3PM	3P%	REB	RPG	STL	AST	BL
1984-85	0.8	6	5	2	11	18.2	1	4	25.0	--	--	--	9	1.5	0	0	0
CAREER	0.8	6	5	2	11	18.2	1	4	25.0	--	--	--	9	1.5	0	0	0

Henderson, Jenni

Smyrna, Georgia

Year	PPG	GM	PTS	FGM	FGA	FG%	FTM	FTA	FT%	3PA	3PM	3P%	REB	RPG	STL	AST	BL
1988-89	6.1	25	153	67	132	50.8	19	29	65.5	0	0	00.0	81	3.2	32	18	28
1987-88	4.8	32	153	65	157	41.4	23	37	62.1	0	0	00.0	101	3.2	35	16	43
1986-87	5.2	27	141	55	153	35.9	31	47	66.0	--	--	--	115	4.3	43	6	33
CAREER	5.3	84	447	187	442	42.3	73	113	64.5	0	0	00.0	297	3.5	110	40	104

Hernandez, Zane

Miami, Florida

Year	PPG	GM	PTS	FGM	FGA	FG%	FTM	FTA	FT%	3PA	3PM	3P%	REB	RPG	STL	AST	BL
1999-00	6.8	28	191	57	142	40.1	77	107	72.0	0	0	00.0	111	4.0	17	33	3
CAREER	6.8	28	191	57	142	40.1	77	107	72.0	0	0	00.0	111	4.0	17	33	3

Honea, Sherry

Smyrna, Georgia

Year	PPG	GM	PTS	FGM	FGA	FG%	FTM	FTA	FT%	3PA	3PM	3P%	REB	RPG	STL	AST	BL
1990-91	3.3	20	67	21	62	33.9	25	37	67.6	0	2	00.0	44	2.2	13	6	2
CAREER	3.3	20	67	21	62	33.9	25	37	67.6	0	2	00.0	44	2.2	13	6	2

Horne, Beth

Woodstock, Georgia

Year	PPG	GM	PTS	FGM	FGA	FG%	FTM	FTA	FT%	3PA	3PM	3P%	REB	RPG	STL	AST	BL
1983-84	11.0	27	296	110	247	44.5	76	132	57.6	--	--	--	260	9.6	13	51	55
1982-83	10.2	23	235	87	186	46.8	61	110	55.5	--	--	--	188	8.2	12	28	20
CAREER	10.6	50	531	197	433	45.5	137	242	56.6	--	--	--	448	9.0	25	79	75

Hulsey, Rhonda

Marietta, Georgia

Year	PPG	GM	PTS	FGM	FGA	FG%	FTM	FTA	FT%	3PA	3PM	3P%	REB	RPG	STL	AST	BL
1986-87	2.1	13	27	11	20	55.0	5	6	83.3	--	--	--	19	1.5	3	6	1
1985-86	0.6	13	8	2	16	12.5	4	10	40.0	--	--	--	18	1.4	2	1	0
1984-85	1.2	20	24	12	32	37.5	0	4	00.0	--	--	--	32	1.6	9	6	0
CAREER	1.3	46	59	25	68	36.8	9	20	45.0	--	--	--	69	1.5	14	13	1

all-time lady owls

Inman, Meredith

Lawrenceville, Georgia

Year	PPG	GM	PTS	FGM	FGA	FG%	FTM	FTA	FT%	3PA	3PM	3P%	REB	RPG	STL	AST	BL
1996-97	1.8	17	31	7	18	38.9	17	29	58.6	0	5	00.0	25	1.5	8	12	1
1995-96	5.5	28	153	45	122	36.9	45	72	62.5	18	48	37.5	90	3.2	35	92	5
CAREER	45	184	52	140	37.1	62	101	61.4	18	48	37.5	115	2.6	43	104	6	

Irwin, Keira

Simi Valley, California

Year	PPG	GM	PTS	FGM	FGA	FG%	FTM	FTA	FT%	3PA	3PM	3P%	REB	RPG	STL	AST	BL
1993-94	3.0	17	51	13	52	25.0	16	25	64.0	9	32	28.1	35	2.1	26	50	4
CAREER	3.0	17	51	13	52	25.0	16	25	64.0	9	32	28.1	35	2.1	26	50	4

Jacobs, DeWayna

Hephzibah, Georgia

Year	PPG	GM	PTS	FGM	FGA	FG%	FTM	FTA	FT%	3PA	3PM	3P%	REB	RPG	STL	AST	BL
1991-92	15.5	31	480	215	416	51.7	49	81	60.5	1	1	100.0	236	7.6	26	40	64
1990-91	14.1	31	436	191	355	53.8	54	80	67.5	0	0	00.0	250	8.1	38	33	65
CAREER	14.7	62	916	406	771	52.7	103	161	64.0	1	1	100.0	486	7.9	64	73	129

1992, NAIA All-District, 1991, NAIA All-District.

Johnson, Janeen

Kennesaw, Georgia

Year	PPG	GM	PTS	FGM	FGA	FG%	FTM	FTA	FT%	3PA	3PM	3P%	REB	RPG	STL	AST	BL
1995-96	1.3	23	29	11	16	68.8	7	16	43.8	0	0	00.0	49	2.1	36	38	0
CAREER	1.3	23	29	11	16	68.8	7	16	43.8	0	0	00.0	49	2.1	36	38	0

Jiles, Chantel

Baton Rouge, Louisiana

Year	PPG	GM	PTS	FGM	FGA	FG%	FTM	FTA	FT%	3PA	3PM	3P%	REB	RPG	STL	AST	BL
1999-00	0.2	6	1	0	3	00.0	1	4	25.0	0	0	00.0	2	0.3	0	1	1
CAREER	0.2	6	1	0	3	00.0	1	4	25.0	0	0	00.0	2	0.3	0	1	1

Jordan, Stacie

Ball Ground, Georgia

Year	PPG	GM	PTS	FGM	FGA	FG%	FTM	FTA	FT%	3PM	3PA	3P%	REB	RPG	STL	AST	BL
1991-92	4.1	31	128	47	117	40.2	33	42	78.6	1	2	50.0	137	4.4	42	156	6
1990-91	3.1	30	93	36	102	35.3	20	29	69.0	1	5	20.0	94	3.1	39	136	6
CAREER	3.6	61	221	83	219	37.9	53	71	74.5	2	7	28.6	231	3.8	81	292	12

Kane, Amie

Dakar, Senegal

Year	PPG	GM	PTS	FGM	FGA	FG%	FTM	FTA	FT%	3PM	3PA	3P%	REB	RPG	STL	AST	BL
2000-01	20.0	27	539	190	423	44.9	134	171	78.4	25	85	29.4	169	6.3	169	87	71
1999-00	18.0	29	523	209	451	46.3	84	110	76.4	21	70	30.0	152	5.2	77	106	5
CAREER	19.0	56	1062	399	874	45.7	218	281	77.6	46	155	29.7	311	5.6	246	193	76

2000-01 NCAA Division II All-American; 2000-01 First Team All-American; 2000-01 Co-Peach Belt Player-of-the-Year; 2000-01 All-Peach Belt Conference.

Konate, Mareme

Dakar, Senegal

Year	PPG	GM	PTS	FGM	FGA	FG%	FTM	FTA	FT%	3PM	3PA	3P%	REB	RPG	STL	AST	BL
2001-02	8.9	27	239	83	227	36.6	38	59	64.4	35	116	30.2	97	3.6	42	82	7
CAREER	8.9	27	239	83	227	36.6	38	59	64.4	35	116	30.2	97	3.6	42	82	7

Kemp, Krista

Oneonta, Alabama

Year	PPG	GM	PTS	FGM	FGA	FG%	FTM	FTA	FT%	3PA	3PM	3P%	REB	RPG	STL	AST	BL
1999-00	4.0	12	48	22	38	57.9	3	5	60.0	1	1	100.0	22	1.8	5	14	0
1998-99	2.6	26	64	23	62	37.1	17	28	60.7	1	6	16.7	40	1.5	7	11	1
CAREER	3.0	38	114	45	100	45.0	20	33	60.6	2	7	28.6	62	1.6	12	25	1

Kemp, Marla

Oneonta, Alabama

Year	PPG	GM	PTS	FGM	FGA	FG%	FTM	FTA	FT%	3PA	3PM	3P%	REB	RPG	STL	AST	BL
1998-99	5.0	1	5	2	6	33.3	1	2	50.0	0	1	00.0	5	5.0	0	2	0
1997-98	5.9	15	88	26	65	40.0	36	46	78.3	0	3	00.0	61	4.1	12	17	1
1996-97	2.9	26	75	26	63	41.3	23	41	56.1	0	0	00.0	74	2.8	7	22	0
CAREER	4.0	42	168	54	134	40.3	60	89	67.4	0	4	00.0	140	3.3	19	39	1

Lewis, Traci

Cedartown, Georgia

Year	PPG	GM	PTS	FGM	FGA	FG%	FTM	FTA	FT%	3PA	3PM	3P%	REB	RPG	STL	AST	BL
1987-88	6.9	32	220	76	190	40.0	54	78	69.2	14	36	38.9	44	1.4	65	76	1
CAREER	6.9	32	220	76	190	40.0	54	78	69.2	14	36	38.9	44	1.4	65	76	1

all-time lady owls

Manning, Vashti

Valdosta, Georgia

Year	PPG	GM	PTS	FGM	FGA	FG%	FTM	FTA	FT%	3PA	3PM	3P%	REB	RPG	STL	AST	BL
1994-95	6.1	27	166	61	180	33.9	42	68	61.8	2	7	28.6	141	5.2	44	64	3
1993-94	2.4	26	63	21	75	28.0	21	47	44.7	0	0	00.0	84	3.2	17	48	0
1992-93	1.5	26	39	12	50	24.0	15	17	88.2	0	0	00.0	26	1.0	12	10	0
1991-92	1.2	11	13	1	9	11.0	11	17	64.7	0	1	00.0	8	0.7	2	4	2
CAREER	3.1	90	281	104	314	33.1	89	149	59.7	2	8	25.0	259	2.9	75	126	5

Marchmann, Tracey

Smyrna, Georgia

Year	PPG	GM	PTS	FGM	FGA	FG%	FTM	FTA	FT%	3PA	3PM	3P%	REB	RPG	STL	AST	BL
1991-92	11.2	31	347	106	256	41.4	112	143	78.3	23	54	42.6	100	3.2	105	123	4
1990-91	10.8	24	258	76	171	44.4	92	114	80.7	14	43	32.6	59	2.5	62	101	4
CAREER	11.0	55	605	182	427	42.6	204	257	79.4	37	97	38.1	159	2.9	167	224	8

1992, NAIA District Player-of-the-Year; 1992 NAIA All-District; 1992, All-Georgia Intercollegiate Athletic Conference.

Martin, Christi

Boaz, Alabama

Year	PPG	GM	PTS	FGM	FGA	FG%	FTM	FTA	FT%	3PA	3PM	3P%	REB	RPG	STL	AST	BL
1996-97	3.0	27	81	26	50	52.0	20	26	76.9	9	20	45.0	58	2.1	21	101	2
CAREER	3.0	27	81	26	50	52.0	20	26	76.9	9	20	45.0	58	2.1	21	101	2

May, Anne

Roswell, Georgia

Year	PPG	GM	PTS	FGM	FGA	FG%	FTM	FTA	FT%	3PA	3PM	3P%	REB	RPG	STL	AST	BL
1983-84	2.6	12	31	12	32	37.5	7	13	53.8	--	--	--	34	2.8	6	6	0
CAREER	2.6	12	31	12	32	37.5	7	13	53.8	--	--	--	34	2.8	6	6	0

McAllister, Sarah

Woodbury, Tennessee

Year	PPG	GM	PTS	FGM	FGA	FG%	FTM	FTA	FT%	3PA	3PM	3P%	REB	RPG	STL	AST	BL
1996-97	17.0	31	526	210	420	50.0	106	155	68.4	0	3	00.0	191	6.2	50	47	5
1995-96	22.7	29	657	261	488	53.5	133	179	74.3	2	15	13.3	209	7.2	53	53	17
1994-95	14.1	27	380	162	282	57.4	54	84	62.1	2	9	22.2	162	6.0	20	30	9
1993-94	14.5	29	420	187	350	53.4	45	93	48.4	1	11	9.1	156	5.4	25	23	13
CAREER	17.1	116	1983	820	1540	53.2	338	511	66.1	5	38	13.2	718	6.2	148	153	44

1997, Women's Division II Bulletin Fourth Team All-American; 1997, First Team All-Peach Belt Conference; 1996, Peach Belt Conference Player-of-the-Year; 1996, First Team All-Peach Belt Conference; 1995 First Team All-Peach Belt Conference.

Meredith, Kristi

Athens, Georgia

Year	PPG	GM	PTS	FGM	FGA	FG%	FTM	FTA	FT%	3PA	3PM	3P%	REB	RPG	STL	AST	BL
1996-97	0.6	10	6	1	9	11.1	4	7	57.1	0	1	00.0	12	1.2	1	2	0
CAREER	0.6	10	6	1	9	11.1	4	7	57.1	0	1	00.0	12	1.2	1	2	0

Morka, Malgorzata

Poznan, Poland

Year	PPG	GM	PTS	FGM	FGA	FG%	FTM	FTA	FT%	3PA	3PM	3P%	REB	RPG	STL	AST	BL
2001-02	13.7	27	370	133	316	42.1	47	64	73.4	57	164	34.8	85	3.1	29	91	11
CAREER	13.7	27	370	133	316	42.1	47	64	73.4	57	164	34.8	85	3.1	29	91	11

Moses, Regina

Decatur, Georgia

Year	PPG	GM	PTS	FGM	FGA	FG%	FTM	FTA	FT%	3PA	3PM	3P%	REB	RPG	STL	AST	BL
1983-84	3.2	13	41	18	41	43.9	5	11	45.5	--	--	--	27	2.0	13	9	0
CAREER	3.2	13	41	18	41	43.9	5	11	45.5	--	--	--	27	2.0	13	9	0

Ndoye, Fatou

Rufisque, Senegal

Year	PPG	GM	PTS	FGM	FGA	FG%	FTM	FTA	FT%	3PA	3PM	3P%	REB	RPG	STL	AST	BL
1999-00	6.7	30	201	76	177	42.9	49	79	62.0	0	0	00.0	105	3.5	32	30	9
1998-99	7.1	31	220	89	199	44.7	42	67	62.7	0	1	00.0	132	4.3	30	38	6
CAREER	6.9	61	421	165	376	43.9	91	146	62.3	0	1	00.0	237	3.9	62	68	15

Nichols, Kim

Lilburn, Georgia

Year	PPG	GM	PTS	FGM	FGA	FG%	FTM	FTA	FT%	3PA	3PM	3P%	REB	RPG	STL	AST	BL
1988-89	2.7	18	47	18	42	42.9	11	14	78.6	0	1	00.0	24	1.3	5	9	1
1987-88	3.0	31	94	41	99	41.4	12	27	44.4	0	0	00.0	58	1.9	15	14	2
CAREER	2.9	49	141	59	141	41.8	23	37	62.2	0	1	00.0	82	1.7	20	23	3

all-time lady owls

O'Brien, Maria Marietta, Georgia

Year	PPG	GM	PTS	FGM	FGA	FG%	FTM	FTA	FT%	3PA	3PM	3P%	REB	RPG	STL	AST	BL
1985-86	3.1	15	46	19	49	38.8	8	15	53.3	--	--	--	33	2.2	16	10	0
1984-85	6.2	29	179	76	206	36.9	27	45	60.0	--	--	--	134	4.6	52	31	0
1983-84	4.2	27	114	46	141	32.6	22	34	64.7	--	--	--	136	5.0	44	42	0
1982-83	1.9	20	38	17	55	30.9	4	7	57.1	--	--	--	62	3.1	5	7	0
CAREER	4.1	91	377	158	451	35.0	61	101	60.4	--	--	--	365	4.0	117	90	0

Osada, Jill Marietta, Georgia

Year	PPG	GM	PTS	FGM	FGA	FG%	FTM	FTA	FT%	3PA	3PM	3P%	REB	RPG	STL	AST	BL
1985-86	3.7	28	104	45	113	39.8	14	33	42.4	--	--	--	109	3.8	19	1	2
1984-85	3.0	29	87	37	95	38.9	13	32	40.6	--	--	--	91	3.1	11	7	7
1983-84	1.5	27	42	11	42	26.2	20	39	51.3	--	--	--	53	2.0	5	4	3
CAREER	2.8	84	233	93	250	37.2	47	104	45.2	--	--	--	253	3.0	35	12	12

Penrod, Angie Marietta, Georgia

Year	PPG	GM	PTS	FGM	FGA	FG%	FTM	FTA	FT%	3PA	3PM	3P%	REB	RPG	STL	AST	BL
1985-86	13.8	12	166	71	136	52.2	24	43	55.8	--	--	--	87	7.3	21	3	25
CAREER	13.8	12	166	71	136	52.2	24	43	55.8	--	--	--	87	7.3	21	3	25

Pickens, Stacy Fort Ogelthorpe, Georgia

Year	PPG	GM	PTS	FGM	FGA	FG%	FTM	FTA	FT%	3PA	3PM	3P%	REB	RPG	STL	AST	BL
1983-84	0.0	0	0	0	0	00.0	0	0	00.0	0	0	00.0	0	0.0	0	0	0
CAREER	0.0	0	0	0	0	00.0	0	0	00.0	0	0	00.0	0	0.0	0	0	0

Pivac, Justine Wellington, New Zealand

Year	PPG	GM	PTS	FGM	FGA	FG%	FTM	FTA	FT%	3PA	3PM	3P%	REB	RPG	STL	AST	BL
2000-01	6.4	25	161	71	157	45.2	19	26	73.1	0	2	00.0	104	4.2	16	21	24
CAREER	6.4	25	161	71	157	45.2	19	26	73.1	0	2	00.0	104	4.2	16	21	24

Poss, Cristy Dallas, Georgia

Year	PPG	GM	PTS	FGM	FGA	FG%	FTM	FTA	FT%	3PA	3PM	3P%	REB	RPG	STL	AST	BL
1995-96	0.8	17	14	1	19	5.3	12	22	54.5	0	9	00.0	18	1.1	8	27	0
1994-95	1.4	27	37	11	63	17.7	8	22	36.4	7	33	21.2	37	1.4	4	5	0
CAREER	1.2	44	51	12	82	14.6	20	44	45.4	7	42	16.7	55	1.3	12	32	0

Radford, Desma Atlanta, Georgia

Year	PPG	GM	PTS	FGM	FGA	FG%	FTM	FTA	FT%	3PA	3PM	3P%	REB	RPG	STL	AST	BL
1989-90	1.8	11	20	8	19	42.1	4	6	66.7	0	1	00.0	21	1.8	4	8	1
1988-89	1.2	12	14	5	13	38.5	4	7	57.1	0	0	00.0	17	1.4	11	11	1
1987-88	1.8	13	24	11	29	37.9	2	5	40.0	0	0	00.0	15	1.2	7	3	1
CAREER	1.6	36	58	24	61	39.3	10	18	55.6	0	1	00.0	53	1.5	22	22	3

Richardson, Natalie Albany, Georgia

Year	PPG	GM	PTS	FGM	FGA	FG%	FTM	FTA	FT%	3PA	3PM	3P%	REB	RPG	STL	AST	BL
1994-95	0.8	5	4	1	7	14.3	2	4	50.0	0	3	00.0	5	1.0	1	1	1
CAREER	0.8	5	4	1	7	14.3	2	4	50.0	0	3	00.0	5	1.0	1	1	1

Ransom, Melissa Rossville, Georgia

Year	PPG	GM	PTS	FGM	FGA	FG%	FTM	FTA	FT%	3PA	3PM	3P%	REB	RPG	STL	AST	BL
1996-97	0.8	9	7	2	10	20.0	3	4	75.0	0	6	00.0	7	0.8	1	2	0
1995-96	3.0	17	51	18	44	40.9	4	8	50.0	11	28	39.3	21	1.2	7	8	0
CAREER	2.2	26	58	20	54	37.0	7	12	58.3	11	34	32.4	28	1.1	8	10	0

Ridings, Beverly Woodstock, Georgia

Year	PPG	GM	PTS	FGM	FGA	FG%	FTM	FTA	FT%	3PA	3PM	3P%	REB	RPG	STL	AST	BL
1984-85	6.2	29	180	60	176	34.1	60	78	76.9	--	--	--	71	2.4	40	51	5
CAREER	6.2	29	180	60	176	34.1	60	78	76.9	--	--	--	71	2.4	40	51	5

Roberts, Sandra Norcross, Georgia

Year	PPG	GM	PTS	FGM	FGA	FG%	FTM	FTA	FT%	3PA	3PM	3P%	REB	RPG	STL	AST	BL
1984-85	8.3	29	241	115	304	37.8	11	19	57.9	--	--	--	93	3.2	41	56	9
1983-84	14.0	27	379	169	404	41.8	41	57	71.9	--	--	--	85	3.1	55	75	22
CAREER	11.1	56	620	284	708	40.1	52	76	68.4	--	--	--	178	3.2	96	131	31

all-time lady owls

Russell, Janice Smyrna, Georgia

Year	PPG	GM	PTS	FGM	FGA	FG%	FTM	FTA	FT%	3PA	3PM	3P%	REB	RPG	STL	AST	BL
1983-84	3.2	12	38	18	48	37.5	2	13	15.4	--	--	--	26	2.2	6	9	2
1982-83	6.6	22	146	62	167	37.1	22	39	56.4	--	--	--	86	3.9	23	24	3
CAREER	5.4	34	184	80	215	37.2	24	52	46.2	--	--	--	112	3.3	29	33	5

Sanders, Sharmia Macon, Georgia

Year	PPG	GM	PTS	FGM	FGA	FG%	FTM	FTA	FT%	3PA	3PM	3P%	REB	RPG	STL	AST	BL
2000-01	4.8	24	116	39	104	37.5	35	61	57.4	3	17	17.6	126	5.3	54	73	0
CAREER	4.8	24	116	39	104	37.5	35	61	57.4	3	17	17.6	126	5.3	54	73	0

Scott, Michelle Marietta, Georgia

Year	PPG	GM	PTS	FGM	FGA	FG%	FTM	FTA	FT%	3PA	3PM	3P%	REB	RPG	STL	AST	BL
1982-83	4.5	4	18	8	21	38.1	2	9	22.2	--	--	--	9	2.2	2	7	0
CAREER	4.5	4	18	8	21	38.1	2	9	22.2	--	--	--	9	2.2	2	7	0

Shaw, Robin Norcross, Georgia

Year	PPG	GM	PTS	FGM	FGA	FG%	FTM	FTA	FT%	3PA	3PM	3P%	REB	RPG	STL	AST	BL
1986-87	10.6	28	297	131	285	46.0	35	55	63.6	--	--	--	63	2.3	59	109	5
1985-86	12.0	28	337	140	291	48.1	57	84	67.9	--	--	--	42	1.5	69	77	2
1984-85	11.4	15	171	76	181	42.0	19	28	67.9	--	--	--	27	1.7	38	55	1
CAREER	11.3	71	805	347	757	45.8	111	167	66.5	--	--	--	132	1.8	166	241	8

Shirley, Suzan Guntersville, Alabama

Year	PPG	GM	PTS	FGM	FGA	FG%	FTM	FTA	FT%	3PA	3PM	3P%	REB	RPG	STL	AST	BL
1994-95	11.1	27	299	100	290	34.5	44	57	77.2	55	161	34.2	80	3.0	45	77	0
CAREER	11.1	27	299	100	290	34.5	44	57	77.2	55	161	34.2	80	3.0	45	77	0

Smith, Mandy Gainesville, Georgia

Year	PPG	GM	PTS	FGM	FGA	FG%	FTM	FTA	FT%	3PA	3PM	3P%	REB	RPG	STL	AST	BL
1993-94	4.4	8	35	11	28	39.3	8	12	66.7	5	17	29.4	18	2.3	5	12	1
1992-93	2.5	29	72	19	58	32.8	21	30	70.0	13	29	44.8	38	1.3	14	21	2
CAREER	2.9	37	107	30	86	34.9	29	42	69.0	18	46	39.1	56	1.5	19	33	3

Smith, Vandi Snellville, Georgia

Year	PPG	GM	PTS	FGM	FGA	FG%	FTM	FTA	FT%	3PA	3PM	3P%	REB	RPG	STL	AST	BL
1985-86	5.9	28	165	60	166	36.1	45	76	59.2	--	--	--	137	4.9	35	22	0
1984-85	10.8	29	312	123	284	43.3	66	115	57.4	--	--	--	251	8.7	38	16	3
1983-84	6.0	23	137	46	117	39.3	45	79	57.0	--	--	--	124	5.4	27	29	1
CAREER	7.7	80	614	229	567	40.4	156	270	57.8	--	--	--	512	6.4	100	67	4

Solomon, Tara Woodbury, Tennessee

Year	PPG	GM	PTS	FGM	FGA	FG%	FTM	FTA	FT%	3PA	3PM	3P%	REB	RPG	STL	AST	BL
1993-94	12.3	25	307	119	270	44.1	38	48	79.2	31	90	34.4	116	4.6	45	131	2
1992-93	13.6	30	408	160	359	44.6	48	67	71.6	40	118	33.9	119	4.0	48	87	9
CAREER	13.0	55	715	279	629	44.4	86	115	74.5	71	208	34.1	235	4.3	93	218	11

1994, NAIA Division I All-Southeast Region Independent Team; 1993 NAIA All-District 25.

Southern, Tabby Ellijay, Georgia

Year	PPG	GM	PTS	FGM	FGA	FG%	FTM	FTA	FT%	3PA	3PM	3P%	REB	RPG	STL	AST	BL
1989-90	1.6	10	16	8	17	47.1	0	2	00.0	0	0	00.0	14	1.4	2	16	0
CAREER	1.6	10	16	8	17	47.1	0	2	00.0	0	0	00.0	14	1.4	2	16	0

Stanioch, Justyna Wroclaw, Poland

Year	PPG	GM	PTS	FGM	FGA	FG%	FTM	FTA	FT%	3PA	3PM	3P%	REB	RPG	STL	AST	BL
1998-99	16.5	30	494	203	357	56.9	88	151	58.3	0	0	00.0	197	6.6	62	64	25
1997-98	15.4	22	339	141	268	52.6	57	103	55.3	0	1	00.0	141	6.4	45	49	24
1996-97	24.6	5	123	53	82	64.6	17	35	48.6	0	0	00.0	60	12.0	17	7	1
CAREER	16.8	57	956	397	707	56.2	162	289	56.1	0	1	00.0	398	7.0	124	120	50

1999, Women's Division II Bulletin Honorable Mention All-American; 1999, First Team All-Peach Belt Conference.

Stanioch, Magda Wroclaw, Poland

Year	PPG	GM	PTS	FGM	FGA	FG%	FTM	FTA	FT%	3PA	3PM	3P%	REB	RPG	STL	AST	BL
1997-98	4.4	27	120	52	108	48.1	16	25	64.0	0	0	00.0	78	2.9	15	11	22
CAREER	4.4	27	120	52	108	48.1	16	25	64.0	0	0	00.0	78	2.9	15	11	22

all-time lady owls

Stephens, Kelly Demorest, Georgia

Year	PPG	GM	PTS	FGM	FGA	FG%	FTM	FTA	FT%	3PA	3PM	3P%	REB	RPG	STL	AST	BL
1987-88	3.2	24	68	26	51	51.0	16	31	51.6	0	0	00.0	54	2.6	5	3	0
1986-87	5.8	27	157	67	124	54.0	23	49	46.9	--	--	--	91	3.4	16	9	1
CAREER	4.4	51	225	93	175	53.1	39	80	48.8	0	0	00.0	145	2.8	21	12	1

Stevenson, Donna Marietta, Georgia

Year	PPG	GM	PTS	FGM	FGA	FG%	FTM	FTA	FT%	3PA	3PM	3P%	REB	RPG	STL	AST	BL
1985-86	6.7	26	175	76	164	46.3	23	52	44.2	--	--	--	115	4.4	34	26	4
1984-85	14.3	29	414	172	404	42.6	70	114	61.4	--	--	--	150	5.2	49	47	9
1983-84	13.3	12	160	70	137	51.1	20	34	58.8	--	--	--	108	9.0	19	37	3
CAREER	11.2	67	749	318	705	45.1	113	200	56.5	--	--	--	373	5.6	102	110	16

Sturdivant, Jeanne Marietta, Georgia

Year	PPG	GM	PTS	FGM	FGA	FG%	FTM	FTA	FT%	3PA	3PM	3P%	REB	RPG	STL	AST	BL
1982-83	1.8	23	42	17	51	33.3	8	22	36.4	--	--	--	63	2.7	10	8	9
CAREER	1.8	23	42	17	51	33.3	8	22	36.4	--	--	--	63	2.7	10	8	9

Sullivan, Amy Carrollton, Georgia

Year	PPG	GM	PTS	FGM	FGA	FG%	FTM	FTA	FT%	3PA	3PM	3P%	REB	RPG	STL	AST	BL
1993-94	3.9	7	27	6	13	46.2	15	19	78.9	0	0	00.0	14	2.0	6	22	0
1992-93	3.8	29	110	22	80	27.5	62	77	80.5	4	13	30.8	50	1.7	41	82	3
CAREER	3.8	36	137	28	93	30.1	77	96	80.2	4	13	30.8	64	1.8	47	104	3

Swindell, Sherry Lilburn, Georgia

Year	PPG	GM	PTS	FGM	FGA	FG%	FTM	FTA	FT%	3PA	3PM	3P%	REB	RPG	STL	AST	BL
1991-92	9.5	31	295	116	253	45.8	11	18	61.1	52	105	49.5	68	2.2	31	60	0
1990-91	8.9	31	275	106	229	46.3	23	38	60.5	52	105	49.5	58	1.9	40	44	0
1989-90	12.1	29	350	138	290	47.6	30	41	73.2	44	82	53.7	75	2.8	30	54	1
CAREER	10.1	91	920	360	772	46.7	64	97	66.0	148	292	50.7	201	2.2	101	158	1

Szaniecka, Anna Poznan, Poland

Year	PPG	GM	PTS	FGM	FGA	FG%	FTM	FTA	FT%	3PA	3PM	3P%	REB	RPG	STL	AST	BL
2001-02	7.0	27	189	72	152	47.4	45	74	60.8	0	0	00.0	119	4.4	17	39	12
2000-01	9.3	27	251	95	182	52.2	61	89	68.5	0	0	00.0	191	7.1	25	30	5
1999-00	4.8	27	130	52	92	56.5	26	44	59.1	0	0	00.0	40	1.5	7	18	4
CAREER	7.0	81	570	219	426	51.4	132	207	63.8	0	0	00.0	350		49	87	21

Tanner, Tiffany Fort Ogelthorpe, Georgia

Year	PPG	GM	PTS	FGM	FGA	FG%	FTM	FTA	FT%	3PA	3PM	3P%	REB	RPG	STL	AST	BL
1995-96	5.6	29	162	56	144	38.9	50	74	67.6	0	1	00.0	118	4.1	45	53	2
1994-95	5.3	26	138	46	112	41.1	46	76	60.5	0	0	00.0	108	4.2	42	26	1
1993-94	3.8	29	109	40	97	41.2	29	58	50.0	0	0	00.0	82	2.8	21	22	2
CAREER	4.9	84	409	142	353	40.2	125	208	60.1	0	1	00.0	308	3.7	108	101	5

Thomas, Audra Romeo, Michigan

Year	PPG	GM	PTS	FGM	FGA	FG%	FTM	FTA	FT%	3PA	3PM	3P%	REB	RPG	STL	AST	BL
2000-01	2.7	23	62	24	52	46.2	14	28	50.0	0	0	00.0	46	2.0	7	7	0
CAREER	2.7	23	62	24	52	46.2	14	28	50.0	0	0	00.0	46	2.0	7	7	0

Thomas, Mandy Boaz, Alabama

Year	PPG	GM	PTS	FGM	FGA	FG%	FTM	FTA	FT%	3PA	3PM	3P%	REB	RPG	STL	AST	BL
1997-98	7.0	27	188	80	196	40.8	28	37	75.7	0	2	00.0	107	4.0	52	110	9
1996-97	6.8	32	216	82	217	37.8	52	76	68.4	0	1	00.0	161	5.0	69	86	8
CAREER	6.8	59	404	162	413	39.2	80	113	70.8	0	3	00.0	267	4.5	121	196	17

Thomas, Monica Hephzibah, Georgia

Year	PPG	GM	PTS	FGM	FGA	FG%	FTM	FTA	FT%	3PA	3PM	3P%	REB	RPG	STL	AST	BL
1991-92	11.5	31	355	148	284	52.1	58	98	59.2	1	1	100.0	140	4.5	20	20	20
CAREER	11.5	31	355	148	284	52.1	58	98	59.2	1	1	100.0	140	4.5	20	20	20

1992, NAIA District 25 All-Freshman Team.

all-time lady owls

Thornton, Dion

Jackson, Tennessee

Year	PPG	GM	PTS	FGM	FGA	FG%	FTM	FTA	FT%	3PA	3PM	3P%	REB	RPG	STL	AST	BL
1998-99	15.7	32	503	197	348	56.6	109	161	67.7	0	0	00.0	274	8.6	46	42	40
1997-98	15.1	28	423	173	302	57.3	77	131	58.8	0	0	00.0	261	9.3	34	41	29
CAREER	15.4	60	926	370	650	56.9	186	292	63.7	0	0	00.0	535	8.9	80	83	69

1999, First Team All-Peach Belt Conference; 1998, Women's Division II Bulletin Honorable Mention All-American; 1998 First Team All-Peach Belt Conference.

Touchstone, Angie

Adairsville, Georgia

Year	PPG	GM	PTS	FGM	FGA	FG%	FTM	FTA	FT%	3PA	3PM	3P%	REB	RPG	STL	AST	BL
1982-83	1.8	15	27	13	40	32.5	1	3	33.3	--	--	--	9	0.6	2	5	0
CAREER	1.8	15	27	13	40	32.5	1	3	33.3	--	--	--	9	0.6	2	5	0

Trammell, Jenny

Acworth, Georgia

Year	PPG	GM	PTS	FGM	FGA	FG%	FTM	FTA	FT%	3PA	3PM	3P%	REB	RPG	STL	AST	BL
1991-92	3.6	31	112	47	101	46.5	17	28	60.7	1	2	50.0	110	3.5	55	73	2
1990-91	3.6	30	107	40	90	44.4	27	39	69.2	1	2	50.0	89	3.0	52	72	0
1989-90	9.1	29	265	99	203	48.8	67	101	66.3	0	1	00.0	166	6.4	108	133	2
1988-89	3.4	28	96	34	79	43.0	28	38	73.7	0	0	00.0	66	2.4	36	32	1
CAREER	4.9	118	580	220	473	46.5	139	206	67.5	2	5	40.0	431	3.7	251	310	5

Tripp, Tammy

Dawson, Georgia

Year	PPG	GM	PTS	FGM	FGA	FG%	FTM	FTA	FT%	3PA	3PM	3P%	REB	RPG	STL	AST	BL
1988-89	2.7	9	24	7	21	33.3	10	13	76.9	0	0	00.0	9	1.0	7	6	2
CAREER	2.7	9	24	7	21	33.3	10	13	76.9	0	0	00.0	9	1.0	7	6	2

Trundle, Conny

Ringgold, Georgia

Year	PPG	GM	PTS	FGM	FGA	FG%	FTM	FTA	FT%	3PA	3PM	3P%	REB	RPG	STL	AST	BL
1990-91	9.8	31	305	116	225	51.6	73	117	62.4	0	0	00.0	150	4.8	17	19	0
1989-90	14.2	27	384	143	278	51.4	100	148	67.6	0	0	00.0	161	6.7	22	30	3
1988-89	8.1	28	227	90	176	51.1	47	78	60.3	0	0	00.0	100	3.6	13	13	3
CAREER	10.7	86	916	349	679	51.4	210	343	61.2	0	0	00.0	411	4.8	52	62	6

Turner, Jennifer

Morrow, Georgia

Year	PPG	GM	PTS	FGM	FGA	FG%	FTM	FTA	FT%	3PA	3PM	3P%	REB	RPG	STL	AST	BL
1985-86	3.4	25	86	30	82	36.6	26	41	63.4	--	--	--	47	1.9	19	15	1
1984-85	7.8	29	226	91	218	41.7	44	71	62.0	--	--	--	115	3.9	48	13	1
1983-84	8.4	27	227	94	218	43.1	39	49	79.6	--	--	--	93	3.4	30	38	3
CAREER	6.7	81	539	215	518	41.6	109	161	67.7	--	--	--	255	3.1	97	66	5

Varnum, Abriele

Commerce, Georgia

Year	PPG	GM	PTS	FGM	FGA	FG%	FTM	FTA	FT%	3PA	3PM	3P%	REB	RPG	STL	AST	BL
2001-02	1.0	3	3	1	2	50.0	1	2	50.0	0	1	00.0	0	0.0	0	1	0
2000-01	2.1	11	23	7	18	38.9	3	6	50.0	6	12	50.0	7	0.6	2	3	0
CAREER	1.9	14	26	8	20	40.0	4	8	50.0	6	13	46.2	7	0.5	2	4	0

Waldrip, Gina

Gainesville, Georgia

Year	PPG	GM	PTS	FGM	FGA	FG%	FTM	FTA	FT%	3PA	3PM	3P%	REB	RPG	STL	AST	BL
1989-90	6.1	29	177	62	154	40.3	47	82	57.3	3	8	37.5	108	3.8	81	220	3
1988-89	4.8	27	130	46	104	44.2	38	50	76.0	0	0	00.0	68	1.9	41	68	0
1987-88	6.0	32	193	69	158	43.7	52	75	69.3	3	4	75.0	53	1.7	44	43	0
1986-87	5.9	28	164	66	146	45.2	32	51	62.7	--	--	--	73	2.6	56	59	4
CAREER	5.7	116	664	243	562	43.2	169	258	65.5	6	12	50.0	302	2.6	222	390	7

Watts, Kim

Cave Springs, Georgia

Year	PPG	GM	PTS	FGM	FGA	FG%	FTM	FTA	FT%	3PA	3PM	3P%	REB	RPG	STL	AST	BL
1995-96	11.5	28	324	121	263	46.0	80	120	66.7	0	0	00.0	263	9.4	48	56	11
1994-95	5.8	25	144	59	131	45.0	26	51	51.0	0	0	00.0	117	4.7	20	16	2
1993-94	10.3	29	299	123	262	46.9	53	96	55.2	0	1	00.0	217	7.5	37	18	1
1992-93	10.0	30	299	124	238	52.1	51	70	72.9	0	0	00.0	203	6.8	31	39	14
CAREER	9.5	112	1066	427	894	47.8	210	337	62.3	0	1	00.0	800	7.1	136	129	28

1993, NAIA District 25 All-Freshman Team.

all-time lady owls

Webb, Lorena													Ocala, Florida				
Year	PPG	GM	PTS	FGM	FGA	FG%	FTM	FTA	FT%	3PA	3PM	3P%	REB	RPG	STL	AST	BL
1998-99	3.8	16	61	23	50	46.0	15	26	57.7	0	0	00.0	39	2.4	2	8	2
CAREER	3.8	16	61	23	50	46.0	15	26	57.7	0	0	00.0	39	2.4	2	8	2

Williamson, Kelly													North Springs, Georgia				
Year	PPG	GM	PTS	FGM	FGA	FG%	FTM	FTA	FT%	3PA	3PM	3P%	REB	RPG	STL	AST	BL
1984-85	1.0	27	29	12	31	38.7	5	17	29.4	--	--	--	19	0.7	26	17	1
1983-84	0.8	6	5	1	3	33.3	1	2	50.0	--	--	--	2	0.3	0	3	12
CAREER	1.0	33	34	13	34	38.2	6	19	31.6	--	--	--	21	0.6	26	20	13

Willingham, April													Forsyth, Georgia				
Year	PPG	GM	PTS	FGM	FGA	FG%	FTM	FTA	FT%	3PA	3PM	3P%	REB	RPG	STL	AST	BL
1992-93	2.5	30	76	28	75	37.3	19	28	67.9	1	4	25.0	32	1.1	22	67	0
1991-92	1.9	18	35	10	32	31.3	15	19	78.9	0	1	00.0	15	0.8	4	17	0
1990-91	2.6	19	55	16	39	41.0	23	32	71.9	0	1	00.0	18	0.9	7	31	0
1989-90	2.2	29	64	19	49	38.8	25	37	67.6	1	2	50.0	26	0.9	20	55	3
CAREER	2.2	96	230	73	195	37.4	82	116	70.7	2	8	25.0	91	1.0	53	170	3

Wetherington, Britney													Lenox, Georgia				
Year	PPG	GM	PTS	FGM	FGA	FG%	FTM	FTA	FT%	3PA	3PM	3P%	REB	RPG	STL	AST	BL
2001-02	2.2	21	47	19	48	39.6	3	8	37.5	6	20	30.0	15	0.7	12	10	1
CAREER	2.2	21	47	19	48	39.6	3	8	37.5	6	20	30.0	15	0.7	12	10	1

Willis, Sharon													Marietta, Georgia				
Year	PPG	GM	PTS	FGM	FGA	FG%	FTM	FTA	FT%	3PA	3PM	3P%	REB	RPG	STL	AST	BL
1982-83	10.3	23	238	101	226	44.7	39	63	57.1	--	--	--	164	7.1	34	21	7
CAREER	10.3	23	238	101	226	44.7	39	63	57.1	--	--	--	167	7.1	34	21	7

Willis, Sheila													Marietta, Georgia				
Year	PPG	GM	PTS	FGM	FGA	FG%	FTM	FTA	FT%	3PA	3PM	3P%	REB	RPG	STL	AST	BL
1982-83	13.0	23	299	130	284	45.8	39	58	67.2	--	--	--	186	8.1	31	20	5
CAREER	13.0	23	299	130	284	45.8	39	58	67.2	--	--	--	186	8.1	31	20	5

Worthy, Chason													Dallas, Georgia				
Year	PPG	GM	PTS	FGM	FGA	FG%	FTM	FTA	FT%	3PA	3PM	3P%	REB	RPG	STL	AST	BL
1995-96	0.5	11	5	1	6	16.7	3	7	42.9	0	0	00.0	10	0.9	2	5	0
CAREER	0.5	11	5	1	6	16.7	3	7	42.9	0	0	00.0	10	0.9	2	5	0

Wright, Shelly													Douglasville, Georgia				
Year	PPG	GM	PTS	FGM	FGA	FG%	FTM	FTA	FT%	3PA	3PM	3P%	REB	RPG	STL	AST	BL
1995-96	3.2	26	82	30	75	40.0	22	40	55.0	0	0	00.0	71	2.7	9	11	2
CAREER	3.2	26	82	30	75	40.0	22	40	55.0	0	0	00.0	71	2.7	9	11	2

Wyatt, Jocelyn													Lilburn, Georgia				
Year	PPG	GM	PTS	FGM	FGA	FG%	FTM	FTA	FT%	3PA	3PM	3P%	REB	RPG	STL	AST	BL
2000-01	7.7	27	209	82	179	45.8	45	63	71.4	0	0	00.0	156	5.8	38	46	6
CAREER	7.7	27	209	82	179	45.8	45	63	71.4	0	0	00.0	156	5.8	38	46	6

Yarborough, Rhonda													Lithia Springs, Georgia				
Year	PPG	GM	PTS	FGM	FGA	FG%	FTM	FTA	FT%	3PA	3PM	3P%	REB	RPG	STL	AST	BL
1986-87	1.8	12	21	6	37	16.2	9	12	75.0	--	--	--	23	1.9	3	7	0
1985-86	0.7	11	8	2	9	22.2	4	7	57.1	--	--	--	12	1.1	2	2	1
CAREER	1.3	23	29	8	46	17.4	13	19	68.4	--	--	--	35	1.5	5	9	1

Zachery, Candice													Douglasville, Georgia				
Year	PPG	GM	PTS	FGM	FGA	FG%	FTM	FTA	FT%	3PA	3PM	3P%	REB	RPG	STL	AST	BL
1982-83	5.7	17	97	40	115	34.8	17	33	51.5	--	--	--	54	3.2	30	36	0
CAREER	5.7	17	97	40	115	34.8	17	33	51.5	--	--	--	54	3.2	30	36	0

Zmuda, Ewelina													Zielona Gora, Poland				
Year	PPG	GM	PTS	FGM	FGA	FG%	FTM	FTA	FT%	3PA	3PM	3P%	REB	RPG	STL	AST	BL
1999-00	5.3	30	160	71	159	44.7	18	41	43.9	0	0	00.0	170	5.7	36	21	72
1998-99	6.5	20	130	53	91	58.2	24	40	60.0	0	0	00.0	72	3.6	14	8	24
1997-98	2.7	24	64	28	78	35.9	8	20	40.0	0	0	00.0	73	3.0	12	10	34
CAREER	4.8	74	354	152	328	46.3	50	101	49.5	0	0	00.0	315	4.3	62	39	130

2001-2002 peach belt composite schedule

9	Lander at Columbus State	5:30	9	Columbus State @ USC Aiken	2:00
13	Francis Marion @ USC Aiken	5:30	12	USC Aiken @ Lander	5:30
	UNC Pembroke @ Armstrong Atlantic	5:30		Armstrong Atlantic @ North Florida	5:30
	Kennesaw State @ Lander	5:30		GC&SU @ Clayton State	5:30
	Augusta State @ Columbus State	5:30		USC Spartanburg @ Francis Marion	5:30
	USC Spartanburg @ Clayton State	5:30		Augusta State @ UNC Pembroke	5:30
15	Armstrong Atlantic @ USC Aiken	5:30		Columbus State @ Kennesaw State	5:30
	Lander @ USC Spartanburg	5:30	15	UNC Pembroke @ Columbus State	1:00
	Clayton State @ GC&SU	5:30		Francis Marion @ Kennesaw State	2:00
	Francis Marion @ UNC Pembroke	5:30		USC Spartanburg @ North Florida	2:00
	Columbus State @ North Florida	5:30		USC Aiken @ GC&SU	5:30
	Kennesaw State @ Augusta State	5:30		Armstrong Atlantic @ Clayton State	5:30
18	Armstrong Atlantic @ Columbus State	1:00		Lander @ Augusta State	5:30
	USC Aiken @ USC Spartanburg	2:00	19	USC Aiken @ UNC Pembroke	5:30
	Lander @ Francis Marion	2:00		North Florida @ Armstrong Atlantic	5:30
	GC&SU @ Kennesaw State	2:00		Francis Marion @ Lander	5:30
	North Florida @ Clayton State	2:00		GC&SU @ Columbus State	5:30
	UNC Pembroke @ Augusta State	5:30		Clayton State @ USC Spartanburg	5:30
22	Kennesaw State @ USC Aiken	5:30		Augusta State @ Kennesaw State	5:30
	Armstrong Atlantic @ Francis Marion	5:30	22	Lander @ UNC Pembroke	2:00
	Augusta State @ Lander	5:30		Clayton State @ North Florida	2:00
	GC&SU @ North Florida	5:30		USC Spartanburg @ USC Aiken	5:30
	UNC Pembroke @ USC Spartanburg	5:30		Columbus State @ Armstrong Atlantic	5:30
	Columbus State @ Clayton State	5:30		Kennesaw State @ GC&SU	5:30
25	UNC Pembroke @ Clayton State	2:00		Francis Marion @ Augusta State	5:30
	Kennesaw State @ North Florida	2:00	24	Clayton State @ Spelman	6:30
	Augusta State @ Francis Marion	5:30	26	USC Aiken @ Francis Marion	5:30
	USC Aiken @ Columbus State	5:30		GC&SU @ Armstrong Atlantic	5:30
	USC Spartanburg @ Armstrong Atlantic	5:30		Lander @ Clayton State	5:30
	GC&SU @ Lander	5:30		USC Spartanburg @ UNC Pembroke	5:30
27	North Greenville @ Lander	6:00		Kennesaw State @ Columbus State	5:30
	Albany State @ GC&SU	7:00		North Florida @ Augusta State	5:30
29	North Florida @ USC Aiken	5:30			
	Armstrong Atlantic @ GC&SU	5:30			MARCH
	UNC Pembroke @ Lander	5:30	1	GC&SU @ USC Spartanburg	2:00
	Francis Marion @ USC Spartanburg	5:30		Clayton State @ Francis Marion	2:00
	Columbus State @ Augusta State	5:30		Armstrong Atlantic @ Kennesaw State	2:00
	Clayton State @ Kennesaw State	5:30		Augusta State @ USC Aiken	5:30
				Columbus State @ Lander	5:30
				North Florida @ UNC Pembroke	5:30
					March 4-9, 2003
					Peach Belt Conference Tournament - Columbus, Ga.
					# - Concord College Tip-Off (Athens, W.V.)
					! - Heritage Bank Tournament (Morrow, Ga.)
					\$ - Arrowhead Tournament (Morrow, Ga.)
					% - West Florida Tip-Off Tournament (Tallahassee, Fla.)
					^ - Lady Osprey Holiday Classic (Jacksonville, Fla.)
					& - Ron Walker Memorial Classic (Kennesaw, Ga.)
					+ - Four Seasons Tipoff Classic (Aiken, S.C.)
					~ - FMU/Sleep Inn Classic (Florence, S.C.)
					> - AASU/Chatham Orthopaedics Classic (Savannah, Ga.)
					= - CSU Holiday Classic (Columbus, Ga.)
					< - C&L/Lancer Invitational (Farmville, Va.)
					* - CSU Tipoff Classic (Columbus, Ga.)
					() - West Georgia Classic (Carrollton, Ga.)
1	North Florida @ Columbus State	2:00			
	Kennesaw State @ USC Spartanburg	2:00			
	Lander @ USC Aiken	5:30			
	Armstrong Atlantic @ UNC Pembroke	5:30			
	Francis Marion @ GC&SU	5:30			
	Clayton State @ Augusta State	5:30			
5	USC Aiken @ North Florida	5:30			
	Augusta State @ Armstrong Atlantic	5:30			
	Lander @ Kennesaw State	5:30			
	USC Spartanburg @ GC&SU	5:30			
	UNC Pembroke @ Francis Marion	5:30			
	Clayton State @ Columbus State	5:30			
8	Kennesaw State @ Armstrong Atlantic	2:00			
	North Florida @ Lander	2:00			
	Francis Marion @ Clayton State	2:00			
	Augusta State @ USC Spartanburg	2:00			
	GC&SU @ UNC Pembroke	5:30			



Supports
Kennesaw State University Athletics

**Voted Best Cajun Restaurant
8 Years In A Row**

"New Orleans Magazine"


*Located at 1142 Barrett Parkway
Next to the Carl Black Buick/GMC Dealership*

Hours of Operation

Sun - Thurs	11am to 10pm
Fri & Sat	11am to 12am
Sunday Brunch	11am to 3pm

Ask about our Business
Lunch Menu and Banquets
Carry Out and Call Ahead Seating
Available
770.919.9612

Visit our other locations on Cobb Parkway and Piedmont Road



We Didn't Invent The Chicken
Just The Chicken Sandwich®

**TWO KENNESAW LOCATIONS
TOWN CENTER AT COBB • BARRETT PARKWAY**



Connect with family and friends— at home and away.

Take all your minutes nationwide with the America's Choice™ Plan. Connect with family and friends coast-to-coast with no roaming or long distance charges on the America's Choice™ network. And that comes in handy, especially when you are on the go.



Network not available in all areas. One year customer agreement and CDMA Tri-mode equipment with specified software required. Calls placed off network \$.69/min. The America's Choice network covers over 250 million people in the U.S. See store and Calling Plan brochure for details.

1.800. 2 JOIN IN



The Official Wireless Provider
of Kennesaw State Athletics.

verizonwireless
We never stop working for you.™